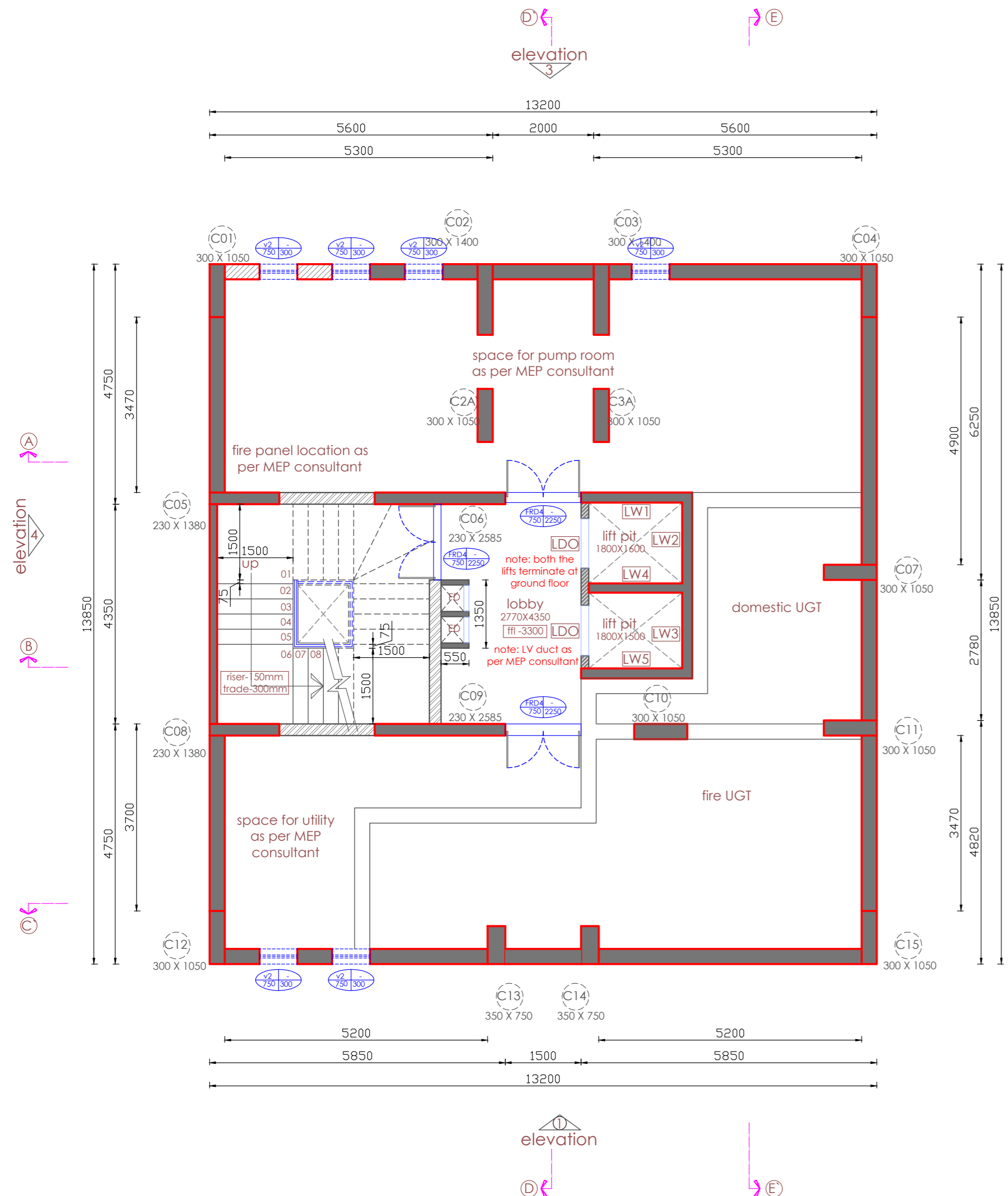
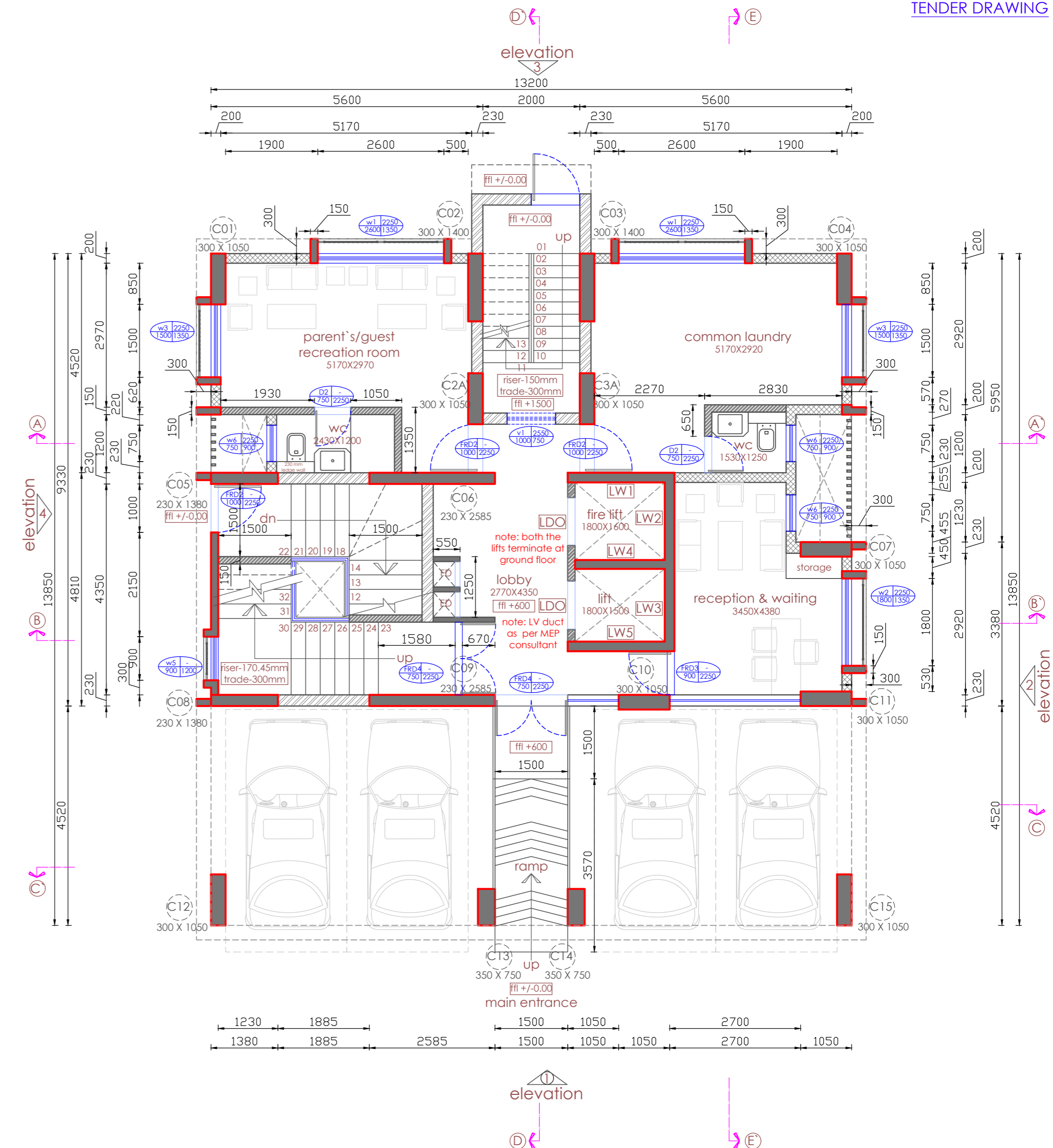


roof plan

 NORTH COMP DETAIL REVISION NO. R0 SCALE NOT TO SCALE	PROJECT: PROPOSED REDEVELOPMENT (GIRL'S HOSTEL) OF PLOT NO. 226 BEARING C.S. NO. 202B/10, MATUNGA(E), MUMBAI - 400019 (F/N WARD)				DESIGNED BY KAILASH SONTAKKE REGD ARCHITECT CA 84-8700 TEL:020 2553 5436. EMAIL: kaison.144@gmail.com / kailash@assoarch.com		
	FOR: SHIKSHAN PRASARAK MANDALI				ASSOCIATED ARCHITECTS SINCE 1983		
	DRAWING: SITE PLAN AND ROOF PLAN				THIS DRG & THE CONNECTED DESIGN IS OUR SOLE PROPERTY & COPYRIGHT IT IS LOANED ON CONDITION OF RETURN ON DEMAND IT SHALL NOT BE COPIED LENT OR USED WITHOUT OUR PRIOR WRITTEN CONSENT		
	DRG. NO.	DATE	DRAWN BY.	CHECKED BY.	180424-1	180424	MRUNALI



basement floor plan



ground floor plan

door schedule	window schedule	legend	notes
FRD1 1500 X 2250	W1 2600 X 1350 sill-900	300 mm thk. brick wall	1. frond/side margins should be as per sanctioned plan
FRD2 1000 X 2250	W2 1800 X 1350 sill-900	230 mm thk. brick wall	2. center of the road +/-00.00
FRD3 900 X 2250	W3 1500 X 1350 sill-900	200 mm thk. AAC block wall	3. center line plan should be checked before starting excavation
FRD4 750 X 2250	W4 600 X 1350 sill-900	150 mm thk. AAC block wall	4. column center line plan at footing level
D1 1200 X 2250	W5 900 X 1200 sill-900	RCC wall	5. refer structural consultant drawing for RCC structural work
D2 750 X 2250	W6 750 X 900 sill-1350	W8 2000 X 1350	6. strata should be approved by the structural engineer
LDO as per lift manufacture detail	W7 2000 X 1200 sill-900	V1 1000 X 750	7. building dimensions are as per working drawing
		V2 750 X 300	8. staircase, toilet, railing & grill as per detail drawing
			9. data cable, intercom, lan should not be included in ED

 NORTH COMP DETAIL REVISION NO. R0 SCALE NOT TO SCALE	PROJECT: PROPOSED REDEVELOPMENT (GIRL'S HOSTEL) OF PLOT NO. 226 BEARING C.S. NO. 202B/10, MATUNGA(E), MUMBAI - 400019 (F/N WARD)			
	FOR: SHIKSHAN PRASARAK MANDALI			
	DRAWING: BASEMENT PLAN AND GROUND FLOOR PLAN			
	DRG. NO.	DATE	DRAWN BY.	CHECKED BY.
180424-2	180424	MRUNALI	NIRANJAN	

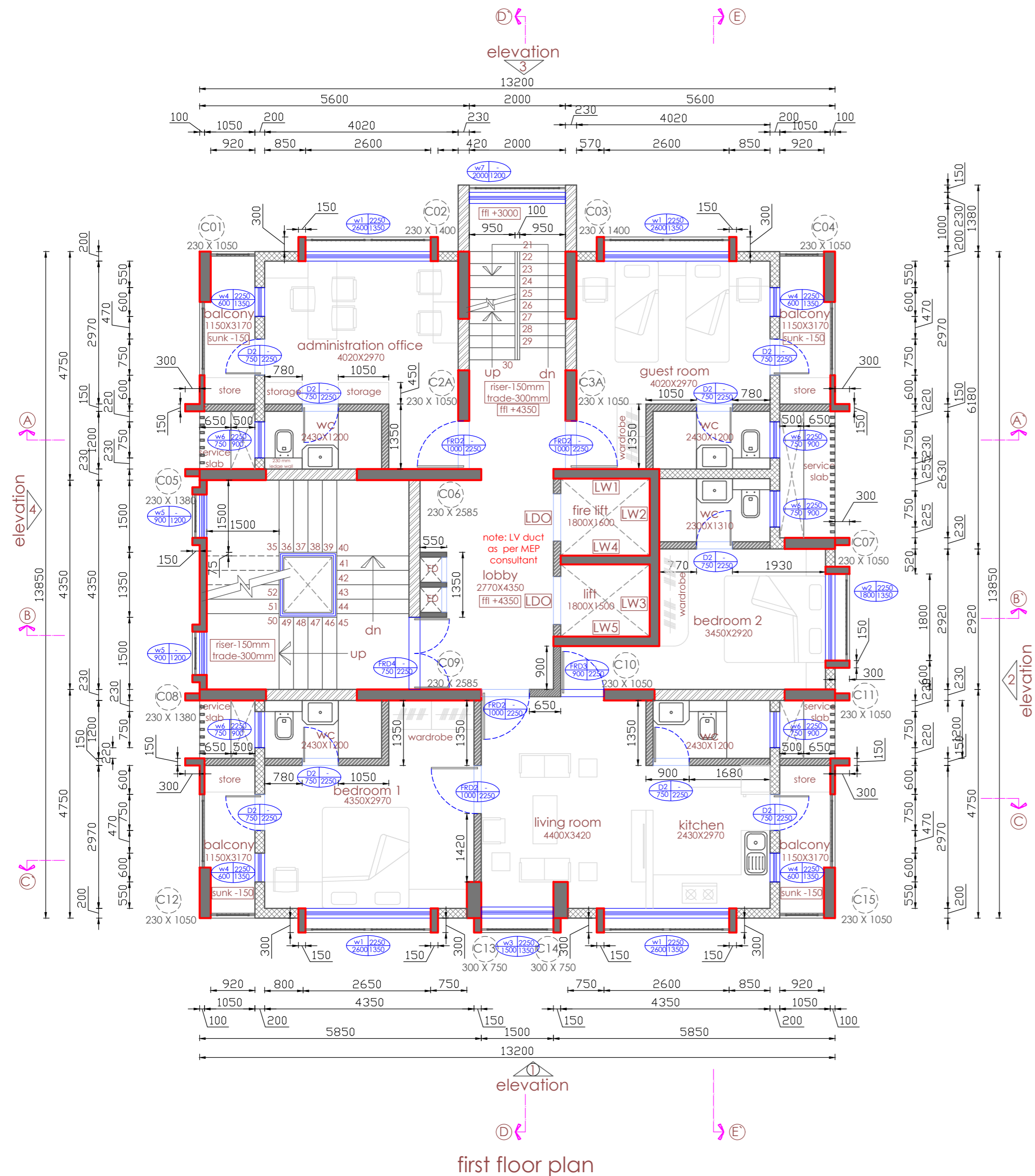
DESIGNED BY

KAILASH SONTAKKE
REGD ARCHITECT CA 84-8700

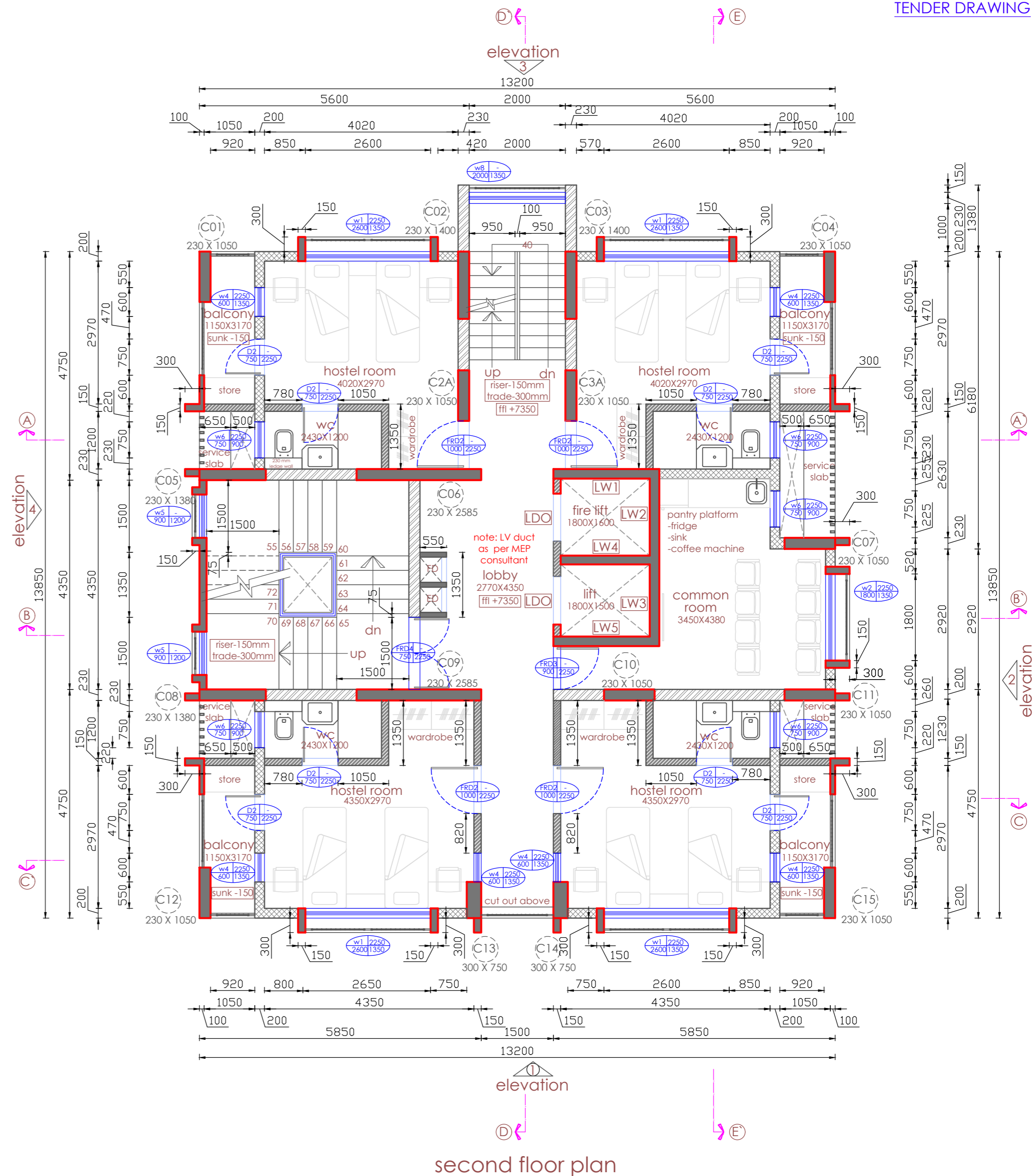
ASSOCIATED ARCHITECTS SINCE 1983

TEL: 020 2553 5436. EMAIL: kaison.144@gmail.com / kailash@assoarch.com

THIS DRG & THE CONNECTED DESIGN IS OUR SOLE PROPERTY & COPYRIGHT IT IS LOANED ON CONDITION OF RETURN ON DEMAND IT SHALL NOT BE COPIED LENT OR USED WITHOUT OUR PRIOR WRITTEN CONSENT



first floor plan



second floor plan

door schedule	window schedule	legend	notes
FRD1 1500 X 2250	W1 2600 X 1350 sill-900	300 mm thk. brick wall	1. frond/side margins should be as per sanctioned plan
FRD2 1000 X 2250	W2 1800 X 1350 sill-900	230 mm thk. brick wall	2. center of the road +/-00.00
FRD3 900 X 2250	W3 1500 X 1350 sill-900	200 mm thk. AAC block wall	3. center line plan should be checked before starting excavation
FRD4 750 X 2250	W4 600 X 1350 sill-900	150 mm thk. AAC block wall	4. column center line plan at footing level
D1 1200 X 2250	W5 900 X 1200 sill-900	RCC wall	5. refer structural consultant drawing for RCC structural work
D2 750 X 2250	W6 750 X 900 sill-1350	2000 X 1350	6. strata should be approved by the structural engineer
LDO as per lift manufacture detail	W7 2000 X 1200 sill-900	V1 1000 X 750 V2 750 X 300	7. building dimensions are as per working drawing
* Drawings shall not be scaled. Figured dimensions shall supersede the scaled drawing.			8. staircase, toilet, railing & grill as per detail drawing
* Any discrepancy found in the drawings shall be brought to notice of the architect.			9. data cable, intercom, lan should not be included in ED

 NORTH COMP DETAIL REVISION NO. R0 SCALE NOT TO SCALE	PROJECT: PROPOSED REDEVELOPMENT (GIRL'S HOSTEL) OF PLOT NO. 226 BEARING C.S. NO. 202B/10, MATUNGA(E), MUMBAI - 400019 (F/N WARD)			
	FOR: SHIKSHAN PRASARAK MANDALI			
	DRAWING: FIRST FLOOR PLAN AND SECOND FLOOR PLAN			
	DRG. NO.	DATE	DRAWN BY.	CHECKED BY.
180424-3	180424	MRUNALI	NIRANJAN	

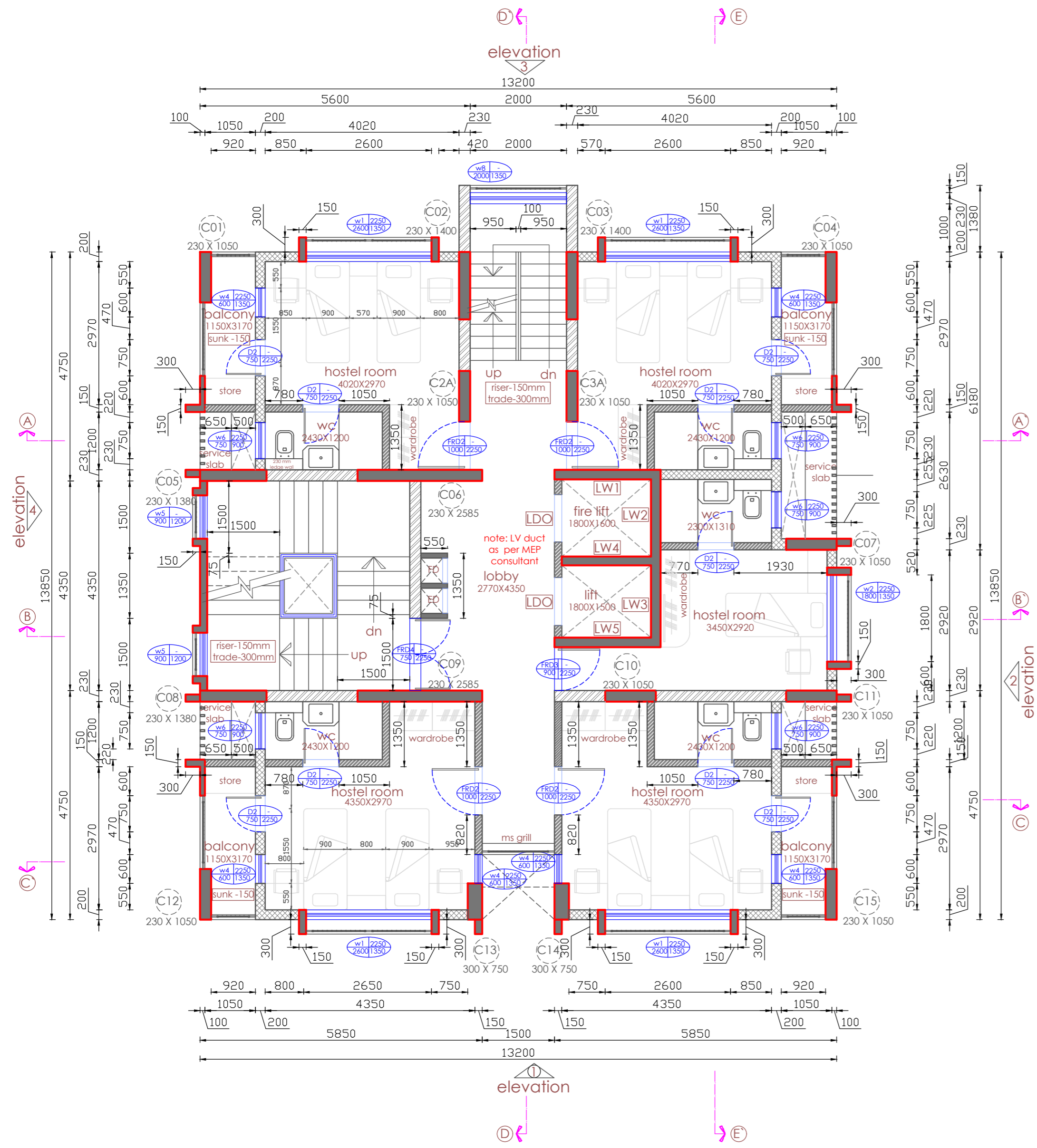
DESIGNED BY

KAILASH SONTAKKE
REGD ARCHITECT CA 84-8700

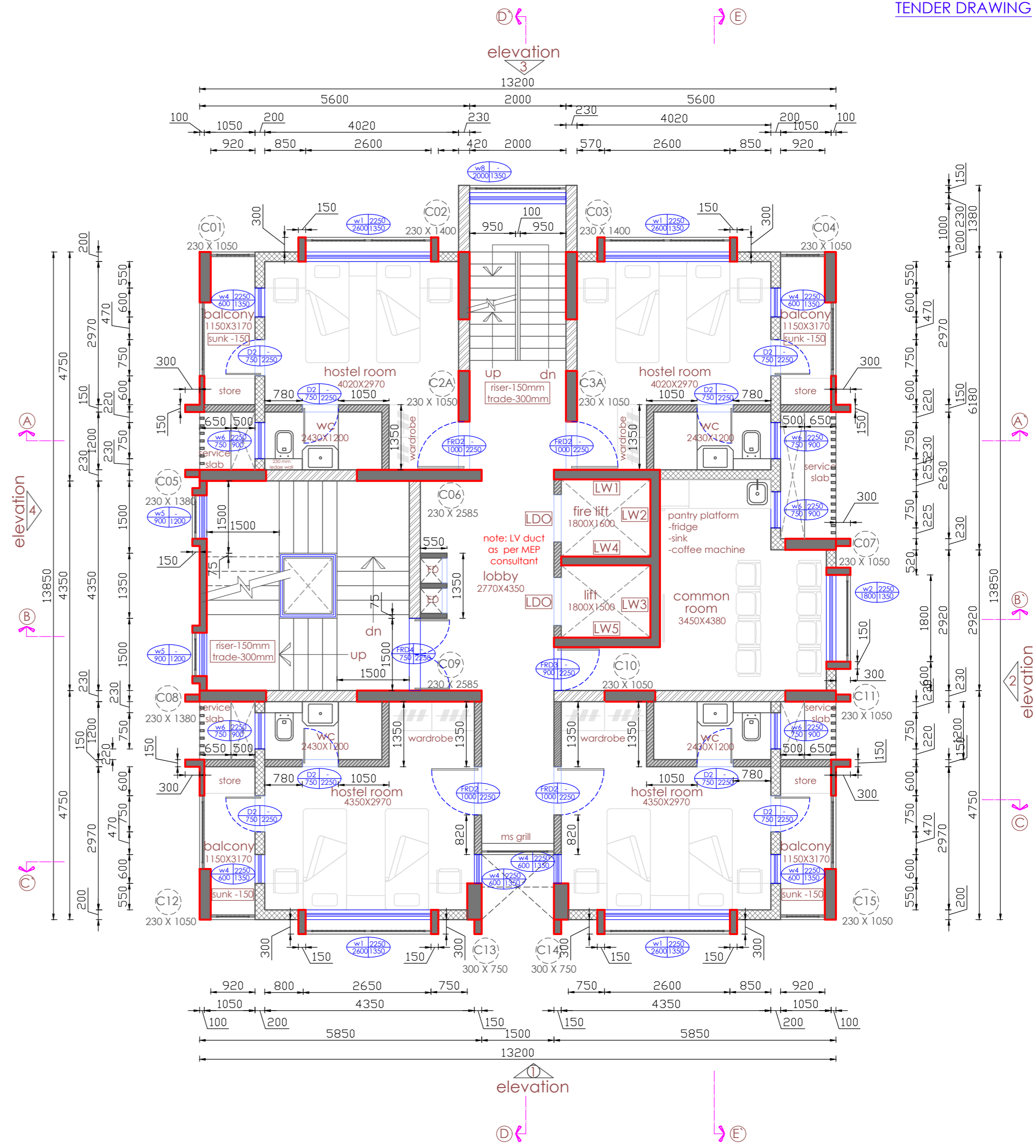
ASSOCIATED ARCHITECTS SINCE 1983

TEL: 020 2553 5436. EMAIL: kaison.144@gmail.com / kailash@assoarch.com

THIS DRG & THE CONNECTED DESIGN IS OUR SOLE PROPERTY & COPYRIGHT IT IS LOANED ON CONDITION OF RETURN ON DEMAND IT SHALL NOT BE COPIED LENT OR USED WITHOUT OUR PRIOR WRITTEN CONSENT



odd floor plan
3rd,5th,9th,11th,13th,15th,17th,19th



even floor plan
4th,6th,8th,10th,12th,16th,18th,20th

door schedule	window schedule	legend	notes
FRD1 1500 X 2250	W1 2600 X 1350 sill-900	300 mm thk. brick wall	1. frond/side margins should be as per sanctioned plan
FRD2 1000 X 2250	W2 1800 X 1350 sill-900	230 mm thk. brick wall	2. center of the road +/-00.00
FRD3 900 X 2250	W3 1500 X 1350 sill-900	200 mm thk. AAC block wall	3. center line plan should be checked before starting excavation
FRD4 750 X 2250	W4 600 X 1350 sill-900	150 mm thk. AAC block wall	4. column center line plan at footing level
D1 1200 X 2250	W5 900 X 1200 sill-900	RCC wall	5. refer structural consultant drawing for RCC structural work
D2 750 X 2250	W6 750 X 900 sill-1350	2000 X 1350 window	6. strata should be approved by the structural engineer
LDO as per lift manufacture detail	W7 2000 X 1200 sill-900	V1 1000 X 750 door	7. building dimensions are as per working drawing
* Drawings shall not be scaled. Figured dimensions shall supersede the scaled drawing.			8. staircase, toilet, railing & grill as per detail drawing
* Any discrepancy found in the drawings shall be brought to notice of the architect.			9. data cable, intercom, lan should not be included in ED

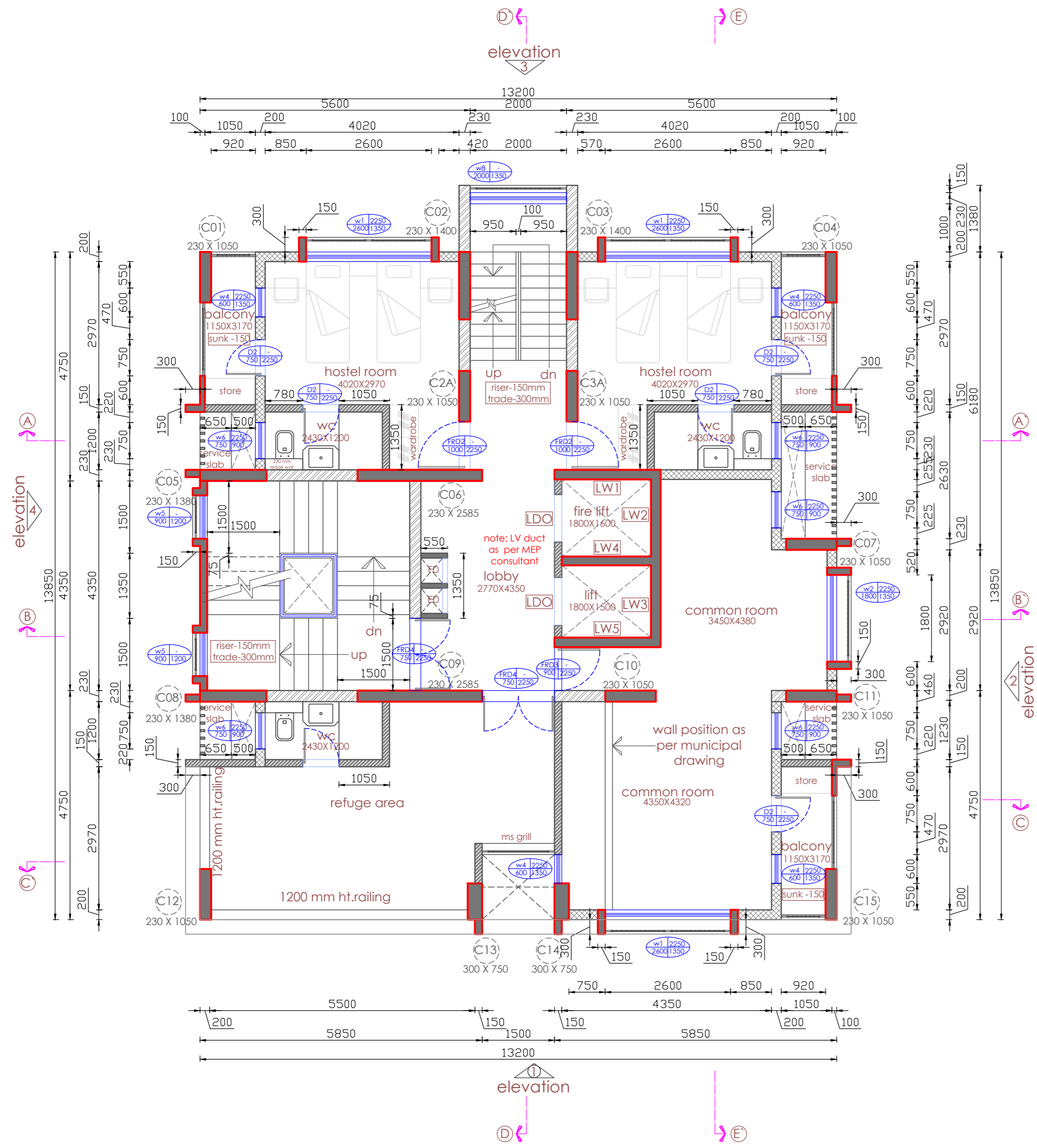
 NORTH COMP DETAIL REVISION NO. R0 SCALE NOT TO SCALE	PROJECT: PROPOSED REDEVELOPMENT (GIRL'S HOSTEL) OF PLOT NO. 226 BEARING C.S. NO. 202B/10, MATUNGA(E), MUMBAI - 400019 (F/N WARD)			
	FOR: SHIKSHAN PRASARAK MANDALI			
	DRAWING: ODD FLOOR PLAN AND EVEN FLOOR PLAN			
	DRG. NO.	DATE	DRAWN BY.	CHECKED BY.
180424-4	180424	MRUNALI	NIRANJAN	

DESIGNED BY
KAILASH SONTAKKE
REGD ARCHITECT CA 84-8700

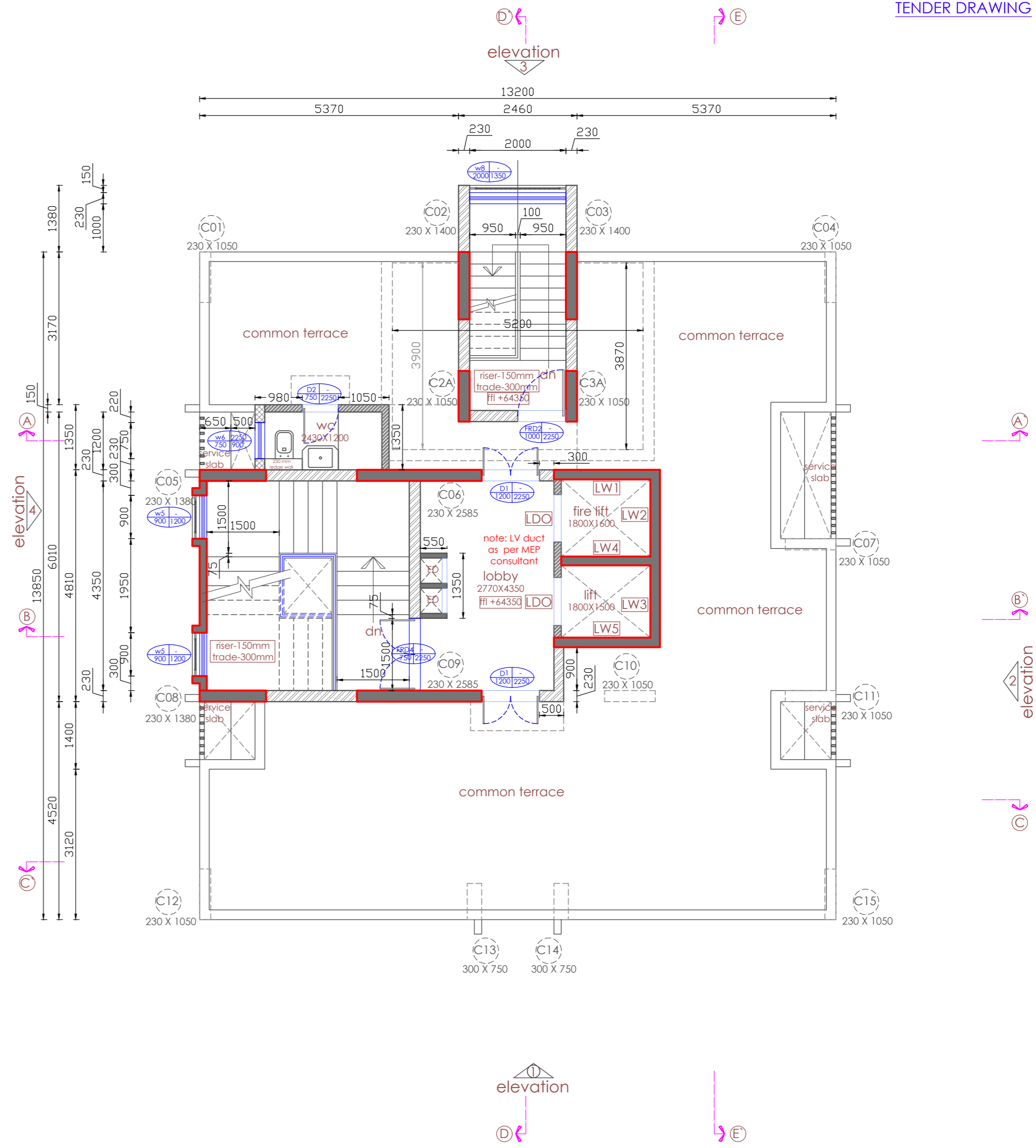
ASSOCIATED ARCHITECTS SINCE 1983

TEL: 020 2553 5436. EMAIL: kaison.144@gmail.com / kailash@assoarch.com

THIS DRG & THE CONNECTED DESIGN IS OUR SOLE PROPERTY & COPYRIGHT IT IS LOANED ON CONDITION OF RETURN ON DEMAND IT SHALL NOT BE COPIED LENT OR USED WITHOUT OUR PRIOR WRITTEN CONSENT



refuge floor plan
7th floor, 14th floor



terrace floor plan

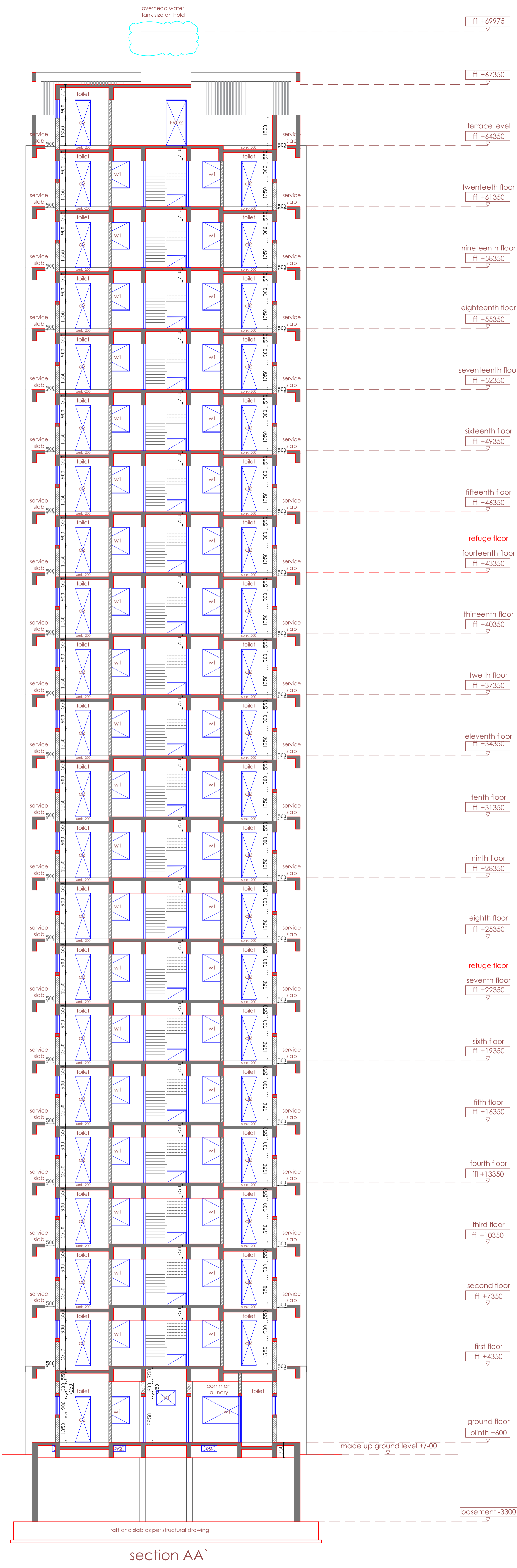
door schedule	window schedule	legend	notes
FRD1 1500 X 2250	W1 2600 X 1350 sill-900	300 mm thk. brick wall	1. frond/side margins should be as per sanctioned plan
FRD2 1000 X 2250	W2 1800 X 1350 sill-900	230 mm thk. brick wall	2. center of the road +/-00.00
FRD3 900 X 2250	W3 1500 X 1350 sill-900	200 mm thk. AAC block wall	3. center line plan should be checked before starting excavation
FRD4 750 X 2250	W4 600 X 1350 sill-900	150 mm thk. AAC block wall	4. column center line plan at footing level
D1 1200 X 2250	W5 900 X 1200 sill-900	RCC wall	5. refer structural consultant drawing for RCC structural work
D2 750 X 2250	W6 750 X 900 sill-1350	2000 X 1350 window	6. strata should be approved by the structural engineer
LDO as per lift manufacture detail	W7 2000 X 1200 sill-900	V1 1000 X 750 door	7. building dimensions are as per working drawing
* Drawings shall not be scaled. Figured dimensions shall supersede the scaled drawing.			8. staircase, toilet, railing & grill as per detail drawing
* Any discrepancy found in the drawings shall be brought to notice of the architect.			9. data cable, intercom, lan should not be included in ED

 NORTH COMP DETAIL REVISION NO. R0 SCALE NOT TO SCALE	PROJECT: PROPOSED REDEVELOPMENT (GIRL'S HOSTEL) OF PLOT NO. 226 BEARING C.S. NO. 202B/10, MATUNGA(E), MUMBAI - 400019 (F/N WARD)			
	FOR: SHIKSHAN PRASARAK MANDALI			
	DRAWING: REFUGE FLOOR AND TERRACE FLOOR PLAN			
	DRG. NO.	DATE	DRAWN BY.	CHECKED BY.
180424-5	180424	MRUNALI	NIRANJAN	

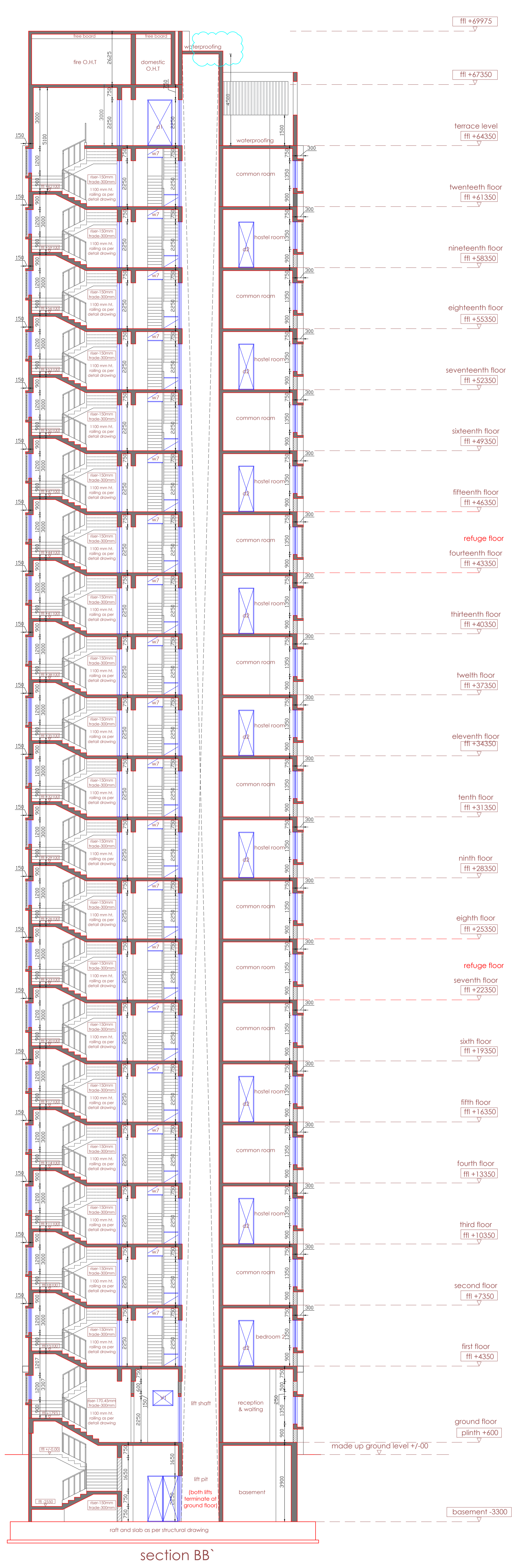
DESIGNED BY
KAILASH SONTAKKE
 REGD ARCHITECT CA 84-8700
 TEL: 020 2553 5436. EMAIL: kaison.144@gmail.com / kailash@assoarch.com

ASSOCIATED ARCHITECTS SINCE 1983

THIS DRG & THE CONNECTED DESIGN IS OUR SOLE PROPERTY & COPYRIGHT IT IS LOANED ON CONDITION OF RETURN ON DEMAND IT SHALL NOT BE COPIED LENT OR USED WITHOUT OUR PRIOR WRITTEN CONSENT



section AA'



section BB'

notes
1. front/side margins should be as per sanctioned plan
2. center of the road +/-00.00
3. center line plan should be checked before starting excavation
4. column center line plan at footing level
5. refer structural consultant drawing for RCC structural work
6. strata should be approved by the structural engineer
7. building dimensions are as per working drawing
8. staircase, toilet, railing & grill as per detail drawing
9. data cable, intercom, lan should not be included in ED
10. Drawings shall not be scaled.
11. Figured dimensions shall superseed the scaled drawing.
12. Any discrepancy found in the drawings shall be brought to notice of the architect.

door schedule	
FRD1	1500 X 2250 D1 1200 X 2250
FRD2	1000 X 2250 D2 750 X 2250
FRD3	900 X 2250
FRD4	750 X 2250
LDO	as per lift manufacture detail

window & ventilater schedule	
W1	2600 X 1350 sill-900
W2	1800 X 1350 sill-900
W3	1500 X 1350 sill-900
W4	600 X 1350 sill-900
W5	900 X 1200 sill-900
W6	750 X 900 sill-1350
W7	2000 X 1200 sill-900
W8	2000 X 1350 sill-900
V1	1000 X 750
V2	750 X 300

legend	
	300 mm thk. brick wall
	230 mm thk. brick wall
	200 mm thk. AAC block wall
	150 mm thk. AAC block wall
	RCC wall

PROJECT: PROPOSED REDEVELOPMENT (GIRL'S HOSTEL) OF PLOT NO. 226 BEARING C.S. NO. 202B/10, MATUNGA(E), MUMBAI - 400019 (F/N WARD)

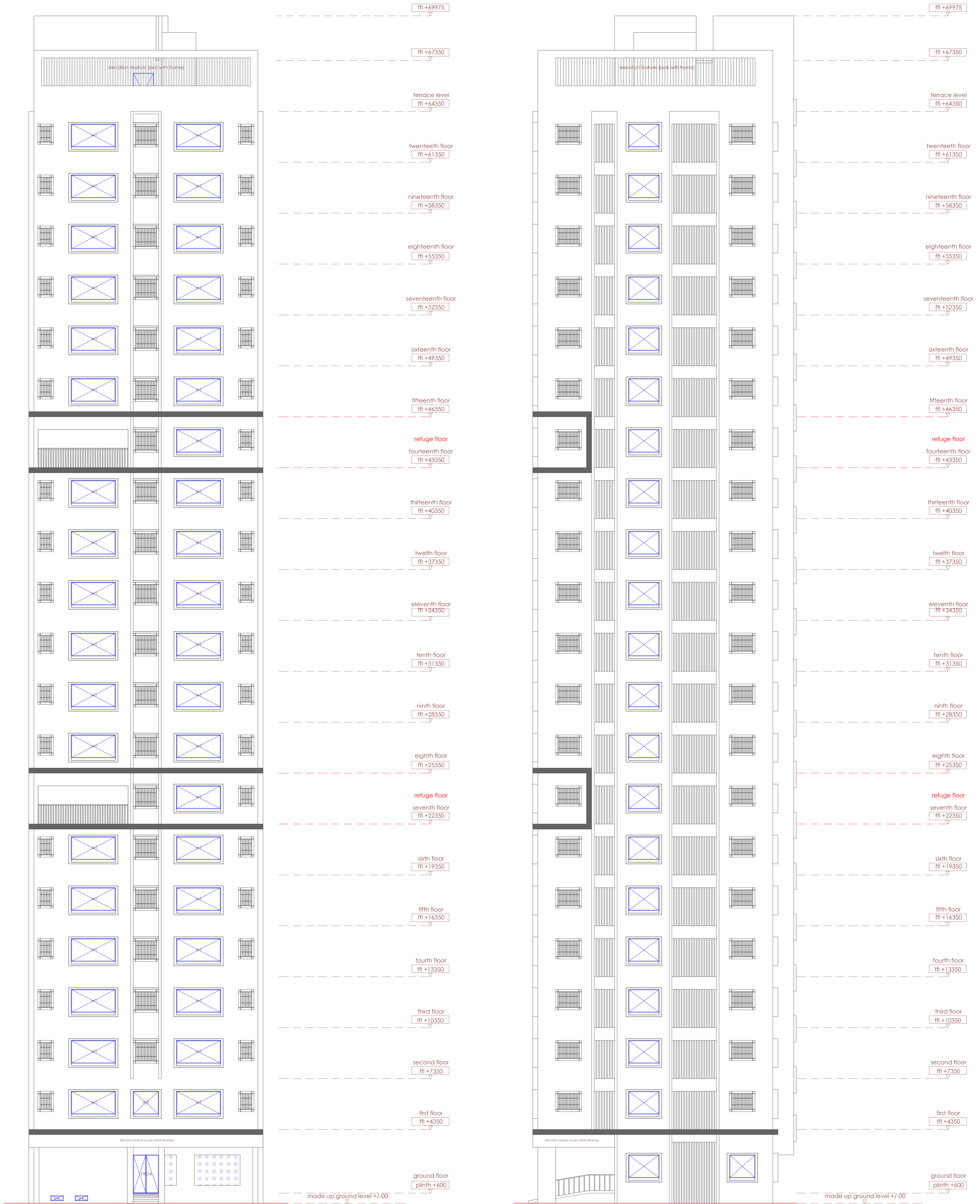
DESIGNED BY
KAILASH SONTAKKE
REGD ARCHITECT CA 84-8700
TEL:020 2553 5436. EMAIL: kaison.144@gmail.com / kailash@assoarch.com

FOR: SHIKSHAN PRASARAK MANDALI
DRAWING: SECTION AA' & BB'

DRG. NO.	DATE	DRAWN BY.	CHECKED BY.
180424-06	180424	MRUNALI	NIRANJAN

ASSOCIATED ARCHITECTS SINCE 1983

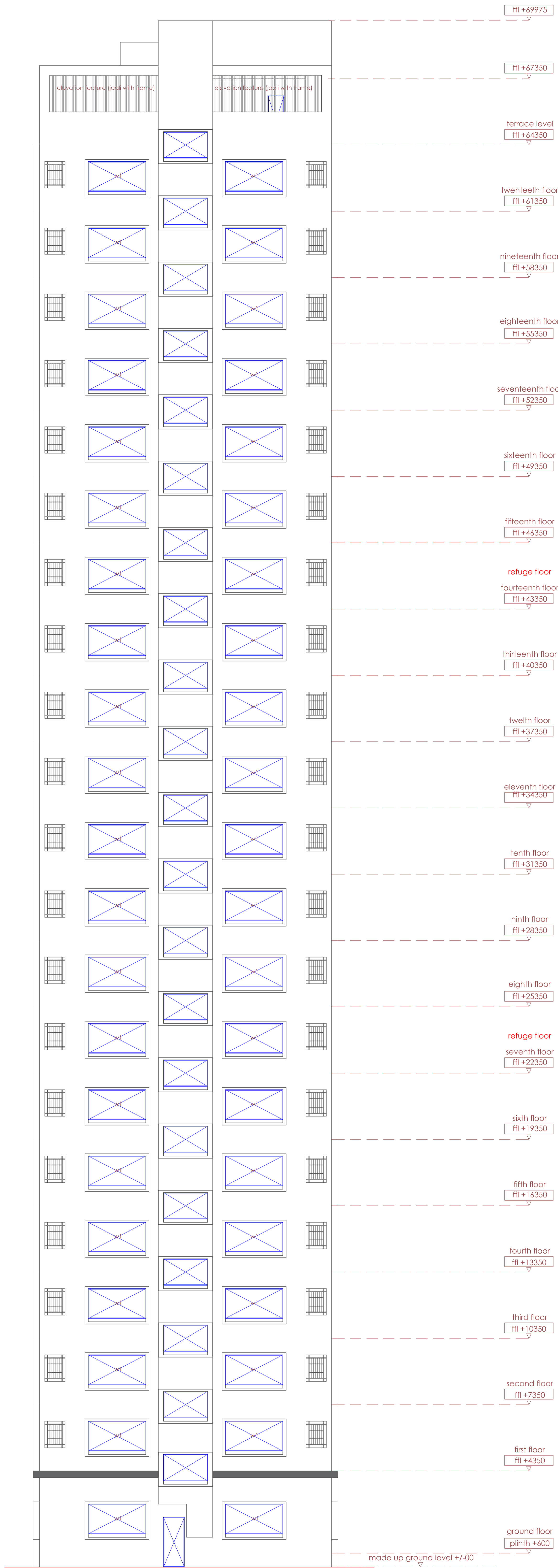
THIS DRG & THE CONNECTED DESIGN IS OUR SOLE PROPERTY & COPYRIGHT IT IS LOANED ON CONDITION OF RETURN ON DEMAND IT SHALL NOT BE COPIED LENT OR USED WITHOUT OUR PRIOR WRITTEN CONSENT



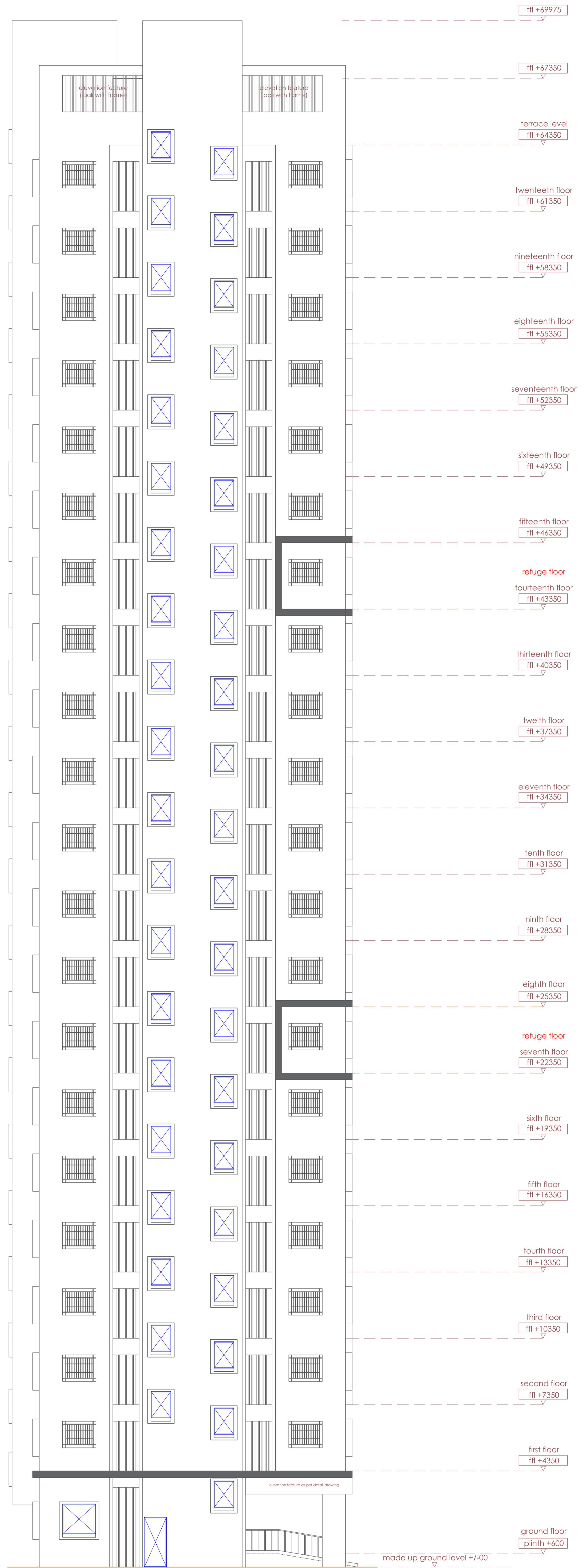
elevation 1

elevation 2

notes	door schedule				window & ventilater schedule				legend	
1. frond/side margins should be as per sanctioned plan	FRD1	1500 X 2250	D1	1200 X 2250	W1	2600 X 1350 sill-900	W6	750 X 900 sill-1350	window	300 mm thk. brick wall
2. center of the road +/-00.00	FRD2	1000 X 2250	D2	750 X 2250	W2	1800 X 1350 sill-900	W7	2000 X 1200 sill-900		230 mm thk. brick wall
3. center line plan should be checked before starting excavation	FRD3	900 X 2250			W3	1500 X 1350 sill-900	W8	2000 X 1350 sill-900	door	200 mm thk. AAC block wall
4. column center line plan at footing level	FRD4	750 X 2250			W4	600 X 1350 sill-900	V1	1000 X 750		150 mm thk. AAC block wall
5. refer structural consultant drawing for RCC structural work	LDO	as per lift manufacture detail			W5	900 X 1200 sill-900	V2	750 X 300	RCC wall	
6. strata should be approved by the structural engineer	PROJECT: PROPOSED REDEVELOPMENT (GIRL'S HOSTEL) OF PLOT NO. 226 BEARING C.S. NO. 202B/10, MATUNGA(E), MUMBAI - 400019 (F/N WARD)				DESIGNED BY KAILASH SONTAKKE REGD ARCHITECT CA 84-8700 TEL:020 2553 5436. EMAIL: kaison.144@gmail.com / kailash@assoarch.com				ASSOCIATED ARCHITECTS SINCE 1983	
7. building dimensions are as per working drawing										
8. staircase, toilet, railing & grill as per detail drawing	COMP DETAIL	FOR: SHIKSHAN PRASARAK MANDALI DRAWING: ELEVATION 1 & ELEVATION 2				THIS DRG & THE CONNECTED DESIGN IS OUR SOLE PROPERTY & COPYRIGHT IT IS LOANED ON CONDITION OF RETURN ON DEMAND IT SHALL NOT BE COPIED LENT OR USED WITHOUT OUR PRIOR WRITTEN CONSENT				
9. data cable, intercom, lan should not be included in ED	REVISION NO.									
10. Drawings shall not be scaled.	RO	DRG. NO.	DATE	DRAWN BY.	CHECKED BY.	11. Figured dimensions shall superseed the scaled drawing. 12. Any discrepancy found in the drawings shall be brought to notice of the architect.				
	SCALE	180424-09	180424	MRUNALI	NIRANJAN					
	NOT TO SCALE									

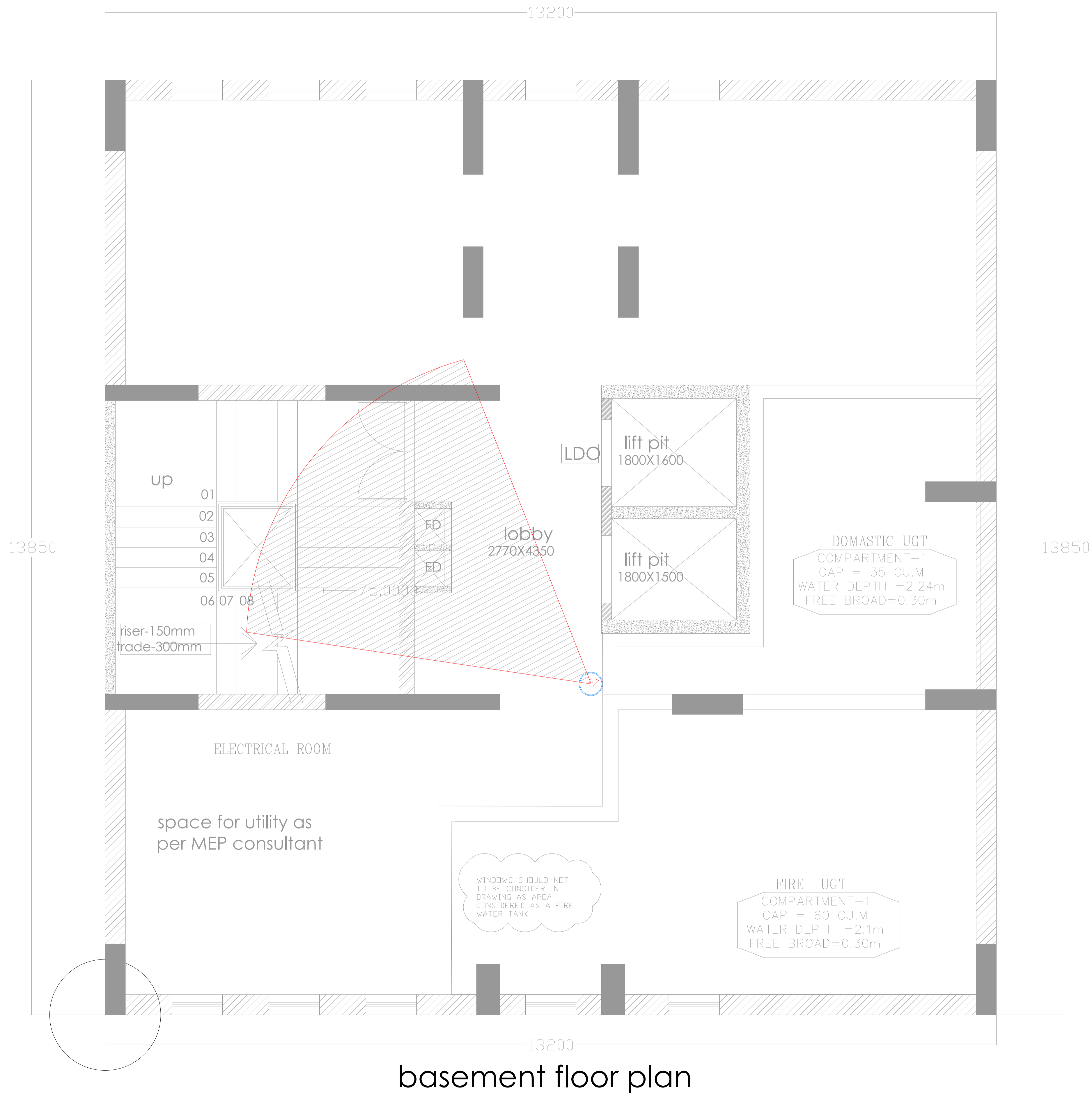


elevation 3



elevation 4

notes	door schedule				window & ventilater schedule				legend		
1. frond/side margins should be as per sanctioned plan	FRD1	1500 X 2250	D1	1200 X 2250	W1	2600 X 1350 sill-900	W6	750 X 900 sill-1350	window door	300 mm thk. brick wall 230 mm thk. brick wall 200 mm thk. AAC block wall 150 mm thk. AAC block wall RCC wall	
2. center of the road +/-00.00	FRD2	1000 X 2250	D2	750 X 2250	W2	1800 X 1350 sill-900	W7	2000 X 1200 sill-900			
3. center line plan should be checked before starting exavation	FRD3	900 X 2250			W3	1500 X 1350 sill-900	W8	2000 X 1350 sill-900			
4. column center line plan at footing level	FRD4	750 X 2250			W4	600 X 1350 sill-900	V1	1000 X 750			
5. refer structural consultant drawing for RCC structural work	LDO	as per lift manufacture detail			W5	900 X 1200 sill-900	V2	750 X 300			
6. strata should be approved by the structural engineer	PROJECT: PROPOSED REDEVELOPMENT (GIRL'S HOSTEL) OF PLOT NO. 226 BEARING C.S. NO. 202B/10, MATUNGA(E), MUMBAI - 400019 (F/N WARD)				DESIGNED BY KAILASH SONTAKKE REGD ARCHITECT CA 84-8700 TEL:020 2553 5436. EMAIL: kaison.144@gmail.com / kailash@assoarch.com				ASSOCIATED ARCHITECTS SINCE 1983		
7. building dimensions are as per working drawing											
8. staircase, toilet, railing & grill as per detail drawing	FOR: SHIKSHAN PRASARAK MANDALI				DRAWING: ELEVATION 3 & ELEVATION 4				THIS DRG & THE CONNECTED DESIGN IS OUR SOLE PROPERTY & COPYRIGHT IT IS LOANED ON CONDITION OF RETURN ON DEMAND IT SHALL NOT BE COPIED LENT OR USED WITHOUT OUR PRIOR WRITTEN CONSENT		
9. data cable, intercom, lan should not be included in ED	COMP DETAIL	DRG. NO. 180424-10 DATE 180424 DRAWN BY. MRUNALI CHECKED BY. NIRANJAN									
10. Drawings shall not be scaled.	REVISION NO.										
11. Figured dimensions shall superseed the scaled drawing.	RO										
12. Any discrepancy found in the drawings shall be brought to notice of the architect.	SCALE										
	NOT TO SCALE										



basement floor plan

LEGEND :

SYMBOL	DESCRIPTION
	DOME CAMERA
	BULLET CAMERA

NOTES :
 1. ALL DIMENSIONS ARE IN MM UNLESS OTHERWISE SHOWN.
 2. DRAWING SHOULD NOT BE SCALED.

REFERENCE DRAWINGS:

RELEASED FOR	CONTROLLED COPY STAMP
<input type="checkbox"/> APPROVAL/REVIEW	
<input type="checkbox"/> REFERENCE	
<input checked="" type="checkbox"/> TENDER	
<input type="checkbox"/> PROCUREMENT	
<input type="checkbox"/> EXECUTION	
<input type="checkbox"/> AS BUILT	

GOOD FOR CONSTRUCTION
 PROJECT MANAGER

REVISIONS:

REV. NO.	DETAILS	DRN BY	CHKD BY	VERIFIED BY	DATE
R0	FOR TENDER	P.G.	S.R.P.	R.Y.	21.08.23
R1	FOR TENDER	P.G.	S.R.P.	R.Y.	18.10.23
R2	FOR TENDER	P.G.	S.R.P.	R.Y.	27.10.23
R3	FOR TENDER	P.J.	P.G.	R.Y.	20.03.24
R4	FOR TENDER	P.J.	P.G.	R.Y.	12.04.24

CLIENT :
 M/S. SHIKSHAN PRASARAK MANDALI

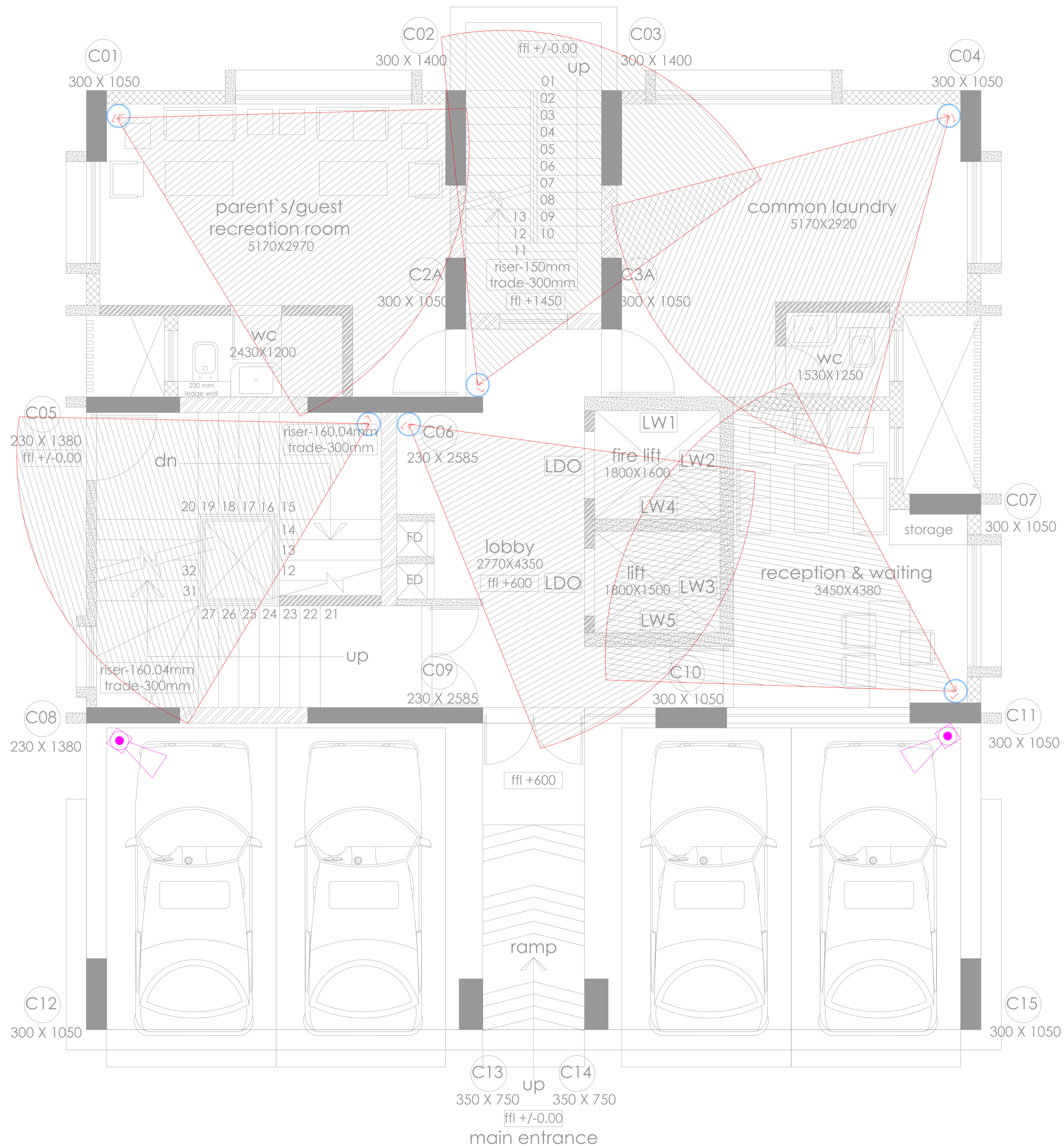
ARCHITECT : ASSOCIATED ARCHITECTS
 NO. 501, RAJNAG APART, 14TH ROAD,
 CHEMBUR EAST, MUMBAI - 400071.

CONSULTANT : STRUCTURAL DESIGNERS &
 CONSULTANTS PVT. LTD
 STRUCTURAL PLOT NO-15, SECTOR-24, OFF
 SON PAVEL HIGHWAY, TURBHE, NAVI MUMBAI
 - 400 705.
 PHONE: 2784 1010 (7 LINES)
 FAX: 91-22-2784 1007

PROJECT TITLE : PROPOSED REDEVELOPMENT (GIRL'S HOSTEL) OF
 PLOT NO. 224 (C.S. NO. 2028/10, MATUNGA(E),
 MUMBAI - 400019 (F/N WARD).

DWG. TITLE : BASEMENT FLOOR
 CCTV LAYOUT

DRN.BY	P.J.	CHKD BY	P.G.	VERIFIED BY	R.Y.
JOB NO.	SCALE	DATE			
23058	NTS	21-08-2023			
DRG NO.	SIZE	SHEET DETAILS	REV.		
MEP/EL/ETD/002A	A1	1 OF 8			R4



ground floor plan

LEGEND :

SYMBOL	DESCRIPTION
	DOME CAMERA
	BULLET CAMERA

NOTES :
 1. ALL DIMENSIONS ARE IN MM UNLESS OTHERWISE SHOWN.
 2. DRAWING SHOULD NOT BE SCALED.

REFERENCE DRAWINGS:

RELEASED FOR	CONTROLLED COPY STAMP
<input type="checkbox"/> APPROVAL/REVIEW	
<input type="checkbox"/> REFERENCE	
<input checked="" type="checkbox"/> TENDER	
<input type="checkbox"/> PROCUREMENT	
<input type="checkbox"/> EXECUTION	
<input type="checkbox"/> AS BUILT	

GOOD FOR CONSTRUCTION

PROJECT MANAGER

REVISIONS:

REV. NO.	DETAILS	DRN BY	CHKD BY	VERIFIED BY	DATE
R0	FOR TENDER	P.G	S.R.P	R.Y	21.08.23
R1	FOR TENDER	P.G	S.R.P	R.Y	18.10.23
R2	FOR TENDER	P.G	S.R.P	R.Y	27.10.23
R3	FOR TENDER	P.J	P.G	R.Y	20.03.24
R4	FOR TENDER	P.J	P.G	R.Y	12.04.24

CLIENT :
 M/S. SHIKSHAN PRASARAK MANDALI

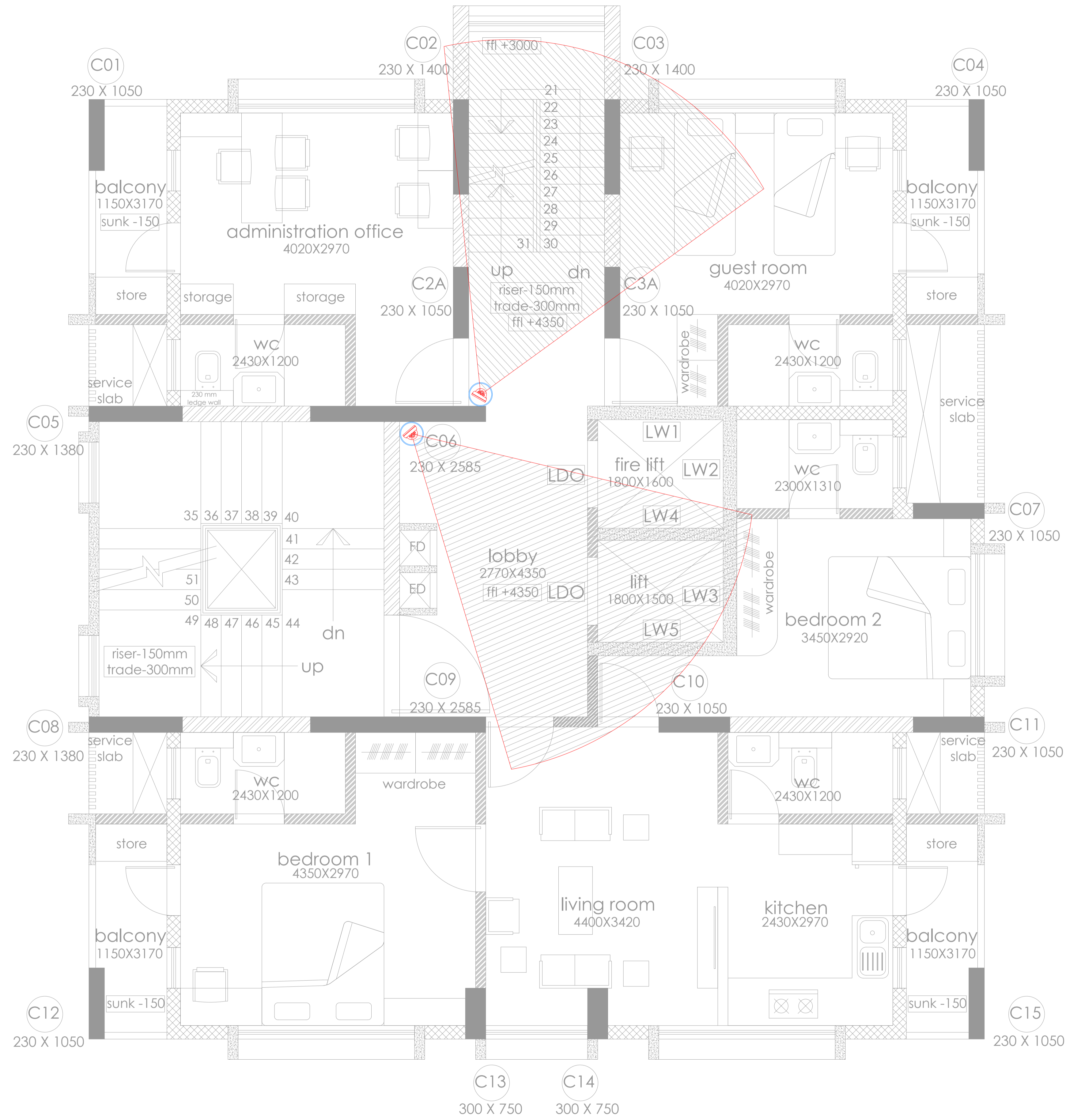
ARCHITECT :
 ASSOCIATED ARCHITECTS
 NO. 501, RAJNAG APART, 14TH ROAD,
 CHEMBUR EAST, MUMBAI - 400071.

CONSULTANT :
 STRUCTURAL DESIGNERS & CONSULTANTS PVT. LTD
 STRUCTURAL PLOT NO-15, SECTOR-24, OFF
 SON PAVEL HIGHWAY, TURBHE, NAVI MUMBAI
 - 400 705.
 PHONE: 2784 1010 (7 LINES)
 FAX: 91-22-2784 1007

PROJECT TITLE :
 PROPOSED REDEVELOPMENT (GIRL'S HOSTEL) OF PLOT NO. 224 (C.S. NO. 2028/10, MATUNGA(E), MUMBAI - 400019 (E/N WARD).

DWG. TITLE :
 GROUND FLOOR
 CCTV LAYOUT

DRN.BY	PJ	CHKD BY	P.G	VERIFIED BY	R.Y
JOB NO.	SCALE	DATE			
23058	NTS	21-08-2023			
DRG NO.	SIZE	SHEET DETAILS	REV.		
ME/PELE/TD/0028	A1	2 OF 8	R4		



first floor plan

LEGEND :

SYMBOL	DESCRIPTION
	DOME CAMERA
	BULLET CAMERA

NOTES :
 1. ALL DIMENSIONS ARE IN MM UNLESS OTHERWISE SHOWN.
 2. DRAWING SHOULD NOT BE SCALED.

REFERENCE DRAWINGS:

RELEASED FOR	CONTROLLED COPY STAMP
<input type="checkbox"/> APPROVAL/REVIEW	
<input type="checkbox"/> REFERENCE	
<input checked="" type="checkbox"/> TENDER	
<input type="checkbox"/> PROCUREMENT	
<input type="checkbox"/> EXECUTION	
<input type="checkbox"/> AS BUILT	

GOOD FOR CONSTRUCTION

PROJECT MANAGER

REVISIONS:

REV. NO.	DETAILS	DRN BY	CHKD BY	VERIFIED BY	DATE
R0	FOR TENDER	P.G.	S.R.P.	R.Y.	21.08.23
R1	FOR TENDER	P.G.	S.R.P.	R.Y.	18.10.23
R2	FOR TENDER	P.G.	S.R.P.	R.Y.	27.10.23
R3	FOR TENDER	P.J.	P.G.	R.Y.	20.03.24
R4	FOR TENDER	P.J.	P.G.	R.Y.	12.04.24

CLIENT :
 M/S. SHIKSHAN PRASARAK MANDALI

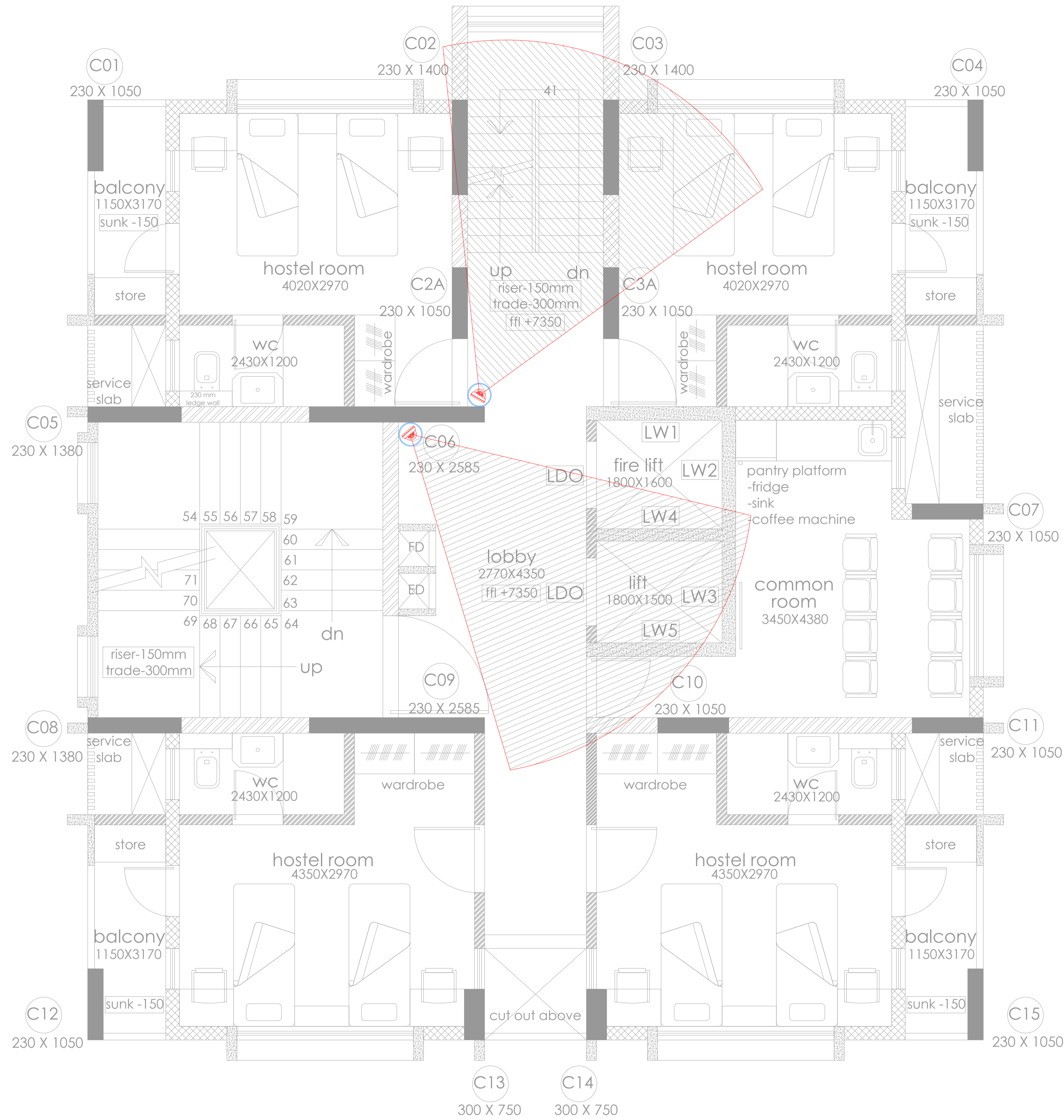
ARCHITECT :
 ASSOCIATED ARCHITECTS
 NO. 501, RAJNAG APART, 14TH ROAD,
 CHEMBUR EAST, MUMBAI - 400071.

CONSULTANT :
 STRUCTURAL DESIGNERS &
 CONSULTANTS PVT. LTD
 STRUCTURAL PLOT NO-15, SECTOR-24, OFF
 SON PAVEL HIGHWAY, TURBHE, NAVI MUMBAI
 - 400 705.
 PHONE: 2784 1010 (7 LINES)
 FAX: 91-22-2784 1007

PROJECT TITLE :
 PROPOSED REDEVELOPMENT (GIRL'S HOSTEL) OF
 PLOT NO. 224 (C.S. NO. 2028/10, MATUNGA(E),
 MUMBAI - 400019 (F/N WARD).

DWG. TITLE :
 FIRST FLOOR
 CCTV LAYOUT

DRN.BY	PJ	CHKD BY	P.G.	VERIFIED BY	R.Y.
JOB NO.	SCALE	DATE			
23058	NTS	21-08-2023			
DRG NO.	SIZE	SHEET DETAILS	REV.		
MEP/EL/1D/002C	A1	3 OF 8	R4		



second floor plan

LEGEND :

SYMBOL	DESCRIPTION
	DOME CAMERA
	BULLET CAMERA

NOTES :
 1. ALL DIMENSIONS ARE IN MM UNLESS OTHERWISE SHOWN.
 2. DRAWING SHOULD NOT BE SCALED.

REFERENCE DRAWINGS:

RELEASED FOR	CONTROLLED COPY STAMP
<input type="checkbox"/> APPROVAL/REVIEW	
<input type="checkbox"/> REFERENCE	
<input checked="" type="checkbox"/> TENDER	
<input type="checkbox"/> PROCUREMENT	
<input type="checkbox"/> EXECUTION	
<input type="checkbox"/> AS BUILT	

GOOD FOR CONSTRUCTION

PROJECT MANAGER

REVISIONS:

REV. NO.	DETAILS	DRN BY	CHKD BY	VERIFIED BY	DATE
R0	FOR TENDER	P.G.	S.R.P.	R.Y.	21.08.23
R1	FOR TENDER	P.G.	S.R.P.	R.Y.	18.10.23
R2	FOR TENDER	P.G.	S.R.P.	R.Y.	27.10.23
R3	FOR TENDER	P.J.	P.G.	R.Y.	20.03.24
R4	FOR TENDER	P.J.	P.G.	R.Y.	12.04.24

CLIENT :
 M/S. SHIKSHAN PRASARAK MANDALI

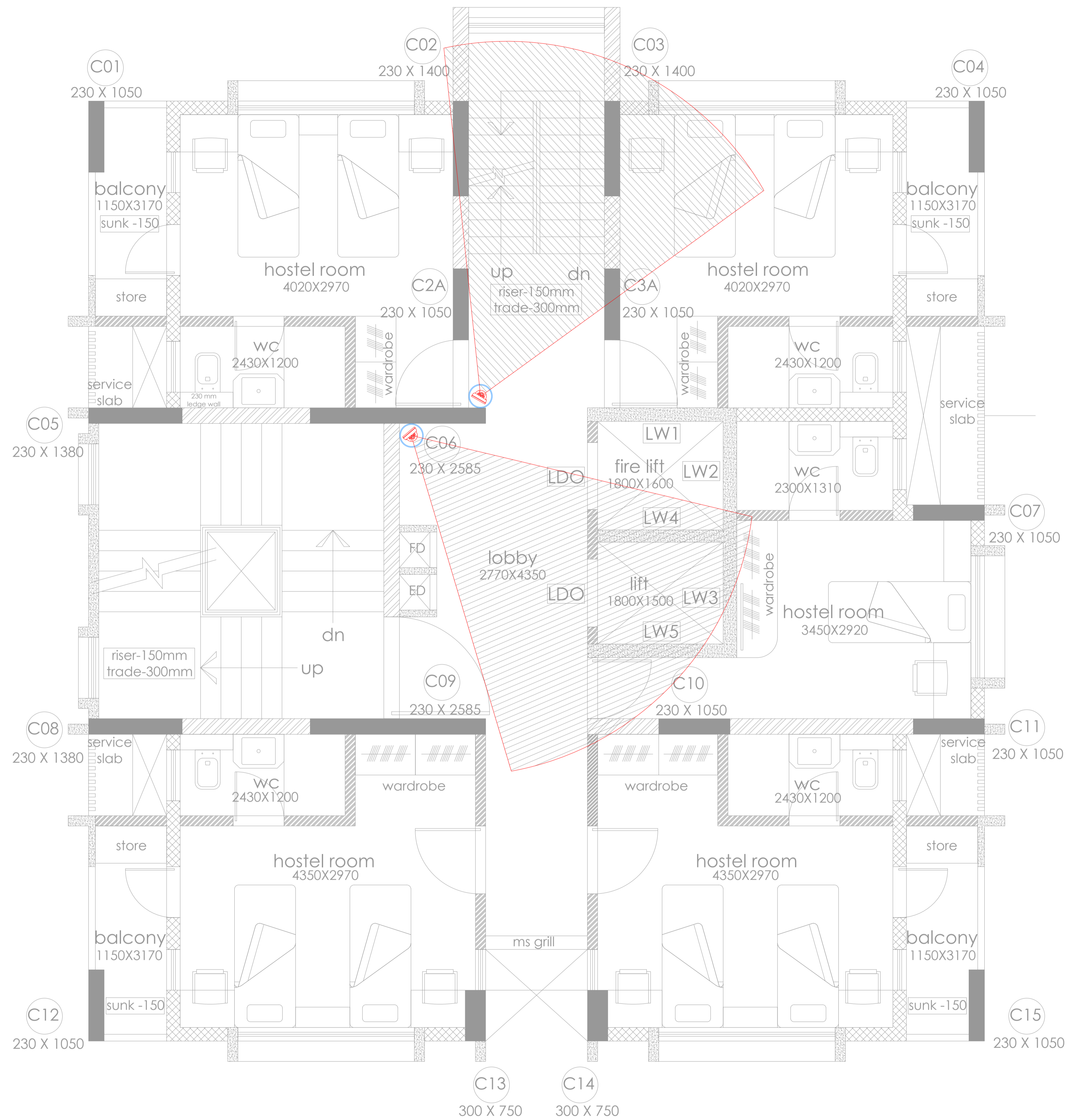
ARCHITECT : ASSOCIATED ARCHITECTS
 NO. 501, RAJNAG APART, 14TH ROAD,
 CHEMBUR EAST, MUMBAI - 400071.

CONSULTANT : STRUCTURAL DESIGNERS &
 CONSULTANTS PVT. LTD
 STRUCTURAL PLOT NO-15, SECTOR-24 OFF
 SON PAVEL HIGHWAY, TURBHE, NAVI MUMBAI
 - 400 705.
 PHONE: 2784 1010 (7 LINES)
 FAX: 91-22-2784 1007

PROJECT TITLE :
 PROPOSED REDEVELOPMENT (GIRL'S HOSTEL) OF
 PLOT NO. 224 (C.S. NO. 2028/10, MATUNGA(E),
 MUMBAI - 400019 (F/N WARD).

DWG. TITLE :
 SECOND FLOOR
 CCTV LAYOUT

DRN.BY	P.J.	CHKD BY	P.G.	VERIFIED BY	R.Y.
JOB NO.	SCALE	DATE			
23058	NTS	21-08-2023			
DRG NO.	SIZE	SHEET DETAILS	REV.		
ME/PELE/TD/0020	A1	4 OF 8	R4		



odd floor plan
3rd,5th,9th,11th,13th,15th,17th,19th

LEGEND :

SYMBOL	DESCRIPTION
	DOME CAMERA
	BULLET CAMERA

NOTES :
1. ALL DIMENSIONS ARE IN MM UNLESS OTHERWISE SHOWN.
2. DRAWING SHOULD NOT BE SCALED.

REFERENCE DRAWINGS:

RELEASED FOR

- APPROVAL/REVIEW
- REFERENCE
- TENDER
- PROCUREMENT
- EXECUTION
- AS BUILT

CONTROLLED COPY STAMP

GOOD FOR CONSTRUCTION

PROJECT MANAGER

REVISIONS:

REV. NO.	DETAILS	DRN BY	CHKD BY	VERIFIED BY	DATE
R0	FOR TENDER	P.G.	S.R.P.	R.Y.	21.08.23
R1	FOR TENDER	P.G.	S.R.P.	R.Y.	18.10.23
R2	FOR TENDER	P.G.	S.R.P.	R.Y.	27.10.23
R3	FOR TENDER	P.J.	P.G.	R.Y.	20.03.24
R4	FOR TENDER	P.J.	P.G.	R.Y.	12.04.24

CLIENT :

M/S. SHIKSHAN PRASARAK MANDALI

ARCHITECT :

ASSOCIATED ARCHITECTS
NO. 501, RAJNAG APART, 14TH ROAD,
CHEMBUR EAST, MUMBAI - 400071.

CONSULTANT : STRUCTURAL DESIGNERS & CONSULTANTS PVT. LTD

STRUCTURAL PLOT NO-15, SECTOR-24 OFF
SON PAVEL HIGHWAY, TURBHE, NAVI MUMBAI
- 400 705.
PHONE: 2784 1010 (7 LINES)
FAX: 91-22-2784 1007

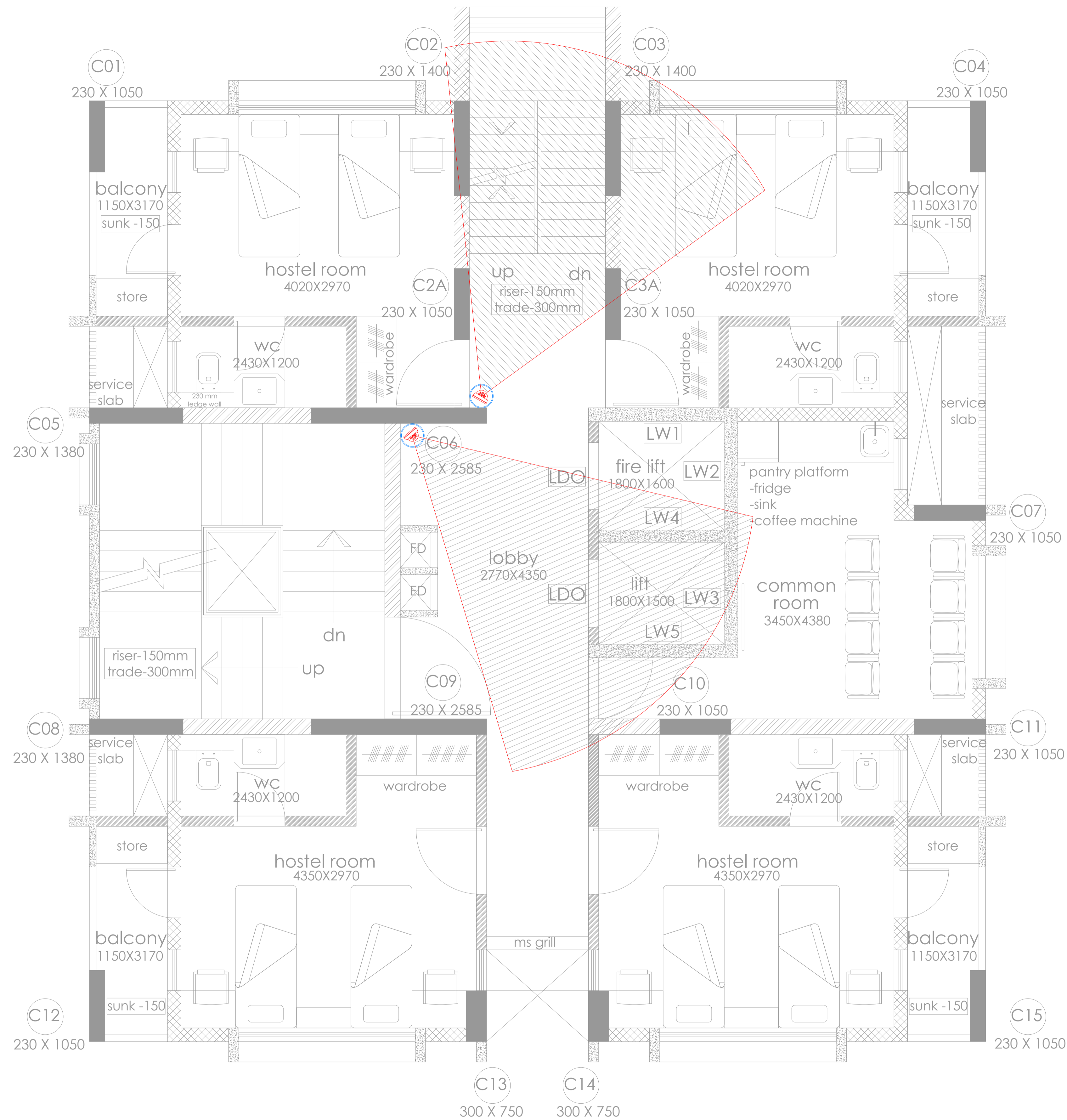
PROJECT TITLE :

PROPOSED REDEVELOPMENT (GIRL'S HOSTEL) OF
PLOT NO. 224 (C.S. NO. 2028/10, MATUNGAE),
MUMBAI - 400019 (F/N WARD).

DWG. TITLE :

3RD,5TH,9TH,11TH,13TH,15TH,17TH,19TH
CCTV LAYOUT

DRN. BY	P.J.	CHKD BY	P.G.	VERIFIED BY	R.Y.
JOB NO.	SCALE	DATE			
23058	NTS	21-08-2023			
DRG NO.	SIZE	SHEET DETAILS	REV.		
ME/PE/ETD/002E	A1	5 OF 8	R4		



even floor plan
4th,6th,8th,10th,12th,16th,18th,20th

LEGEND :

SYMBOL	DESCRIPTION
	DOME CAMERA
	BULLET CAMERA

NOTES :
1. ALL DIMENSIONS ARE IN MM UNLESS OTHERWISE SHOWN.
2. DRAWING SHOULD NOT BE SCALED.

REFERENCE DRAWINGS:

RELEASED FOR

- APPROVAL/REVIEW
- REFERENCE
- TENDER
- PROCUREMENT
- EXECUTION
- AS BUILT

CONTROLLED COPY STAMP

GOOD FOR CONSTRUCTION

PROJECT MANAGER

REVISIONS:

REV. NO.	DETAILS	DRN BY	CHKD BY	VERIFIED BY	DATE
R0	FOR TENDER	P.G.	S.R.P.	R.Y.	21.08.23
R1	FOR TENDER	P.G.	S.R.P.	R.Y.	18.10.23
R2	FOR TENDER	P.G.	S.R.P.	R.Y.	27.10.23
R3	FOR TENDER	P.J.	P.G.	R.Y.	20.03.24
R4	FOR TENDER	P.J.	P.G.	R.Y.	12.04.24

CLIENT :

M/S. SHIKSHAN PRASARAK MANDALI

ARCHITECT :

ASSOCIATED ARCHITECTS
NO. 501, RAJNAG APART, 14TH ROAD,
CHEMBUR EAST, MUMBAI - 400071.

CONSULTANT : STRUCTURAL DESIGNERS & CONSULTANTS PVT. LTD

STRUCTURAL PLOT NO-15, SECTOR-24 OFF
SON PAVEL HIGHWAY, TURBHE, NAVI, MUMBAI
- 400 705.
PHONE: 2784 1010 (7 LINES)
FAX: 91-22-2784 1007

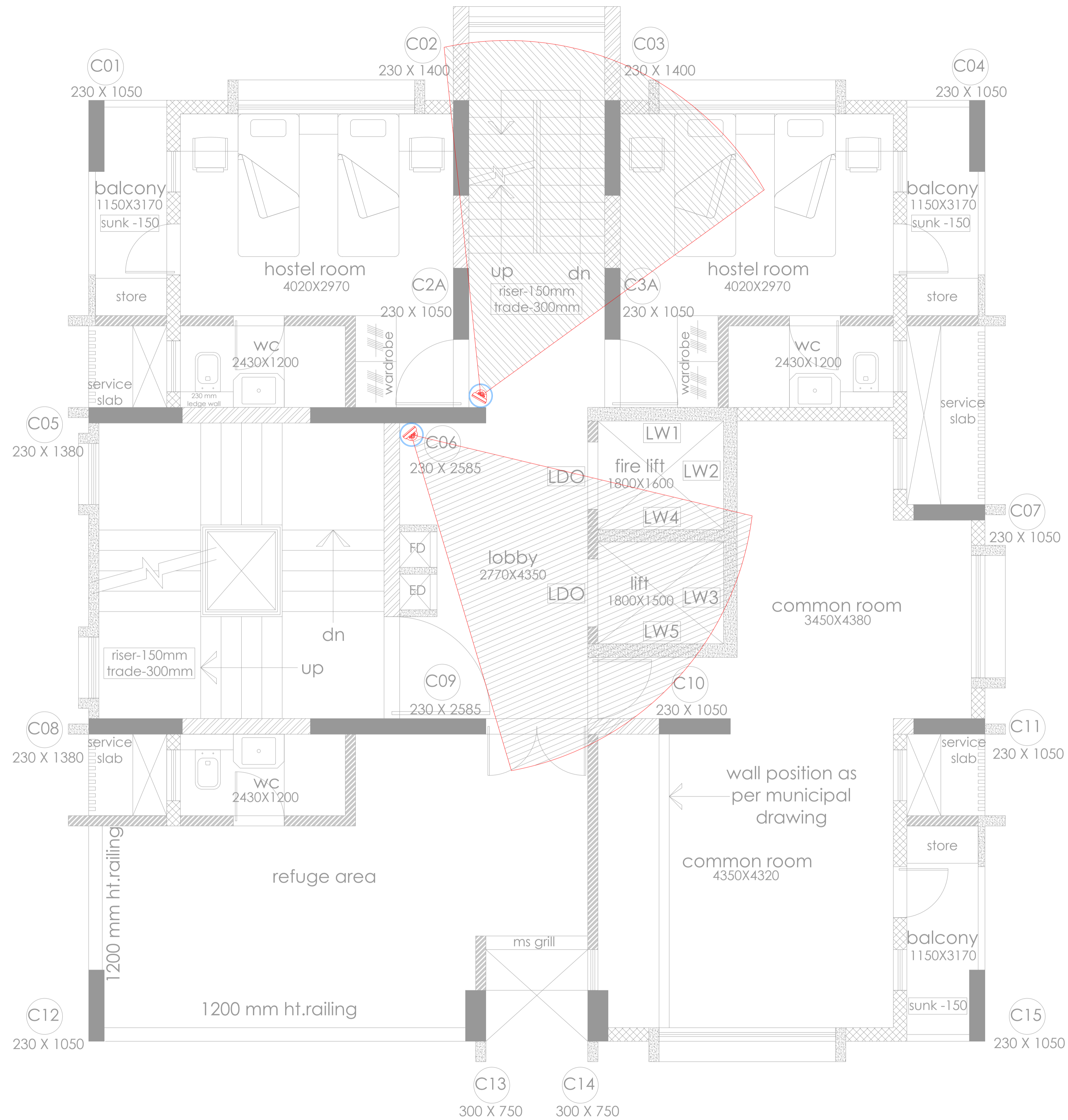
PROJECT TITLE :

PROPOSED REDEVELOPMENT (GIRL'S HOSTEL) OF
PLOT NO. 224 (C.S. NO. 2028/10, MATUNGA(E),
MUMBAI - 400019 (F/N WARD).

DWG. TITLE :

4TH,6TH,8TH,10TH,12TH,16TH,18TH,20TH
CCTV LAYOUT

DRN. BY	P.J.	CHKD BY	P.G.	VERIFIED BY	R.Y.
JOB NO.	SCALE		DATE		
23058	NTS		21-08-2023		
DRG NO.	SIZE	SHEET DETAILS		REV.	
ME/PE/ETD/002F	A1	6 OF 8		R4	



refuge floor plan
7th floor, 14th floor

LEGEND :

SYMBOL	DESCRIPTION
	DOME CAMERA
	BULLET CAMERA

NOTES :
1. ALL DIMENSIONS ARE IN MM UNLESS OTHERWISE SHOWN.
2. DRAWING SHOULD NOT BE SCALED.

REFERENCE DRAWINGS:

RELEASED FOR	CONTROLLED COPY STAMP
<input type="checkbox"/> APPROVAL/REVIEW	
<input type="checkbox"/> REFERENCE	
<input checked="" type="checkbox"/> TENDER	
<input type="checkbox"/> PROCUREMENT	
<input type="checkbox"/> EXECUTION	
<input type="checkbox"/> AS BUILT	

GOOD FOR CONSTRUCTION

PROJECT MANAGER

REVISIONS:

REV. NO.	DETAILS	DRN BY	CHKD BY	VERIFIED BY	DATE
R0	FOR TENDER	P.G	S.R.P	R.Y	21.08.23
R1	FOR TENDER	P.G	S.R.P	R.Y	18.10.23
R2	FOR TENDER	P.G	S.R.P	R.Y	27.10.23
R3	FOR TENDER	P.J	P.G	R.Y	20.03.24
R4	FOR TENDER	P.J	P.G	R.Y	12.04.24

CLIENT :
M/S. SHIKSHAN PRASARAK MANDALI

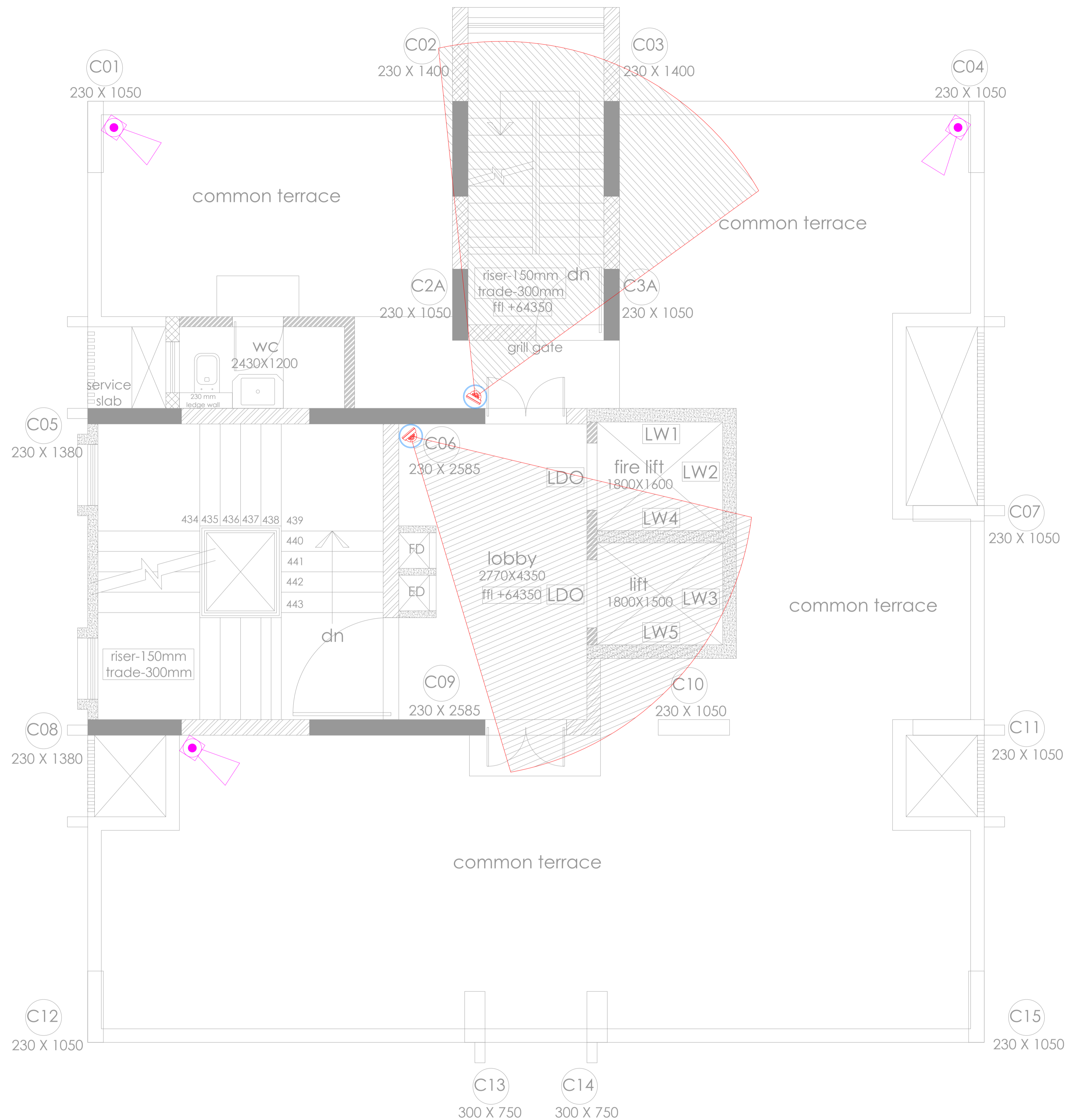
ARCHITECT :
ASSOCIATED ARCHITECTS
NO. 501, RAJNAG APART, 14TH ROAD,
CHEMBUR EAST, MUMBAI - 400071.

CONSULTANT : STRUCTURWEL DESIGNERS & CONSULTANTS PVT. LTD
STRUCTURWEL PLOT NO-15, SECTOR-24, OFF
SON PAVEL HIGHWAY, TURBHE, NAVI MUMBAI
- 400 705.
PHONE: 2784 1010 (7 LINES)
FAX: 91-22-2784 1007

PROJECT TITLE :
PROPOSED REDEVELOPMENT (GIRL'S HOSTEL) OF
PLOT NO. 224 (C.S. NO. 2028/10, MATUNGA(E),
MUMBAI - 400019 (F/N WARD).

DWG. TITLE :
7TH FLOOR, 14TH FLOOR
CCTV LAYOUT

DRN. BY	P.J	CHKD BY	P.G	VERIFIED BY	R.Y
JOB NO.	SCALE		DATE		
23058	NTS		21-08-2023		
DRG NO.	SIZE	SHEET DETAILS		REV.	
ME/PE/ETD/002G	A1	7 OF 8		R4	



terrace floor plan

LEGEND :

SYMBOL	DESCRIPTION
	DOME CAMERA
	BULLET CAMERA

NOTES :
 1. ALL DIMENSIONS ARE IN MM UNLESS OTHERWISE SHOWN.
 2. DRAWING SHOULD NOT BE SCALED.

REFERENCE DRAWINGS:

RELEASED FOR	CONTROLLED COPY STAMP
<input type="checkbox"/> APPROVAL/REVIEW	
<input type="checkbox"/> REFERENCE	
<input checked="" type="checkbox"/> TENDER	
<input type="checkbox"/> PROCUREMENT	
<input type="checkbox"/> EXECUTION	
<input type="checkbox"/> AS BUILT	

GOOD FOR CONSTRUCTION

PROJECT MANAGER

REVISIONS:

REV. NO.	DETAILS	DRN BY	CHKD BY	VERIFIED BY	DATE
R0	FOR TENDER	P.G	S.R.P	R.Y	21.08.23
R1	FOR TENDER	P.G	S.R.P	R.Y	18.10.23
R2	FOR TENDER	P.G	S.R.P	R.Y	27.10.23
R3	FOR TENDER	P.J	P.G	R.Y	20.03.24
R4	FOR TENDER	P.J	P.G	R.Y	12.04.24

CLIENT :
 M/S. SHIKSHAN PRASARAK MANDALI

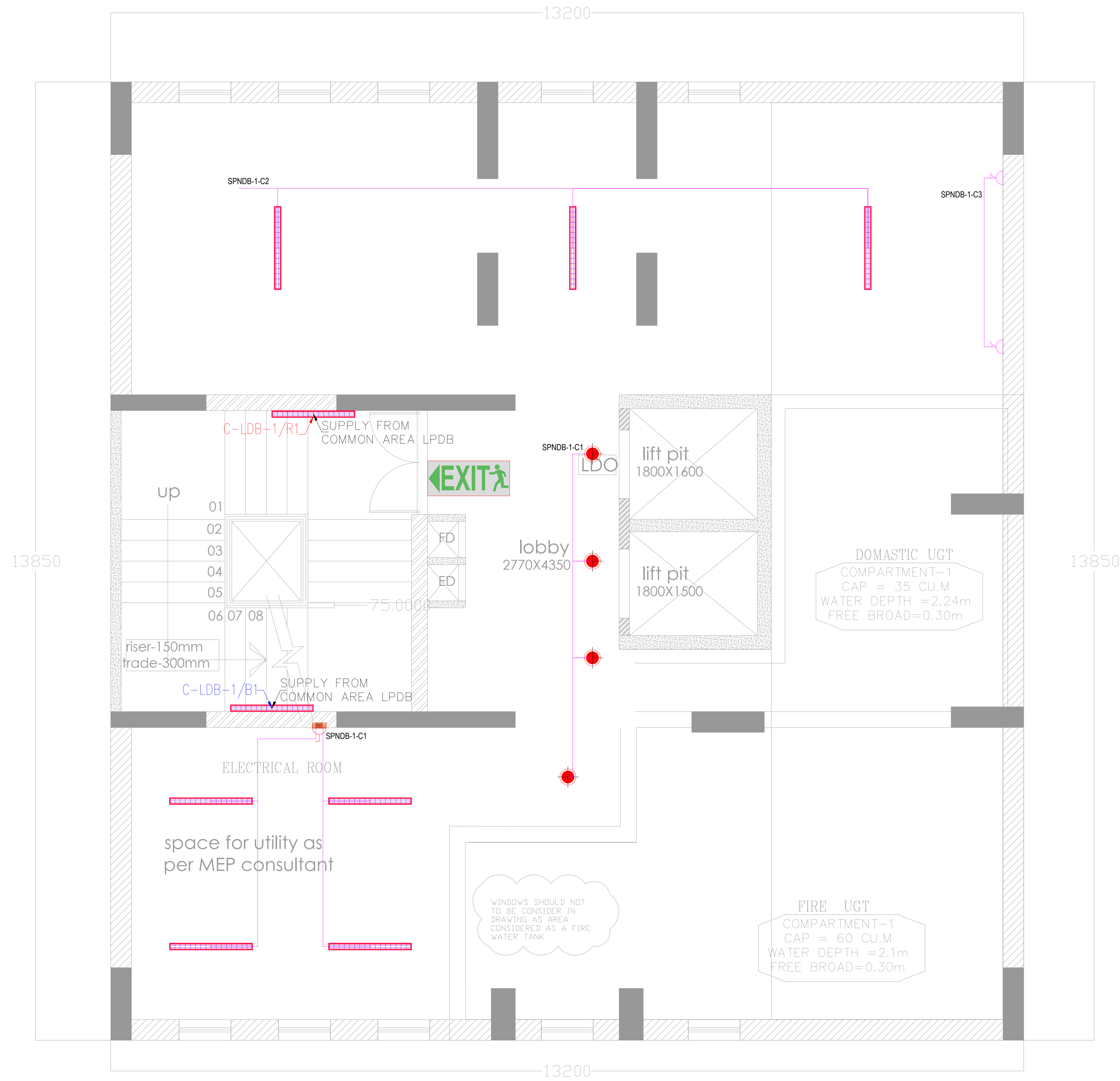
ARCHITECT : ASSOCIATED ARCHITECTS
 NO. 501, RAJNAG APART, 14TH ROAD, CHEMBUR EAST, MUMBAI - 400071.

CONSULTANT : STRUCTURALWEL DESIGNERS & CONSULTANTS PVT. LTD
 STRUCTWEL PLOT NO-15, SECTOR-24 OFF SON PAVANEL HIGHWAY, TURBHE, NAVI MUMBAI - 400 705.
 PHONE: 2784 1010 (7 LINES) FAX: 91-22-2784 1007

PROJECT TITLE :
 PROPOSED REDEVELOPMENT (GIRL'S HOSTEL) OF PLOT NO. 224 (C.S. NO. 2028/10, MATUNGA(E), MUMBAI - 400019 (F/N WARD).

DWG. TITLE :
 TERRACE FLOOR CCTV LAYOUT

DRN.BY	PJ	CHKD BY	P.G	VERIFIED BY	R.Y
JOB NO.	SCALE	DATE			
23058	NTS	21-08-2023			
DRG NO.	SIZE	SHEET DETAILS	REV.		
ME/PELE/TD/002H	A1	8 OF 8	R4		



basement floor plan

SYMBOLS :	DESCRIPTION
	EXIT ROUTE - LEFT SIDE
	EXIT ROUTE - RIGHT SIDE

SYMBOL	DESCRIPTION
	12W LED DOWNLIGHT
	20W LED TUBE LIGHT
	LIFT BULKHEAD LIGHT
	16A POWER POINT
	PROFILE LIGHT
	COVE LIGHT
	9W LED DOWN LIGHT
	WALL LIGHT POINT
	TOILET LIGHT
	CEILING FAN 1200MM
	CEILING FAN 1050MM
	CEILING FAN 600MM
	EXHAUST FAN
	EXHAUST POINT
	DATA POINT
	VOICE POINT
	TV POINT
	6A POWER POINT
	AC POINT
	CHIMNEY POINT
	AQUAGUARD POINT
	MIXER POINT
	WASHING MACHINE POINT
	FRIDGE POINT
	GEYSER POINT
	LV DISTRIBUTION BOARD
	ELEC. DISTRIBUTION BOARD
	COFFEE MAKER POINT

NOTES :
 1. ALL DIMENSIONS ARE IN MM UNLESS OTHERWISE SHOWN.
 2. DRAWING SHOULD NOT BE SCALED.

REFERENCE DRAWINGS:

RELEASED FOR	CONTROLLED COPY STAMP
<input type="checkbox"/> APPROVAL/REVIEW	
<input type="checkbox"/> REFERENCE	
<input checked="" type="checkbox"/> TENDER	
<input type="checkbox"/> PROCUREMENT	
<input type="checkbox"/> EXECUTION	
<input type="checkbox"/> AS BUILT	

GOOD FOR CONSTRUCTION

PROJECT MANAGER

REV. NO.	DETAILS	DRN BY	CHKD BY	VERIFIED BY	DATE
R0	FOR TENDER	P.G	S.R.P	R.Y	21.08.23
R1	FOR TENDER	P.G	S.R.P	R.Y	18.10.23
R2	FOR TENDER	P.G	S.R.P	R.Y	27.10.23
R3	FOR TENDER	P.J	P.G	R.Y	20.03.24
R4	FOR TENDER	P.J	P.G	R.Y	12.04.24

CLIENT :
 M/S. SHIKSHAN PRASARAK MANDALI

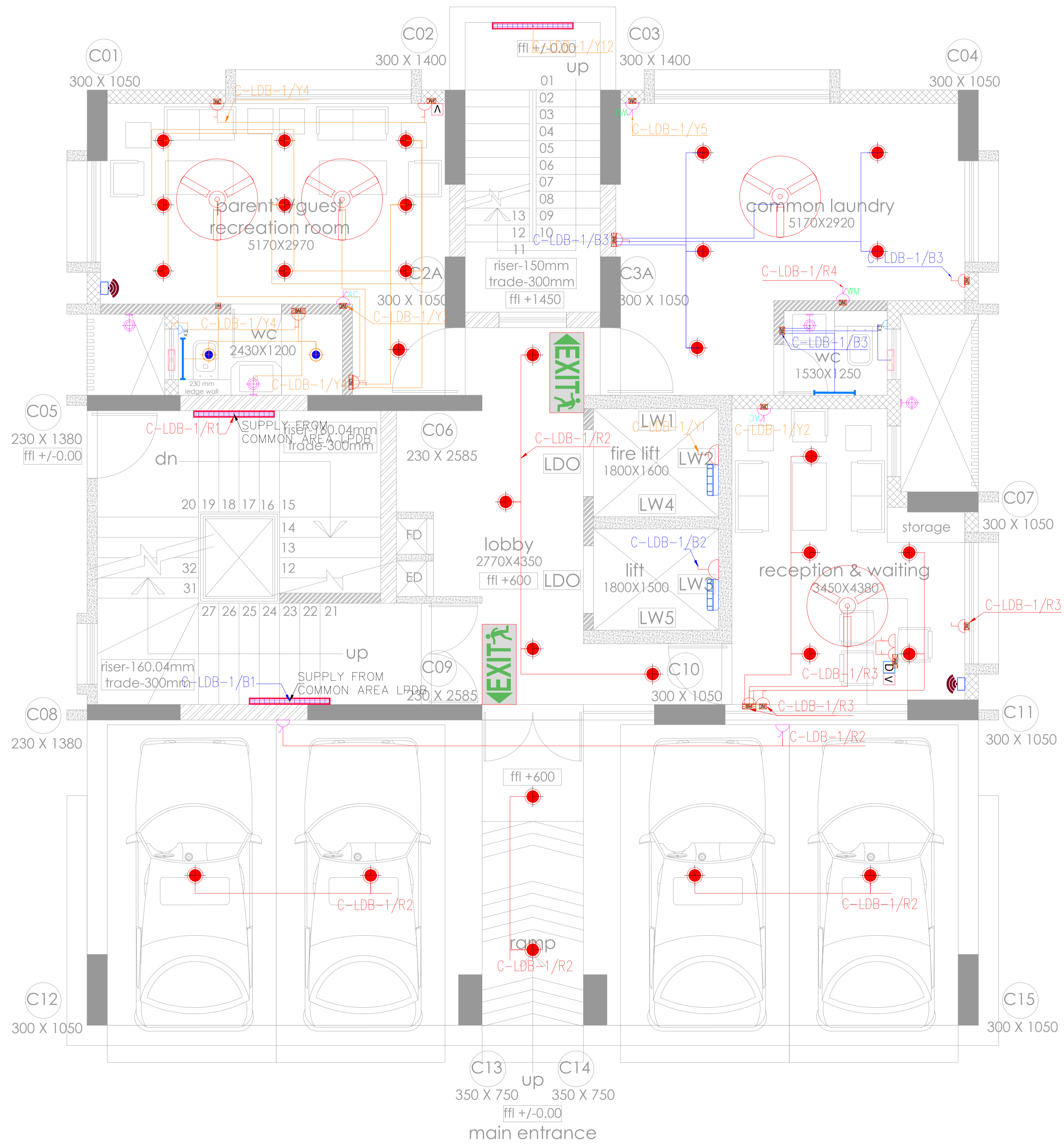
ARCHITECT :
 ASSOCIATED ARCHITECTS
 NO. 501, RAJNAG APART, 14TH ROAD,
 CHEMBUR EAST, MUMBAI - 400071.

CONSULTANT :
 STRUCTURAL DESIGNERS &
 CONSULTANTS PVT. LTD
 STRUCTURAL PLOT NO-15, SECTOR-24, OFF
 SON PAVEL HIGHWAY, TURBHE, NAVI, MUMBAI
 - 400 705.
 PHONE: 2784 1010 (7 LINES)
 FAX: 91-22-2784 1007

PROJECT TITLE :
 PROPOSED REDEVELOPMENT (GIRL'S HOSTEL) OF
 PLOT NO. 224 (C.S. NO. 2028/10, MATUNGA(E),
 MUMBAI - 400019 (F/N WARD).

DWG. TITLE :
 BASEMENT FLOOR
 LIGHTING & POWER LAYOUT

DRN.BY	P.J	CHKD BY	P.G	VERIFIED BY	R.Y
JOB NO.	SCALE	DATE			
23058	NTS	21-08-2023			
DRG NO.	SIZE	SHEET DETAILS	REV.		
ME/PELE/ETD/001A	A1	1 OF 14	R4		



ground floor plan

SYMBOLS :	DESCRIPTION
	EXIT ROUTE - LEFT SIDE
	EXIT ROUTE - RIGHT SIDE

SYMBOL	DESCRIPTION
	12W LED DOWNLIGHT
	20W LED TUBE LIGHT
	LIFT BULKHEAD LIGHT
	16A POWER POINT
	PROFILE LIGHT
	COVE LIGHT
	9W LED DOWN LIGHT
	WALL LIGHT POINT
	TOILET LIGHT
	CEILING FAN 1200MM
	CEILING FAN 1050MM
	CEILING FAN 600MM
	EXHAUST FAN
	EXHAUST POINT
	DATA POINT
	VOICE POINT
	TV POINT
	6A POWER POINT
	AC POINT
	CHIMNEY POINT
	AQUAGUARD POINT
	MIXER POINT
	WASHING MACHINE POINT
	FRIDGE POINT
	GEYSER POINT
	LV DISTRIBUTION BOARD
	ELEC. DISTRIBUTION BOARD
	COFFEE MAKER POINT

NOTES :
 1. ALL DIMENSIONS ARE IN MM UNLESS OTHERWISE SHOWN.
 2. DRAWING SHOULD NOT BE SCALED.

REFERENCE DRAWINGS:

RELEASED FOR	CONTROLLED COPY STAMP
<input type="checkbox"/> APPROVAL/REVIEW	
<input type="checkbox"/> REFERENCE	
<input checked="" type="checkbox"/> TENDER	
<input type="checkbox"/> PROCUREMENT	
<input type="checkbox"/> EXECUTION	
<input type="checkbox"/> AS BUILT	

GOOD FOR CONSTRUCTION

PROJECT MANAGER

REVISIONS:

REV. NO.	DETAILS	DRN. BY	CHKD. BY	VERIFIED BY	DATE
R0	FOR TENDER	P.G.	S.R.P.	R.Y.	21.08.23
R1	FOR TENDER	P.G.	S.R.P.	R.Y.	18.10.23
R2	FOR TENDER	P.G.	S.R.P.	R.Y.	27.10.23
R3	FOR TENDER	P.J.	P.G.	R.Y.	20.03.24
R4	FOR TENDER	P.J.	P.G.	R.Y.	12.04.24

CLIENT :

M/S. SHIKSHAN PRASARAK MANDALI

ARCHITECT :

ASSOCIATED ARCHITECTS
 NO. 501, RAJNAG APART, 14TH ROAD,
 CHEMBUR EAST, MUMBAI - 400071.

CONSULTANT :

STRUCTURAL DESIGNERS &
 CONSULTANTS PVT. LTD
 STRUCTURAL PLOT NO-15, SECTOR-24 OFF
 SON PAVEL HIGHWAY, TURBHE, NAVI MUMBAI
 -400 705.
 PHONE: 2784 1010 (7 LINES)
 FAX: 91-22-2784 1007

PROJECT TITLE :

PROPOSED REDEVELOPMENT (GIRL'S HOSTEL) OF
 PLOT NO. 224 (C.S. NO. 2028/10, MATUNGA(E),
 MUMBAI - 400019 (F/N WARD).

DWG. TITLE :

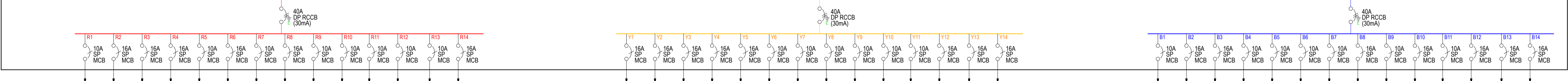
GROUND FLOOR
 LIGHTING & POWER LAYOUT

DRN. BY	P.J.	CHKD. BY	P.G.	VERIFIED BY	R.Y.
JOB NO.	SCALE		DATE		
23058	NTS		21-08-2023		
DRG NO.	SIZE	SHEET DETAILS		REV.	
ME/PEL/7D/0018	A1	2 OF 14		R4	

GROUND FLOOR LPDB

C-LPDB 1
 16WAY TPN DB
 FROM 1st FLOOR
 TO TERRACE FLOOR
 LOC: GROUND FLOOR
 COMMON AREA SERVICES

R : 4002 W
 Y : 40397 W
 B : 4336 W
 CL : 12.44 kW
 M.D : 9.95 kW



SYMBOL	WATT															SPARE		
20W	23																	
9W																		
9W																		
9W																		
9W																		
12W		10	5		6	4	6		6	6	6	6	6					
10W			1			1												
80W			1															
60W						1												
100W			5			1			11									
250W			2															
200W																		
500W																		
11W									11									
TOTAL(W)		460W	370W	640 W	500W	72W	307W	72W	1221W	72W	72W	72W	72W	72W	72W			
		BASMENT TO TERRACE FLOOR	GROUND FLOOR	6TH FLOOR	7TH FLOOR	9TH FLOOR	11TH TO TERRACE FLOOR	12TH FLOOR	15TH FLOOR	17TH FLOOR	19TH FLOOR	20TH FLOOR						

SYMBOL	WATT															SPARE	SPARE	
20W																		
9W																		
9W																		
9W																		
9W																		
12W																		
10W																		
80W																		
60W																		
100W	12																	
250W																		
200W			1	1														
500W																		
11W	12																	
TOTAL(W)		1332W	200W	200W	777W	500W	72W	72W	72W	72W	72W	268W	460W					
		BASMENT TO TERRACE FLOOR	GROUND FLOOR	2ND FLOOR	4TH FLOOR	10TH FLOOR	13TH FLOOR	16TH FLOOR	TERRACE FLOOR	BASMENT TO TERRACE FLOOR								

SYMBOL	WATT															SPARE	SPARE
20W	23																
9W																	
9W																	
9W																	
9W																	
12W																	
10W																	
80W																	
60W																	
100W																	
250W																	
200W																	
500W																	
11W																	
TOTAL(W)		460W	1332W	419W	60W	72W	72W	72W	1221W	72W	307W	72W	179W				
		BASMENT TO TERRACE FLOOR	GROUND TO 10TH FLOOR	GROUND FLOOR	1ST FLOOR	3RD FLOOR	5TH FLOOR	8TH FLOOR	11TH TO TERRACE FLOOR	11TH FLOOR	14TH FLOOR	18TH FLOOR	TERRACE FLOOR				

NOTES:
 1. ALL DIMENSIONS ARE IN MM UNLESS OTHERWISE SHOWN.
 2. DRAWING SHOULD NOT BE SCALED.

REFERENCE DRAWINGS:

RELEASED FOR	CONTROLLED COPY STAMP
<input type="checkbox"/> APPROVAL/REVIEW	
<input type="checkbox"/> REFERENCE	
<input checked="" type="checkbox"/> TENDER	
<input type="checkbox"/> PROCUREMENT	
<input type="checkbox"/> EXECUTION	
<input type="checkbox"/> AS BUILT	

GOOD FOR CONSTRUCTION

PROJECT MANAGER

REVISIONS:

REV. NO.	DETAILS	DRN BY	CHKD BY	VERIFIED BY	DATE
R0	FOR TENDER	P.G	S.R.P	R.Y	21.08.23
R1	FOR TENDER	P.G	S.R.P	R.Y	18.10.23
R2	FOR TENDER	P.G	S.R.P	R.Y	27.10.23
R3	FOR TENDER	P.J	P.G	R.Y	20.03.24
R4	FOR TENDER	P.J	P.G	R.Y	12.04.24

CLIENT :
 M/S. SHIKSHAN PRASARAK MANDALI

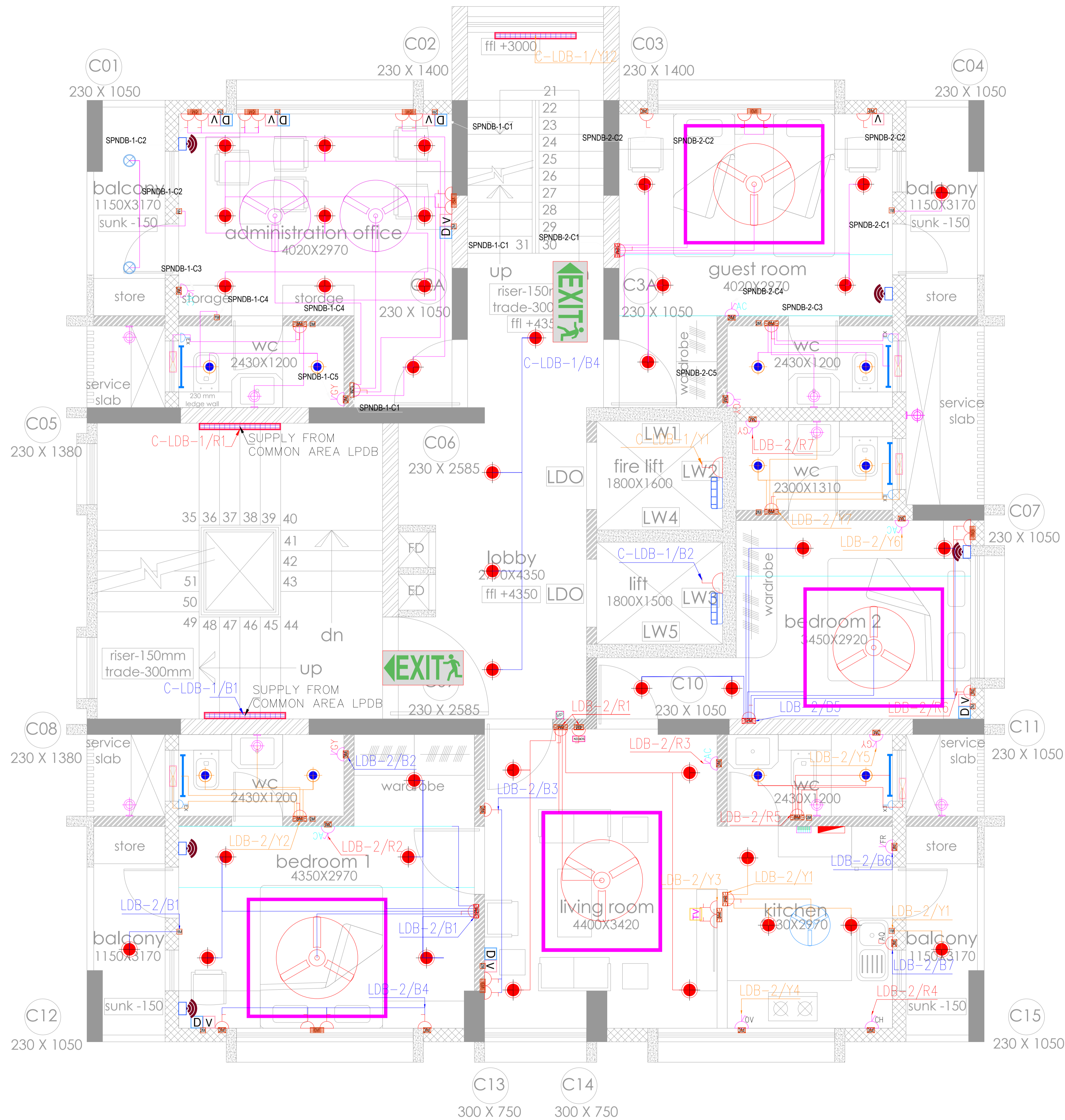
ARCHITECT :
 ASSOCIATED ARCHITECTS
 NO. 501, RAUNAQ APART, 14TH ROAD,
 CHEMBUR EAST, MUMBAI - 400071.

CONSULTANT :
 STRUCTUVEL DESIGNERS & CONSULTANTS PVT. LTD
 STRUCTUVEL, PLOT NO-15, SECTOR-24, OFF.
 SION PAVEL, HIGHWAY, TURBHE, NAVI, MUMBAI
 - 401 705.
 PHONE : 2784 1010 (7 LINES)
 FAX : 91-22-2784 1007

PROJECT TITLE :
 PROPOSED REDEVELOPMENT (GIRL'S HOSTEL) OF
 PLOT NO. 224 (C.S. NO. 2028/10, MATUNGA(E),
 MUMBAI - 400017 (F/N WARD).

DWG. TITLE :
 GROUND FLOOR
 COMMON AREA DB SLD

DRN BY	P.J	CHKD BY	P.G	VERIFIED BY	R.Y
JOB NO.	SCALE		DATE		
23058	NTS		28-08-2023		
DRG NO.	SIZE	SHEET DETAILS		REV.	
MEP/ELE/TD/001C	A1	3 OF 14		R4	



SYMBOLS :	DESCRIPTION
	EXIT ROUTE - LEFT SIDE
	EXIT ROUTE - RIGHT SIDE

SYMBOL	DESCRIPTION
	12W LED DOWNLIGHT
	20W LED TUBE LIGHT
	LIFT BULKHEAD LIGHT
	16A POWER POINT
	PROFILE LIGHT
	COVE LIGHT
	9W LED DOWN LIGHT
	WALL LIGHT POINT
	TOILET LIGHT
	CEILING FAN 1200MM
	CEILING FAN 1050MM
	CEILING FAN 600MM
	EXHAUST FAN
	EXHAUST POINT
	DATA POINT
	VOICE POINT
	TV POINT
	6A POWER POINT
	AC POINT
	CHIMNEY POINT
	AQUAGUARD POINT
	MIXER POINT
	WASHING MACHINE POINT
	FRIDGE POINT
	GEYSER POINT
	LV DISTRIBUTION BOARD
	ELEC. DISTRIBUTION BOARD
	COFFEE MAKER POINT

NOTES :
 1. ALL DIMENSIONS ARE IN MM UNLESS OTHERWISE SHOWN.
 2. DRAWING SHOULD NOT BE SCALED.

REFERENCE DRAWINGS:

RELEASED FOR	CONTROLLED COPY STAMP
<input type="checkbox"/> APPROVAL/REVIEW	
<input type="checkbox"/> REFERENCE	
<input checked="" type="checkbox"/> TENDER	
<input type="checkbox"/> PROCUREMENT	
<input type="checkbox"/> EXECUTION	
<input type="checkbox"/> AS BUILT	

GOOD FOR CONSTRUCTION

PROJECT MANAGER

REVISIONS:

REV. NO.	DETAILS	DRN BY	CHKD BY	VERIFIED BY	DATE
R0	FOR TENDER	PJ	S.R.P	R.Y	21.08.23
R1	FOR TENDER	PJ	S.R.P	R.Y	18.10.23
R2	FOR TENDER	PJ	S.R.P	R.Y	27.10.23
R3	FOR TENDER	P.J	P.G	R.Y	20.03.24
R4	FOR TENDER	P.J	P.G	R.Y	12.04.24

CLIENT :

M/S. SHIKSHAN PRASARAK MANDALI

ARCHITECT :

ASSOCIATED ARCHITECTS
 NO. 501, RAJNAG APART, 14TH ROAD,
 CHEMBUR EAST, MUMBAI - 400071.

CONSULTANT :

STRUCTURAL DESIGNERS & CONSULTANTS PVT. LTD
 STRUCTURAL PLOT NO-15, SECTOR-24 OFF
 SON PAVEL HIGHWAY, TURBHE, NAVI MUMBAI
 - 400 705.
 PHONE: 2784 1010 (7 LINES)
 FAX: 91-22-2784 1007

PROJECT TITLE :

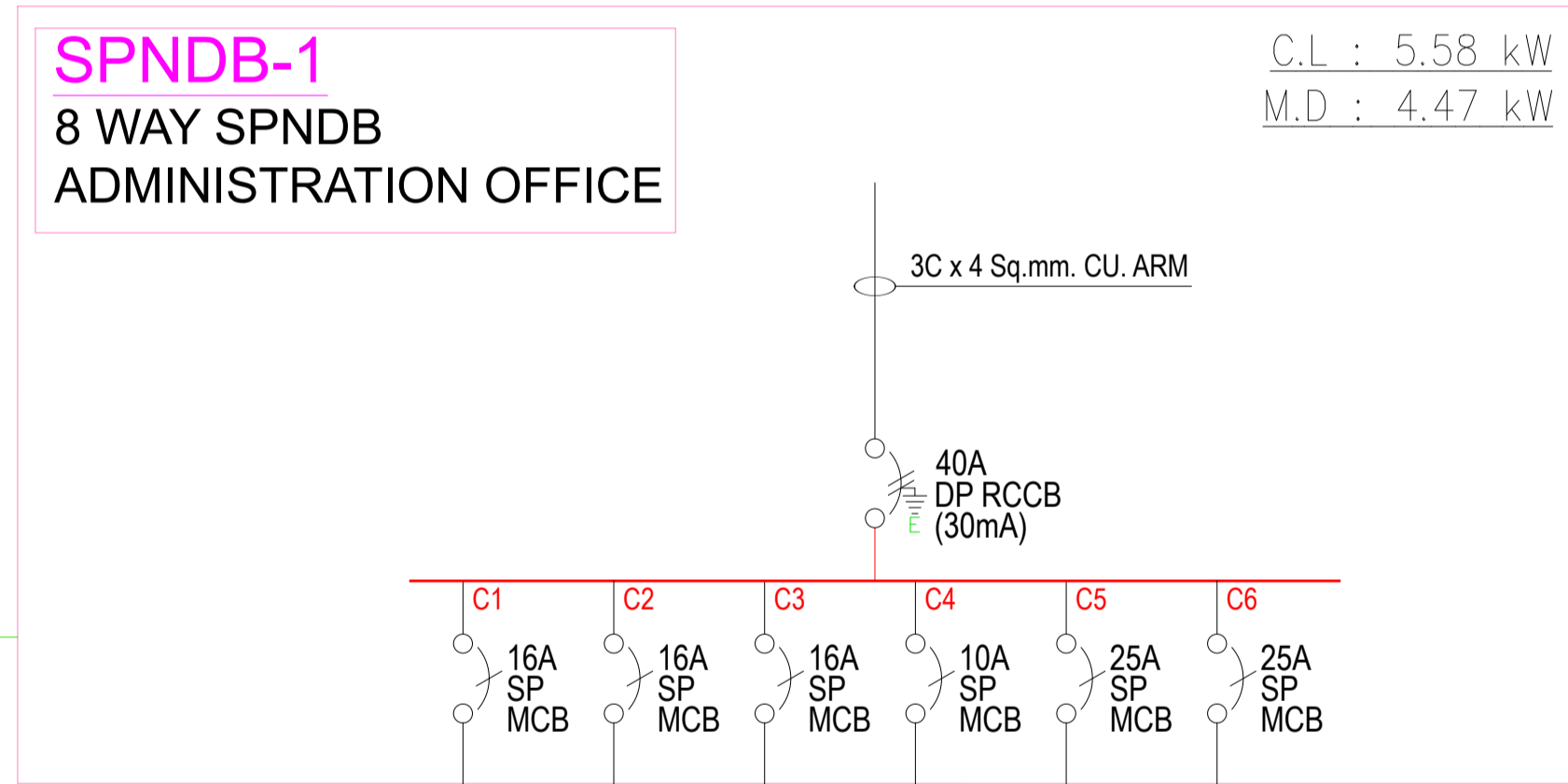
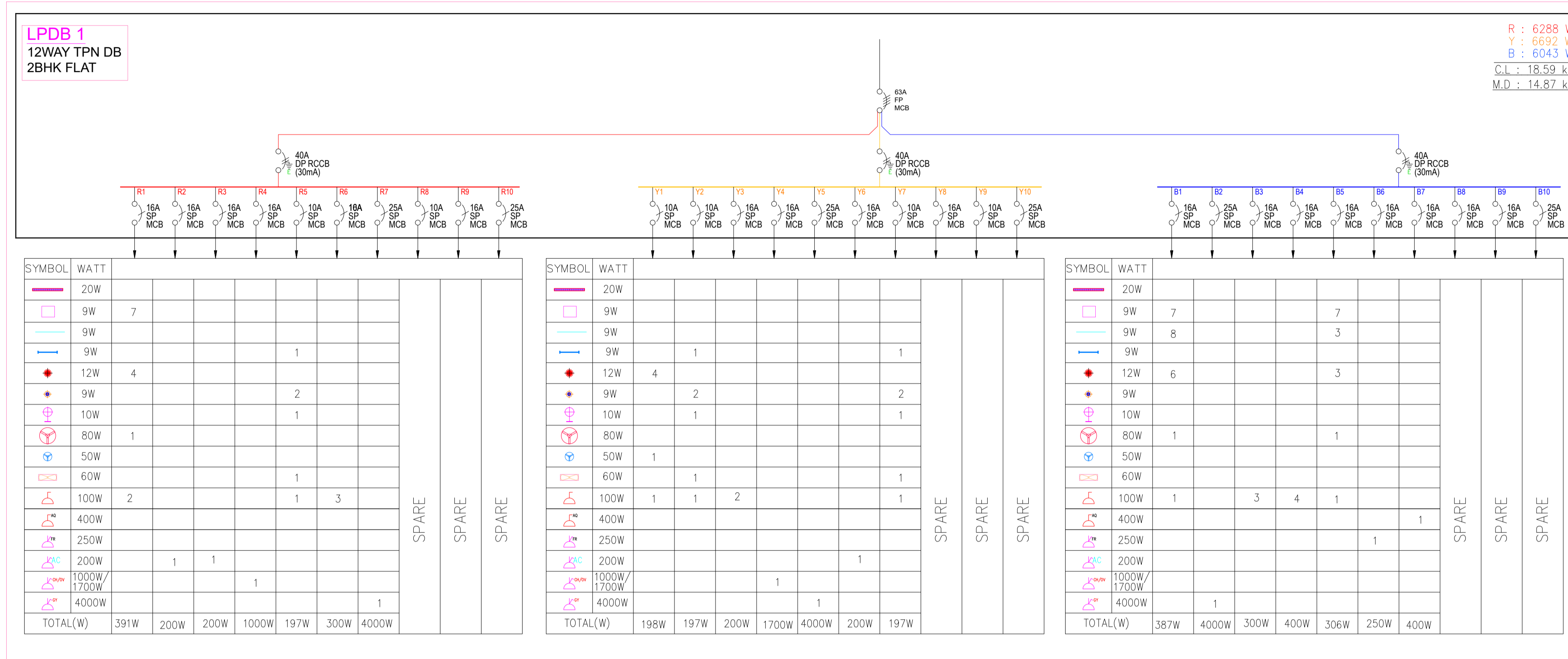
PROPOSED REDEVELOPMENT (GIRL'S HOSTEL) OF
 PLOT NO. 224 (C.S. NO. 2028/10, MATUNGA(E),
 MUMBAI - 400019 (F/N WARD).

DWG. TITLE :

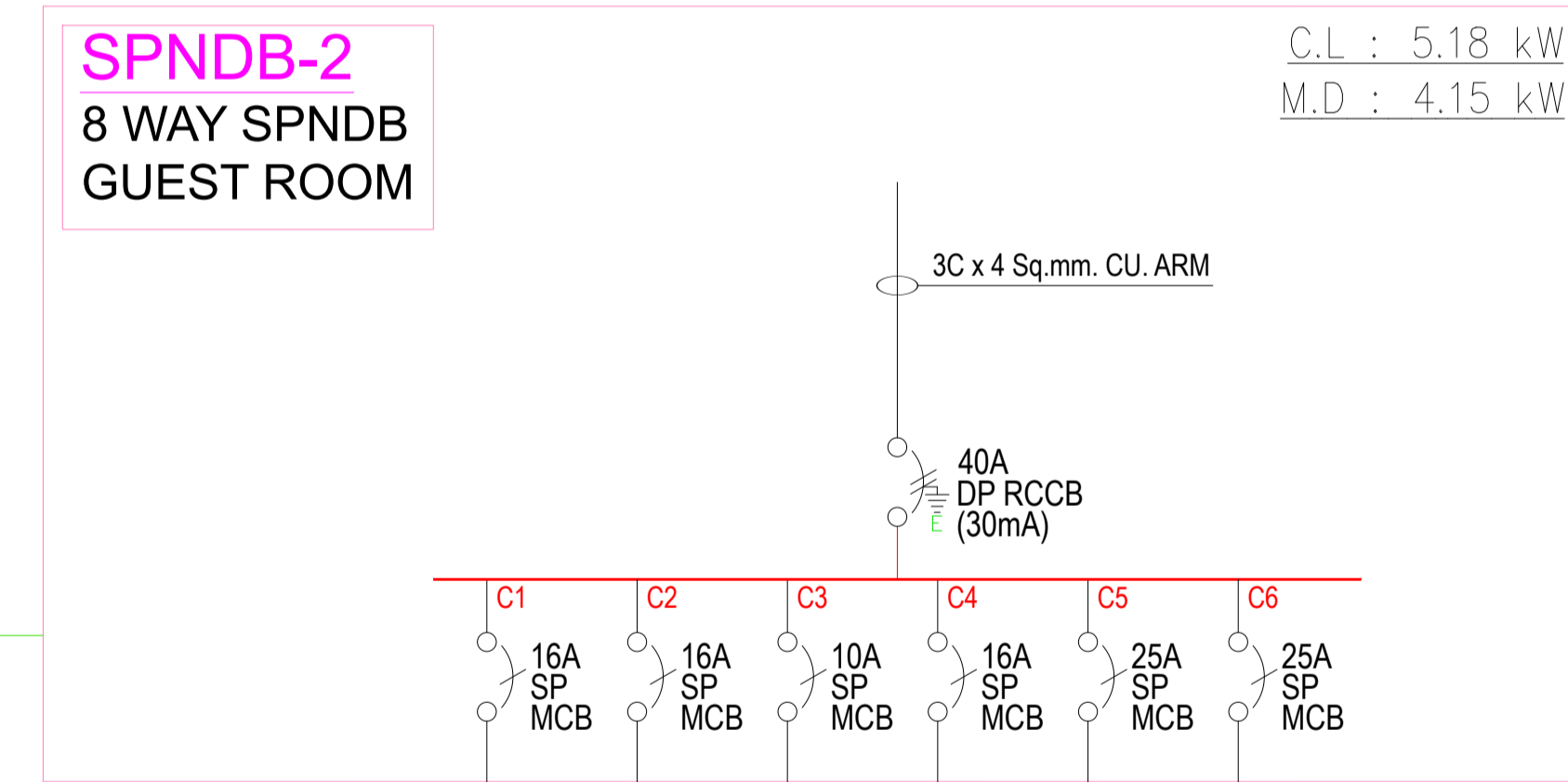
FIRST FLOOR
 LIGHTING & POWER LAYOUT

DRN. BY	PJ	CHKD BY	P.G	VERIFIED BY	R.Y
23058	NTS				21-08-2023
DRG NO.	SIZE	SHEET DETAILS	REV.		
ME/PE/ETD/0010	A1	4 OF 14	R4		

FIRST FLOOR LPDB



SYMBOL	WATT	C1	C2	C3	C4	C5	C6	TOTAL(W)
12W								
9W								
12W	10							
10W								
60W								
80W	2							
100W	3							
200W								
4000W								
TOTAL(W)		580W	624W	200W	179W	4000W		



SYMBOL	WATT	C1	C2	C3	C4	C5	C6	TOTAL(W)
9W	7							
9W	8							
9W								
9W								
12W	6							
10W								
60W								
80W	1							
100W	1							
200W								
4000W								
TOTAL(W)		387 W	400 W	197 W	200 W	4000 W		

NOTES :
1. ALL DIMENSIONS ARE IN MM UNLESS OTHERWISE SHOWN.
2. DRAWING SHOULD NOT BE SCALED.

REFERENCE DRAWINGS:

RELEASED FOR

<input type="checkbox"/>	APPROVAL/REVIEW
<input type="checkbox"/>	REFERENCE
<input checked="" type="checkbox"/>	TENDER
<input type="checkbox"/>	PROCUREMENT
<input type="checkbox"/>	EXECUTION
<input type="checkbox"/>	AS BUILT

CONTROLLED COPY STAMP

GOOD FOR CONSTRUCTION

PROJECT MANAGER

REVISIONS:

REV. NO.	DETAILS	DRN BY	CHKD BY	VERIFIED BY	DATE
R0	FOR TENDER	P.G	S.R.P	R.Y	28.08.23
R1	FOR TENDER	P.G	S.R.P	R.Y	18.10.23
R2	FOR TENDER	P.G	S.R.P	R.Y	27.10.23
R3	FOR TENDER	P.J	P.G	R.Y	20.03.24
R4	FOR TENDER	P.J	P.G	R.Y	12.04.24

CLIENT :
M/S. SHIKSHAN PRASARAK MANDALI

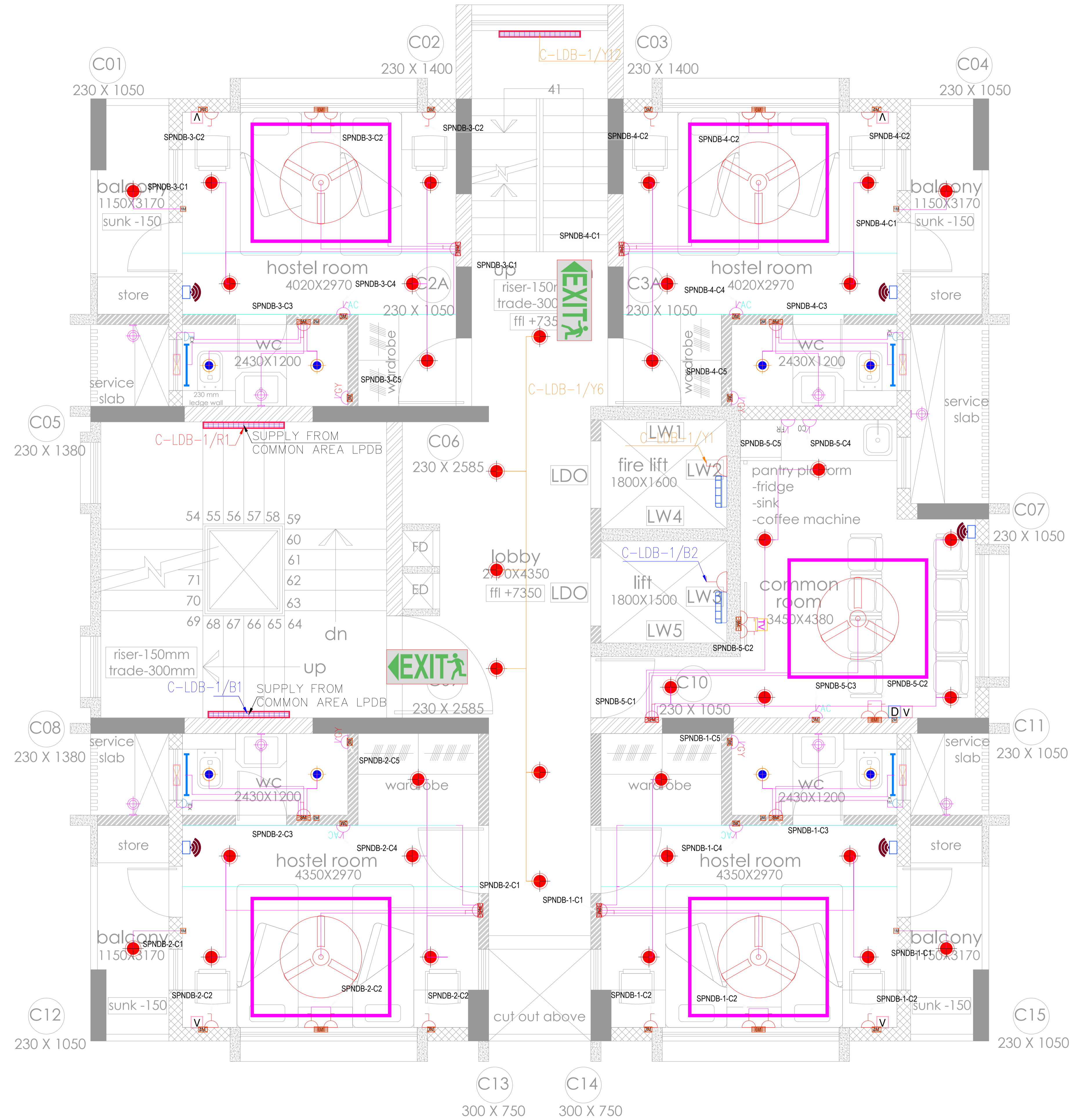
ARCHITECT :
ASSOCIATED ARCHITECTS
NO. 501, RAJNAG APART, 14TH ROAD,
CHEMBUR EAST, MUMBAI - 400071.

CONSULTANT :
STRUCTWEL DESIGNERS & CONSULTANTS PVT. LTD
STRUCTWEL PLOT NO-15, SECTOR-24, OFF.
SIDH PAVEL, HIGHWAY, TURBHE, NAVI, MUMBAI
- 401 705.
PHONE : 2784 1010 (7 LINES)
FAX : 91-22-2784 1007

PROJECT TITLE :
PROPOSED REDEVELOPMENT (GIRL'S HOSTEL) OF
PLOT NO. 224 (C.S. NO. 2028/10, MATUNGA(E),
MUMBAI - 400017 (F/N WARD).

DWG. TITLE :
FIRST FLOOR
DB SLD

DRN BY	P.J	CHKD BY	P.G	VERIFIED BY	R.Y
JOB NO.	23058	SCALE	NTS	DATE	28-08-2023
DRG NO.	ME/PE/LE/TD/001E	SIZE	A1	SHEET DETAILS	5 OF 14
REV.					R4



SYMBOLS :	DESCRIPTION
	EXIT ROUTE - LEFT SIDE
	EXIT ROUTE - RIGHT SIDE

SYMBOL	DESCRIPTION
	12W LED DOWNLIGHT
	20W LED TUBE LIGHT
	LIFT BULKHEAD LIGHT
	16A POWER POINT
	PROFILE LIGHT
	COVE LIGHT
	9W LED DOWN LIGHT
	WALL LIGHT POINT
	TOILET LIGHT
	CEILING FAN 1200MM
	CEILING FAN 1050MM
	CEILING FAN 600MM
	EXHAUST FAN
	EXHAUST POINT
	DATA POINT
	VOICE POINT
	TV POINT
	6A POWER POINT
	AC POINT
	CHIMNEY POINT
	AQUAQUARD POINT
	MIXER POINT
	WASHING MACHINE POINT
	FRIDGE POINT
	GEYSER POINT
	LV DISTRIBUTION BOARD
	ELEC. DISTRIBUTION BOARD
	COFFEE MAKER POINT

NOTES :
 1. ALL DIMENSIONS ARE IN MM UNLESS OTHERWISE SHOWN.
 2. DRAWING SHOULD NOT BE SCALED.

REFERENCE DRAWINGS:

RELEASED FOR	CONTROLLED COPY STAMP
<input type="checkbox"/> APPROVAL/REVIEW	CONTROLLED COPY STAMP
<input type="checkbox"/> REFERENCE	
<input checked="" type="checkbox"/> TENDER	
<input type="checkbox"/> PROCUREMENT	
<input type="checkbox"/> EXECUTION	
<input type="checkbox"/> AS BUILT	

GOOD FOR CONSTRUCTION

PROJECT MANAGER

REVISIONS:

REV. NO.	DETAILS	DRN BY	CHKD BY	VERIFIED BY	DATE
R0	FOR TENDER	P.G.	S.R.P.	R.Y.	28.08.23
R1	FOR TENDER	P.G.	S.R.P.	R.Y.	18.10.23
R2	FOR TENDER	P.G.	S.R.P.	R.Y.	27.10.23
R3	FOR TENDER	P.J.	P.G.	R.Y.	20.03.24
R4	FOR TENDER	P.J.	P.G.	R.Y.	12.04.24

CLIENT :

M/S. SHIKSHAN PRASARAK MANDALI

ARCHITECT :

ASSOCIATED ARCHITECTS
 NO. 501, RAUNAQ APART, 14TH ROAD,
 CHEMBUR EAST, MUMBAI - 400071.

CONSULTANT :

STRUCTUREL DESIGNERS &
 CONSULTANTS PVT. LTD
 STRUCTUREL PLOT NO-15, SECTOR-24, OFF.
 SION (PANEL), HIGHWAY, TURBHE, NAVI, MUMBAI
 -400 705.
 PHONE : 2784 1010 (7 LINES)
 FAX : 91-22-2784 1007

PROJECT TITLE :

PROPOSED REDEVELOPMENT (GIRL'S HOSTEL) OF
 PLOT NO. 224 (C.S. NO. 2028/10, MATUNGA(E),
 MUMBAI - 400017 (F/N WARD).

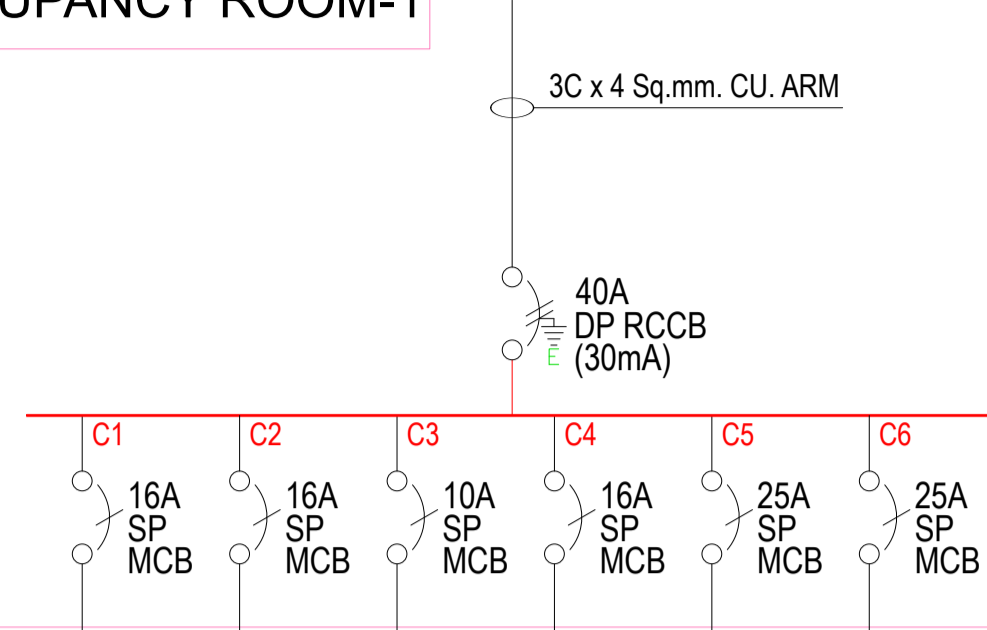
DWG. TITLE :

SECOND FLOOR
 LIGHTING & POWER LAYOUT

DRN BY	P.J.	CHKD BY	P.G.	VERIFIED BY	R.Y.
JOB NO.	SCALE	DATE			
23058	NTS	28-08-2023			
DRG NO.	SIZE	SHEET DETAILS	REV.		
ME/ELE/TD/001F	A1	6 OF 14	R4		

SPNDB-1
8 WAY SPNDB
DOUBLE OCCUPANCY ROOM-1

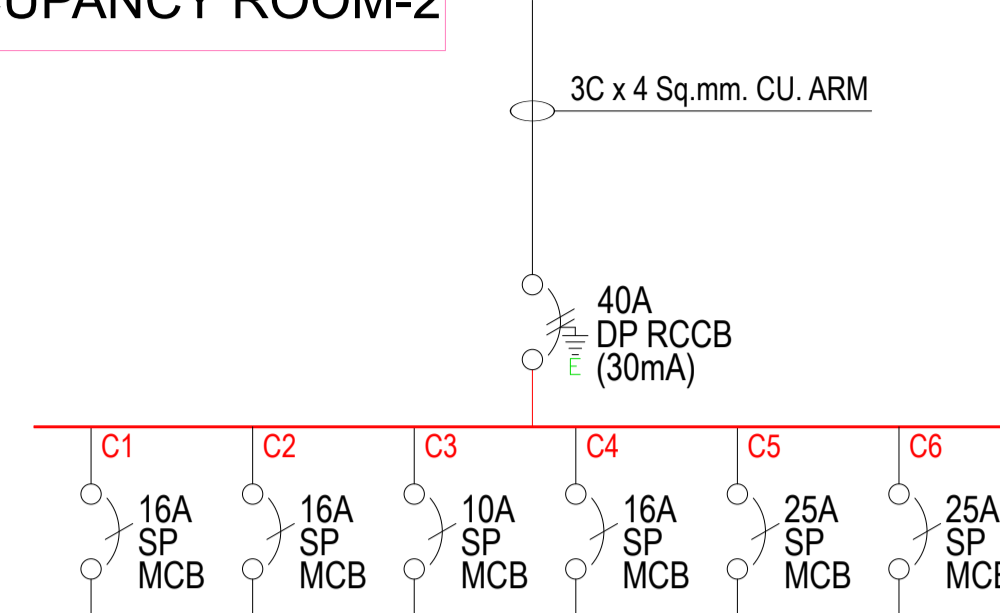
C.L : 5.18 kW
M.D : 4.15 kW



SYMBOL	WATT						
□	9W	7					SPARE
—	9W	8					
•	9W		2				
—	9W		1				
•	12W	6					
⊕	10W		1				
⊞	60W		1				
⊞	80W	1					
⊞	100W	1	4	1			
⊞	200W			1			
⊞	4000W				1		
TOTAL(W)		387 W	400 W	197 W	200 W	4000 W	

SPNDB-2
8 WAY SPNDB
DOUBLE OCCUPANCY ROOM-2

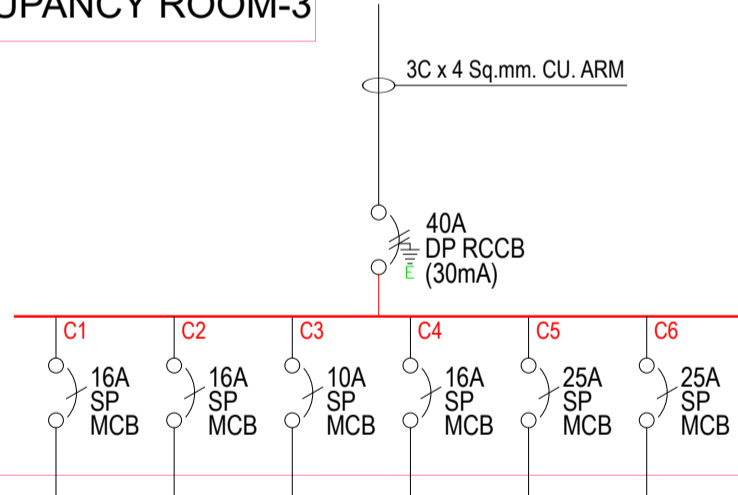
C.L : 5.18 kW
M.D : 4.15 kW



SYMBOL	WATT						
□	9W	7					SPARE
—	9W	8					
•	9W		2				
—	9W		1				
•	12W	6					
⊕	10W		1				
⊞	60W		1				
⊞	80W	1					
⊞	100W	1	4	1			
⊞	200W			1			
⊞	4000W				1		
TOTAL(W)		387 W	400 W	197 W	200 W	4000 W	

SPNDB-3
8 WAY SPNDB
DOUBLE OCCUPANCY ROOM-3

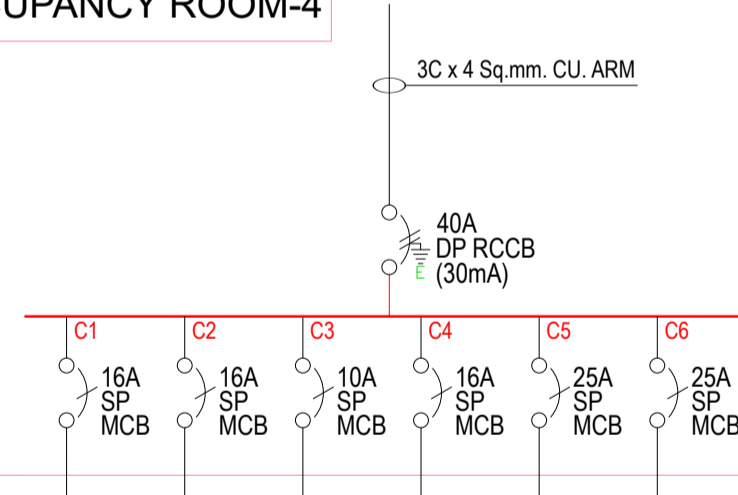
C.L : 5.18 kW
M.D : 4.15 kW



SYMBOL	WATT						
□	9W	7					SPARE
—	9W	8					
•	9W		2				
—	9W		1				
•	12W	6					
⊕	10W		1				
⊞	60W		1				
⊞	80W	1					
⊞	100W	1	4	1			
⊞	200W			1			
⊞	4000W				1		
TOTAL(W)		387 W	400 W	197 W	200 W	4000 W	

SPNDB-4
8 WAY SPNDB
DOUBLE OCCUPANCY ROOM-4

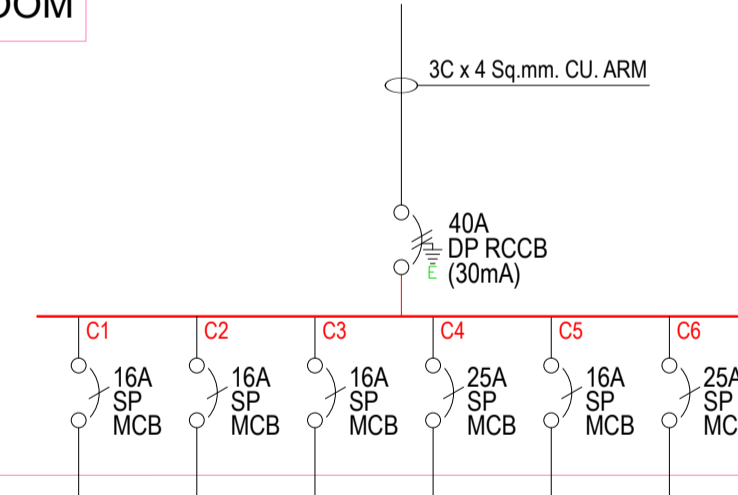
C.L : 5.18 kW
M.D : 4.15 kW



SYMBOL	WATT						
□	9W	7					SPARE
—	9W	8					
•	9W		2				
—	9W		1				
•	12W	6					
⊕	10W		1				
⊞	60W		1				
⊞	80W	1					
⊞	100W	1	4	1			
⊞	200W			1			
⊞	4000W				1		
TOTAL(W)		387 W	400 W	197 W	200 W	4000 W	

SPNDB-5
8 WAY SPNDB
COMMON ROOM

C.L : 3.17 kW
M.D : 2.53 kW



SYMBOL	WATT						
□	9W	7					SPARE
—	9W	8					
•	9W		2				
—	9W		1				
•	12W	6					
⊕	10W		1				
⊞	60W		1				
⊞	80W	1					
⊞	100W	1	4	1			
⊞	200W			1			
⊞	250W				1		
⊞	2000W					1	
TOTAL(W)		315W	400W	200W	2000W	250W	

NOTES :
1. ALL DIMENSIONS ARE IN MM UNLESS OTHERWISE SHOWN.
2. DRAWING SHOULD NOT BE SCALED.

REFERENCE DRAWINGS:

RELEASED FOR	CONTROLLED COPY STAMP
<input type="checkbox"/> APPROVAL/REVIEW	
<input type="checkbox"/> REFERENCE	
<input checked="" type="checkbox"/> TENDER	
<input type="checkbox"/> PROCUREMENT	
<input type="checkbox"/> EXECUTION	
<input type="checkbox"/> AS BUILT	

GOOD FOR CONSTRUCTION

PROJECT MANAGER

REVISIONS:

REV. NO.	DETAILS	DRN BY	CHKD BY	VERIFIED BY	DATE
R0	FOR TENDER	P.G	S.R.P	R.Y	28.08.23
R1	FOR TENDER	P.G	S.R.P	R.Y	18.10.23
R2	FOR TENDER	P.G	S.R.P	R.Y	27.10.23
R3	FOR TENDER	P.J	P.G	R.Y	20.03.24
R4	FOR TENDER	P.J	P.G	R.Y	12.04.24

CLIENT :
M/S. SHIKSHAN PRASARAK MANDALI

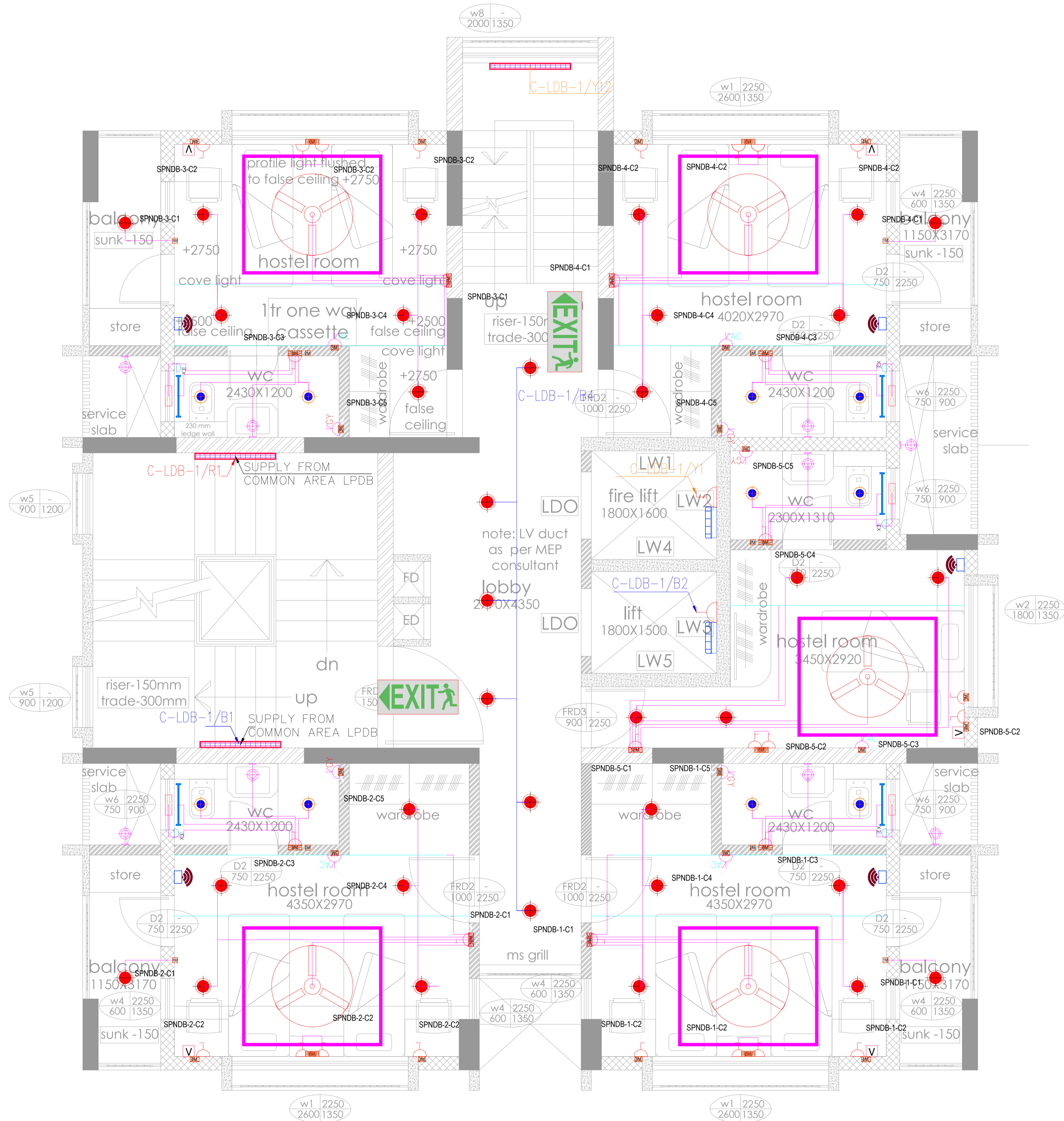
ARCHITECT :
ASSOCIATED ARCHITECTS
NO. 501, RAJNAG APART, 14TH ROAD,
CHEMBUR EAST, MUMBAI - 400071.

CONSULTANT :
STRUCTWEL DESIGNERS &
CONSULTANTS PVT. LTD
STRUCTWEL, PLOT NO-15, SECTOR-24, OFF.
SION (PAVEL), HIGHWAY, TURBHE, NAVI, MUMBAI
- 400 705.
PHONE : 2784 1010 (7 LINES)
FAX : 91-22-2784 1007

PROJECT TITLE :
PROPOSED REDEVELOPMENT (GIRL'S HOSTEL) OF
PLOT NO. 224 (C.S. NO. 2028/10, MATUNGA(E),
MUMBAI - 400017 (F/N WARD).

DWG. TITLE :
SECOND FLOOR
DB SLD

DRN BY	P.J	CHKD BY	P.G	VERIFIED BY	R.Y
JOB NO.	SCALE		DATE		
23058	NTS		28-08-2023		
DRG NO.	SIZE	SHEET DETAILS		REV.	
MEP/ELE/TD001G	A1	7 OF 14		R4	



note: LV duct as per MEP consultant

SYMBOLS :	DESCRIPTION
	EXIT ROUTE - LEFT SIDE
	EXIT ROUTE - RIGHT SIDE

SYMBOL	DESCRIPTION
	12W LED DOWNLIGHT
	20W LED TUBE LIGHT
	LIFT BULKHEAD LIGHT
	16A POWER POINT
	PROFILE LIGHT
	COVE LIGHT
	9W LED DOWN LIGHT
	WALL LIGHT POINT
	TOILET LIGHT
	CEILING FAN 1200MM
	CEILING FAN 1050MM
	CEILING FAN 600MM
	EXHAUST FAN
	EXHAUST POINT
	DATA POINT
	VOICE POINT
	TV POINT
	6A POWER POINT
	AC POINT
	CHIMNEY POINT
	AQUAGUARD POINT
	MIXER POINT
	WASHING MACHINE POINT
	FRIDGE POINT
	GEYSER POINT
	ELEC. DISTRIBUTION BOARD
	COFFEE MAKER POINT

NOTES :
 1. ALL DIMENSIONS ARE IN MM UNLESS OTHERWISE SHOWN.
 2. DRAWING SHOULD NOT BE SCALED.

REFERENCE DRAWINGS:

RELEASED FOR	CONTROLLED COPY STAMP
<input type="checkbox"/> APPROVAL/REVIEW	<input type="checkbox"/>
<input type="checkbox"/> REFERENCE	<input type="checkbox"/>
<input checked="" type="checkbox"/> TENDER	<input type="checkbox"/>
<input type="checkbox"/> PROCUREMENT	<input type="checkbox"/>
<input type="checkbox"/> EXECUTION	<input type="checkbox"/>
<input type="checkbox"/> AS BUILT	<input type="checkbox"/>

GOOD FOR CONSTRUCTION

PROJECT MANAGER

REV. NO.	DETAILS	DRN BY	CHKD BY	VERIFIED BY	DATE
R0	FOR TENDER	PJ	S.R.P	R.Y	21.08.23
R1	FOR TENDER	PJ	S.R.P	R.Y	18.10.23
R2	FOR TENDER	PJ	S.R.P	R.Y	27.10.23
R3	FOR TENDER	P.J	P.G	R.Y	20.03.24
R4	FOR TENDER	P.J	P.G	R.Y	12.04.24

CLIENT :
M/S. SHIKSHAN PRASARAK MANDALI

ARCHITECT : ASSOCIATED ARCHITECTS
 NO. 501, RAJNAG APART, 14TH ROAD, CHEMBUR EAST, MUMBAI - 400071.

CONSULTANT : STRUCTURAL DESIGNERS & CONSULTANTS PVT. LTD
 STRUCTURAL PLOT NO-15, SECTOR-24 OFF. SON PAVEL HIGHWAY, TURBHE, NAVI, MUMBAI - 400705.
 PHONE: 2784 1010 (7 LINES) FAX: 91-22-2784 1007

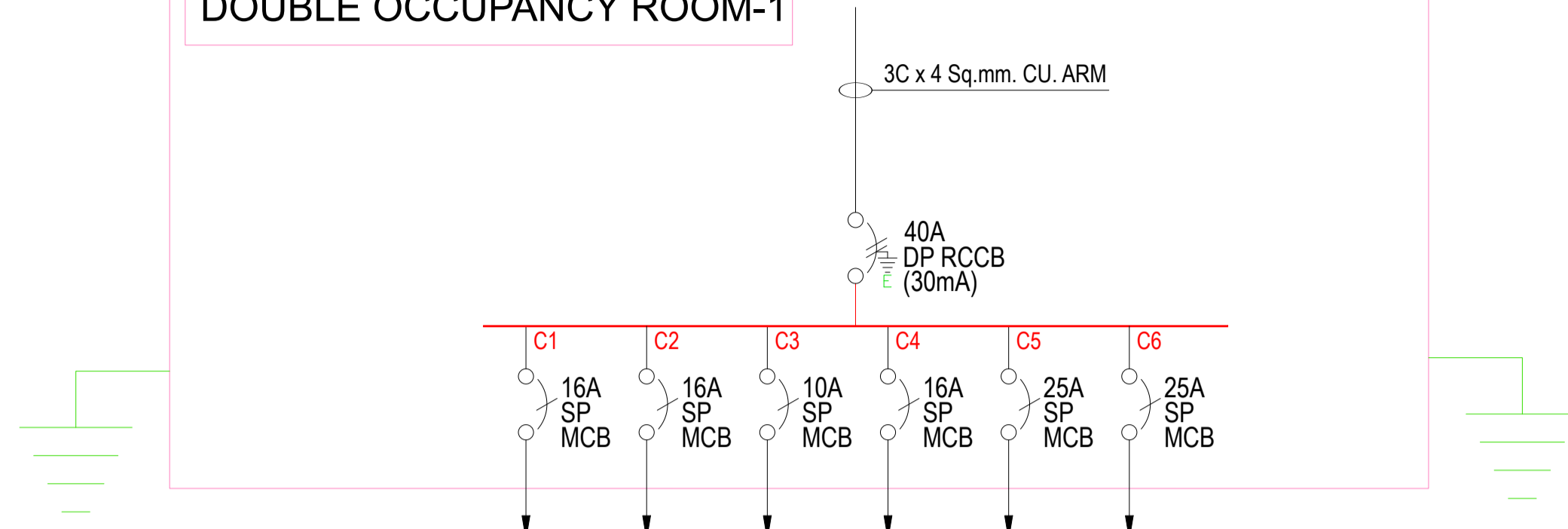
PROJECT TITLE :
PROPOSED REDEVELOPMENT (GIRL'S HOSTEL) OF PLOT NO. 224 (C.S. NO. 2028/10, MATUNGA(E), MUMBAI - 400019 (F/N WARD).

DWG. TITLE :
3RD, 5TH, 9TH, 11TH, 13TH, 15TH, 17TH, 19TH LIGHTING & POWER LAYOUT

DRN. BY	PJ	CHKD BY	P.G	VERIFIED BY	R.Y
JOB NO.	SCALE		DATE		
23058	NTS		21-08-2023		
DRG NO.	SIZE	SHEET DETAILS	REV.		
ME/PELE/TD/001H	A1	8 OF 14	R4		

SPNDB-1
8 WAY SPNDB
DOUBLE OCCUPANCY ROOM-1

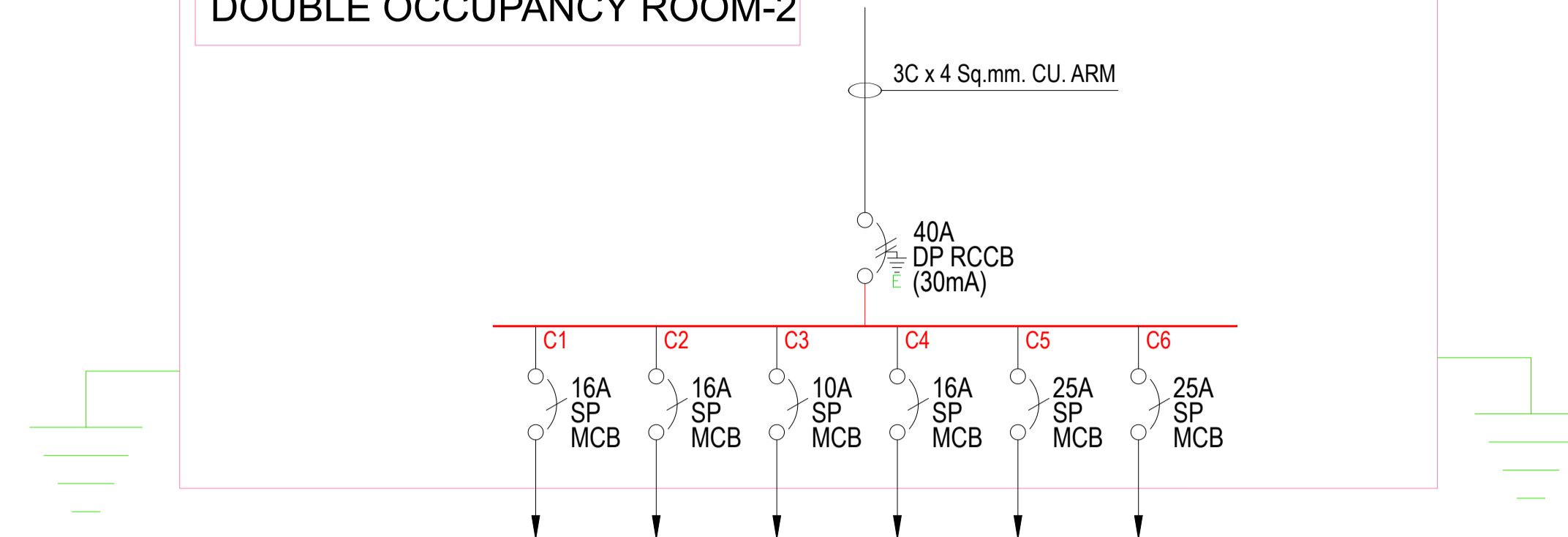
C.L : 5.18 kW
M.D : 4.15 kW



SYMBOL	WATT						
□	9W	7					SPARE
—	9W	8					
•	9W		2				
—	9W		1				
•	12W	6					
⊕	10W		1				
⊞	60W		1				
⊞	80W	1					
⊞	100W	1	4	1			
⊞	200W			1			
⊞	4000W					1	
TOTAL(W)		387 W	400 W	197 W	200 W	4000 W	

SPNDB-2
8 WAY SPNDB
DOUBLE OCCUPANCY ROOM-2

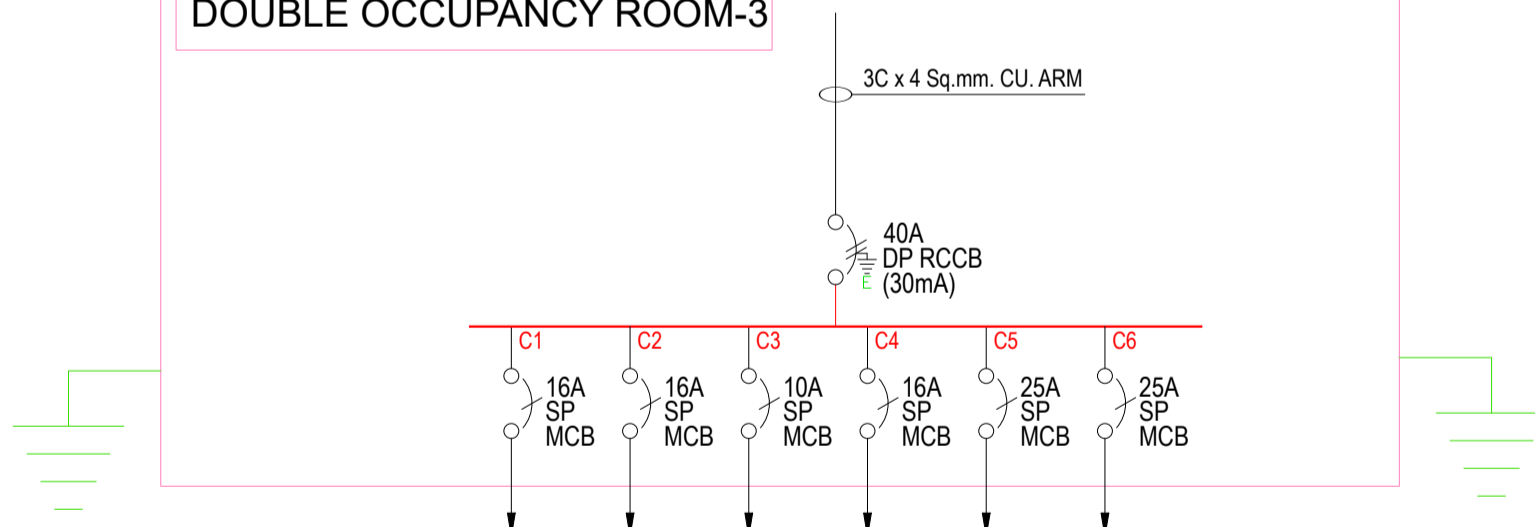
C.L : 5.18 kW
M.D : 4.15 kW



SYMBOL	WATT						
□	9W	7					SPARE
—	9W	8					
•	9W		2				
—	9W		1				
•	12W	6					
⊕	10W		1				
⊞	60W		1				
⊞	80W	1					
⊞	100W	1	4	1			
⊞	200W			1			
⊞	4000W					1	
TOTAL(W)		387 W	400 W	197 W	200 W	4000 W	

SPNDB-3
8 WAY SPNDB
DOUBLE OCCUPANCY ROOM-3

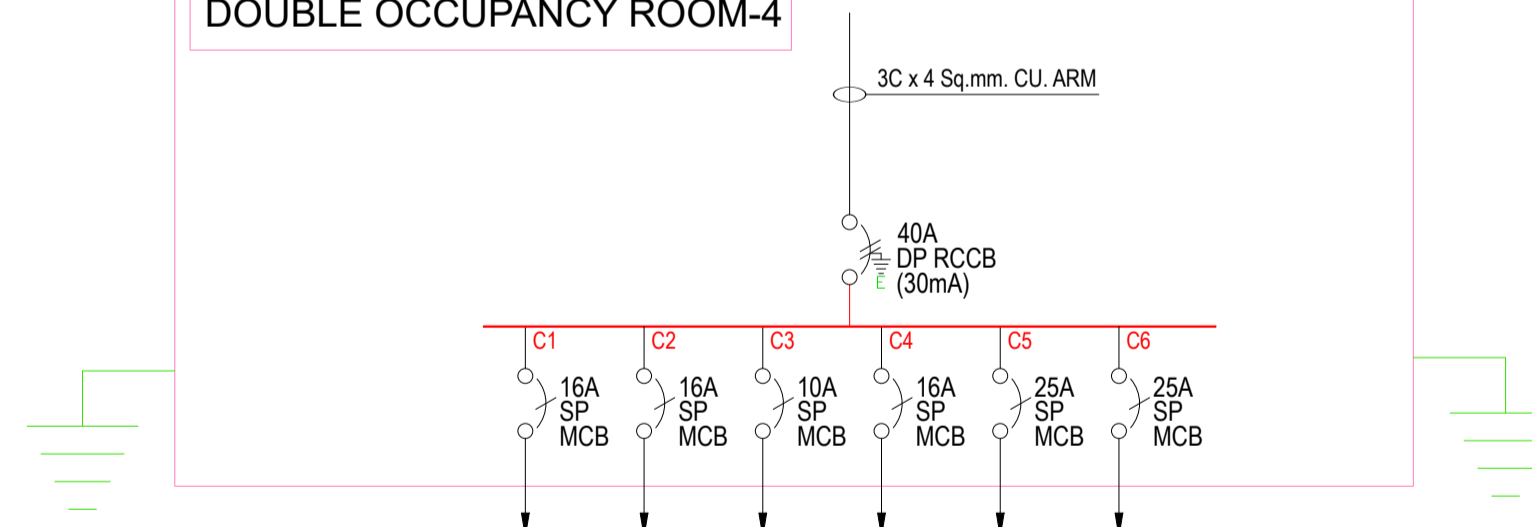
C.L : 5.18 kW
M.D : 4.15 kW



SYMBOL	WATT						
□	9W	7					SPARE
—	9W	8					
•	9W		2				
—	9W		1				
•	12W	6					
⊕	10W		1				
⊞	60W		1				
⊞	80W	1					
⊞	100W	1	4	1			
⊞	200W			1			
⊞	4000W					1	
TOTAL(W)		387 W	400 W	197 W	200 W	4000 W	

SPNDB-4
8 WAY SPNDB
DOUBLE OCCUPANCY ROOM-4

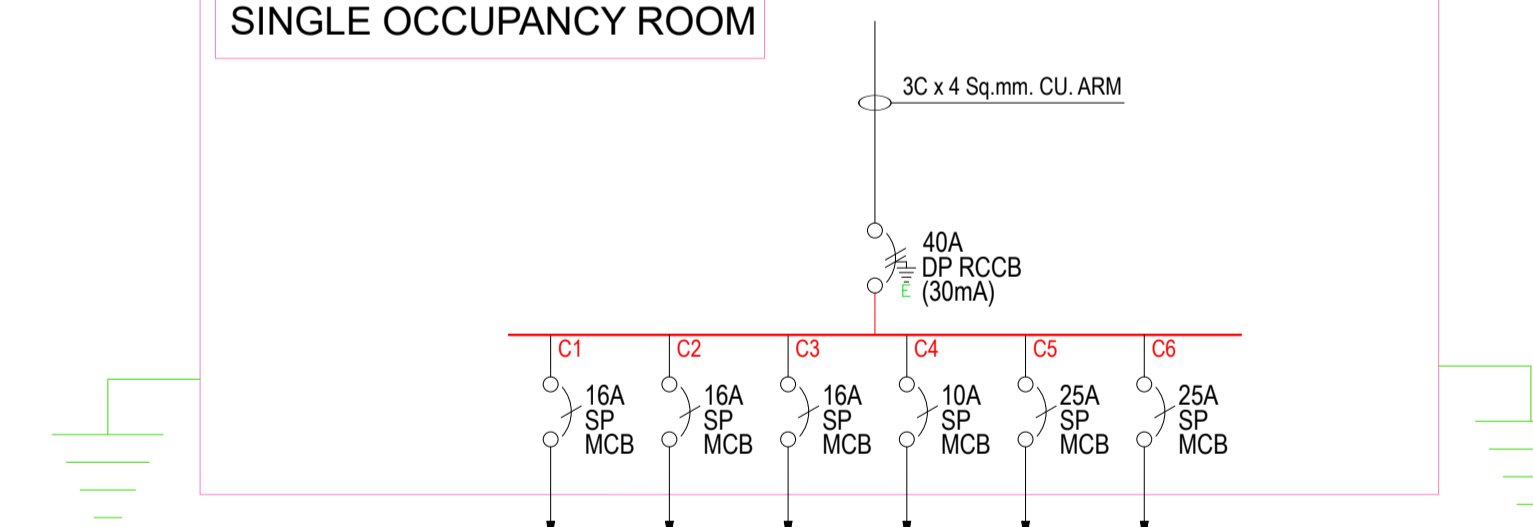
C.L : 5.18 kW
M.D : 4.15 kW



SYMBOL	WATT						
□	9W	7					SPARE
—	9W	8					
•	9W		2				
—	9W		1				
•	12W	6					
⊕	10W		1				
⊞	60W		1				
⊞	80W	1					
⊞	100W	1	4	1			
⊞	200W			1			
⊞	4000W					1	
TOTAL(W)		387 W	400 W	197 W	200 W	4000 W	

SPNDB-5
8 WAY SPNDB
SINGLE OCCUPANCY ROOM

C.L : 5.13 kW
M.D : 4.09 kW



SYMBOL	WATT						
□	9W	7					SPARE
—	9W	4					
•	9W			2			
—	9W			1			
•	12W	4					
⊕	10W			1			
⊞	60W			1			
⊞	80W	1					
⊞	100W	1	4	1			
⊞	200W			1			
⊞	4000W					1	
TOTAL(W)		327 W	400 W	200 W	197 W	4000 W	

NOTES :
1. ALL DIMENSIONS ARE IN MM UNLESS OTHERWISE SHOWN.
2. DRAWING SHOULD NOT BE SCALED.

REFERENCE DRAWINGS:

RELEASED FOR	CONTROLLED COPY STAMP
<input type="checkbox"/> APPROVAL/REVIEW	
<input type="checkbox"/> REFERENCE	
<input checked="" type="checkbox"/> TENDER	
<input type="checkbox"/> PROCUREMENT	
<input type="checkbox"/> EXECUTION	
<input type="checkbox"/> AS BUILT	

GOOD FOR CONSTRUCTION

PROJECT MANAGER

REV. NO.	DETAILS	DRN BY	CHKD BY	VERIFIED BY	DATE
R0	FOR TENDER	P.G	S.R.P	R.Y	28.08.23
R1	FOR TENDER	P.G	S.R.P	R.Y	18.10.23
R2	FOR TENDER	P.G	S.R.P	R.Y	27.10.23
R3	FOR TENDER	P.J	P.G	R.Y	20.03.24
R4	FOR TENDER	P.J	P.G	R.Y	12.04.24

CLIENT :
M/S. SHIKSHAN PRASARAK MANDALI

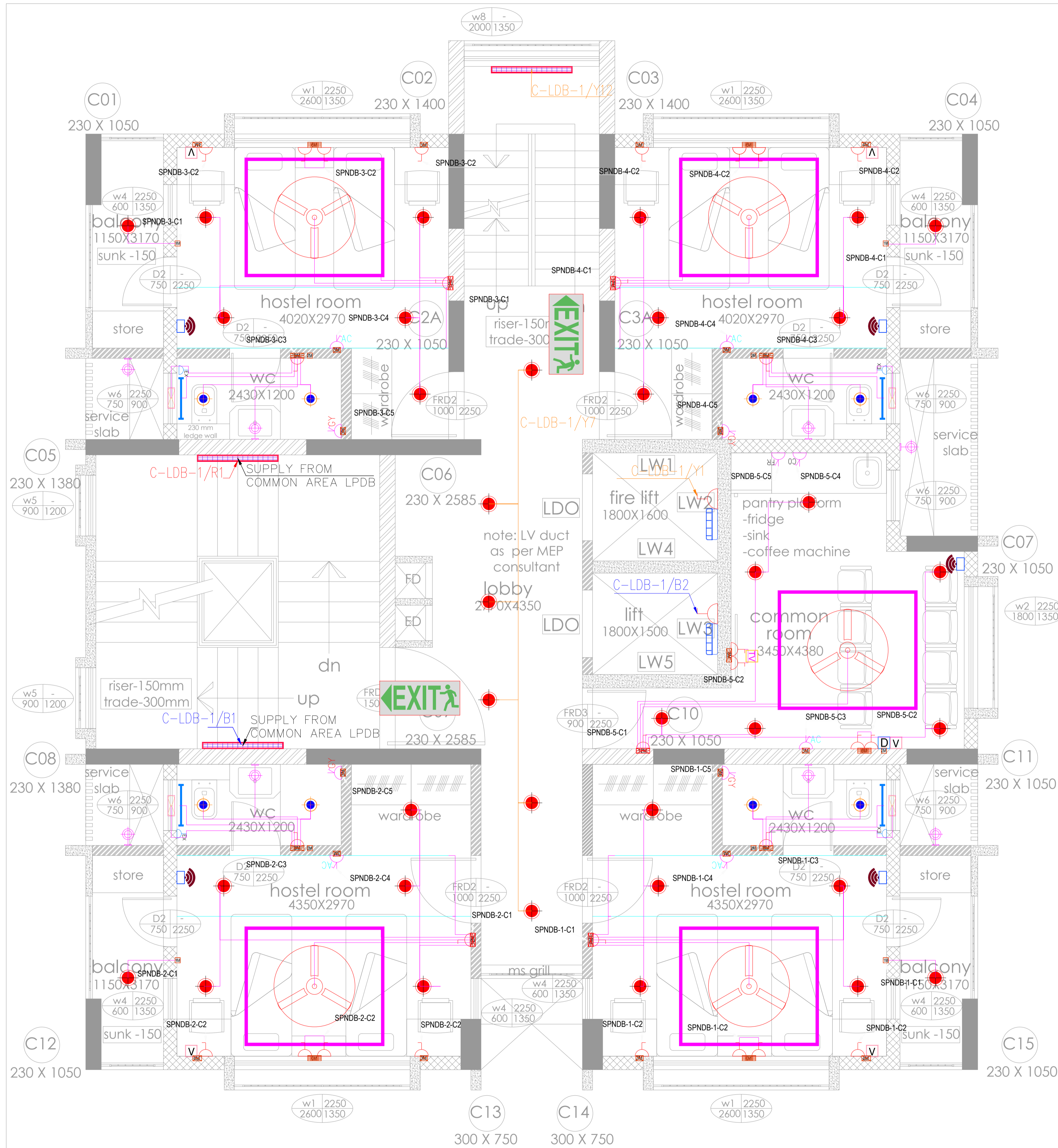
ARCHITECT :
ASSOCIATED ARCHITECTS
NO. 501, RAJNAG APART, 14TH ROAD,
CHEMBUR EAST, MUMBAI - 400071.

CONSULTANT :
STRUCTWEL DESIGNERS & CONSULTANTS PVT. LTD
STRUCTWEL, PLOT NO-15, SECTOR-24, OFF.
SIKHARVEI, HIGHWAY TURBHE, NAVI MUMBAI
- 400 705.
PHONE : 2784 1010 (7 LINES)
FAX : 91-22-2784 1007

PROJECT TITLE :
PROPOSED REDEVELOPMENT (GIRL'S HOSTEL) OF
PLOT NO. 224 (C.S. NO. 2028/10, MATUNGA(E),
MUMBAI - 400017 (F/N WARD).

DWG. TITLE :
ODD FLOOR
DB SLD

DRN BY	P.J	CHKD BY	P.G	VERIFIED BY	R.Y
JOB NO.	SCALE		DATE		
23058	NTS		28-08-2023		
DRG NO.	SIZE	SHEET DETAILS		REV.	
MEPELETD0011	A1	9 OF 14		R4	



SYMBOLS :	DESCRIPTION
	EXIT ROUTE - LEFT SIDE
	EXIT ROUTE - RIGHT SIDE

SYMBOL	DESCRIPTION
	12W LED DOWNLIGHT
	20W LED TUBE LIGHT
	LIFT BULKHEAD LIGHT
	16A POWER POINT
	PROFILE LIGHT
	COVE LIGHT
	9W LED DOWN LIGHT
	WALL LIGHT POINT
	TOILET LIGHT
	CEILING FAN 1200MM
	CEILING FAN 1050MM
	CEILING FAN 600MM
	EXHAUST FAN
	EXHAUST POINT
	DATA POINT
	VOICE POINT
	TV POINT
	6A POWER POINT
	AC POINT
	CHIMNEY POINT
	AQUAGUARD POINT
	MIXER POINT
	WASHING MACHINE POINT
	FRIDGE POINT
	GEYSER POINT
	LV DISTRIBUTION BOARD
	ELEC. DISTRIBUTION BOARD
	COFFEE MAKER POINT

NOTES :
 1. ALL DIMENSIONS ARE IN MM UNLESS OTHERWISE SHOWN.
 2. DRAWING SHOULD NOT BE SCALED.

REFERENCE DRAWINGS:

RELEASED FOR	CONTROLLED COPY STAMP
<input type="checkbox"/> APPROVAL/REVIEW	
<input type="checkbox"/> REFERENCE	
<input checked="" type="checkbox"/> TENDER	
<input type="checkbox"/> PROCUREMENT	
<input type="checkbox"/> EXECUTION	
<input type="checkbox"/> AS BUILT	

GOOD FOR CONSTRUCTION

PROJECT MANAGER

REVISIONS:

REV. NO.	DETAILS	DRN	CHKD	VERIFIED	DATE
R0	FOR TENDER	PJ	S.R.P	R.Y	21.08.23
R1	FOR TENDER	PJ	S.R.P	R.Y	18.10.23
R2	FOR TENDER	PJ	S.R.P	R.Y	27.10.23
R3	FOR TENDER	P.J	P.G	R.Y	20.03.24
R4	FOR TENDER	P.J	P.G	R.Y	12.04.24

CLIENT :

M/S. SHIKSHAN PRASARAK MANDALI

ARCHITECT :

ASSOCIATED ARCHITECTS
 NO. 501, RAJINAG APART, 14TH ROAD,
 CHEMBUR EAST, MUMBAI - 400071.

CONSULTANT :

STRUCTURAL DESIGNERS & CONSULTANTS PVT. LTD
 STRUCTURAL PLOT NO-15, SECTOR-24 OFF
 SON PAVEL HIGHWAY, TURBHE, NAVI MUMBAI
 - 400 705.
 PHONE: 2784 1010 (7 LINES)
 FAX: 91-22-2784 1007

PROJECT TITLE :

PROPOSED REDEVELOPMENT (GIRL'S HOSTEL) OF
 PLOT NO. 224 (C.S. NO. 2028/10, MATUNGA(E),
 MUMBAI - 400019 (F/N WARD).

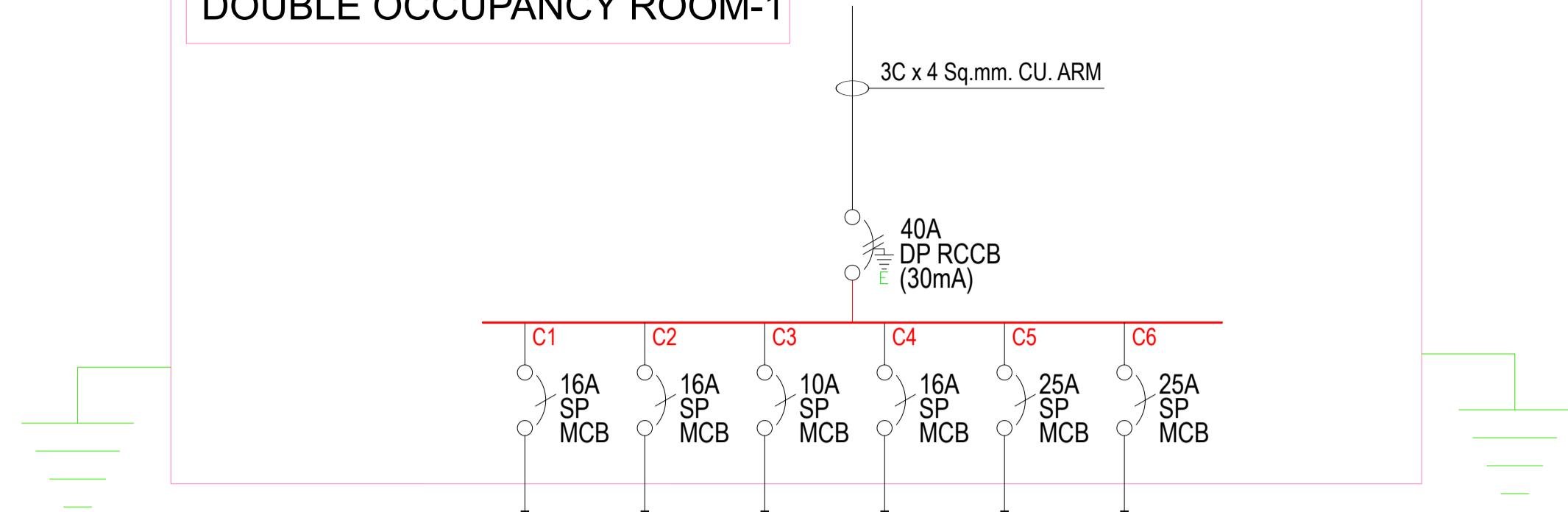
DWG. TITLE :

4TH,6TH,8TH,10TH,12TH,16TH,18TH,20TH
 LIGHTING & POWER LAYOUT

DRN.BY	PJ	CHKD	P.G	VERIFIED	R.Y
23058	NTS				21-08-2023
DRG NO.	SCALE	SIZE	SHEET DETAILS	REV.	
ME/PEL/TD001J	A1	10 OF 14	R4		

SPNDB-1
8 WAY SPNDB
DOUBLE OCCUPANCY ROOM-1

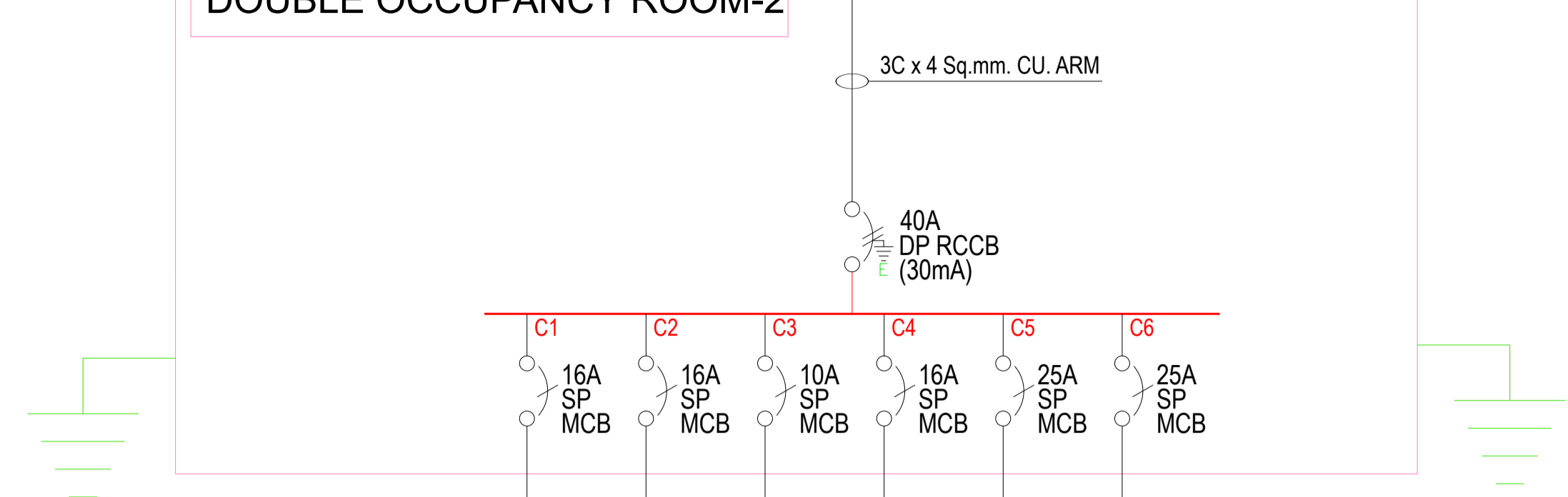
C.L : 5.18 kW
M.D : 4.15 kW



SYMBOL	WATT						
□	9W	7					SPARE
—	9W	8					
•	9W		2				
—	9W		1				
•	12W	6					
⊕	10W		1				
⊞	60W		1				
⊗	80W	1					
⊕	100W	1	4	1			
⊗	200W			1			
⊗	4000W				1		
TOTAL(W)		387 W	400 W	197 W	200 W	4000 W	

SPNDB-2
8 WAY SPNDB
DOUBLE OCCUPANCY ROOM-2

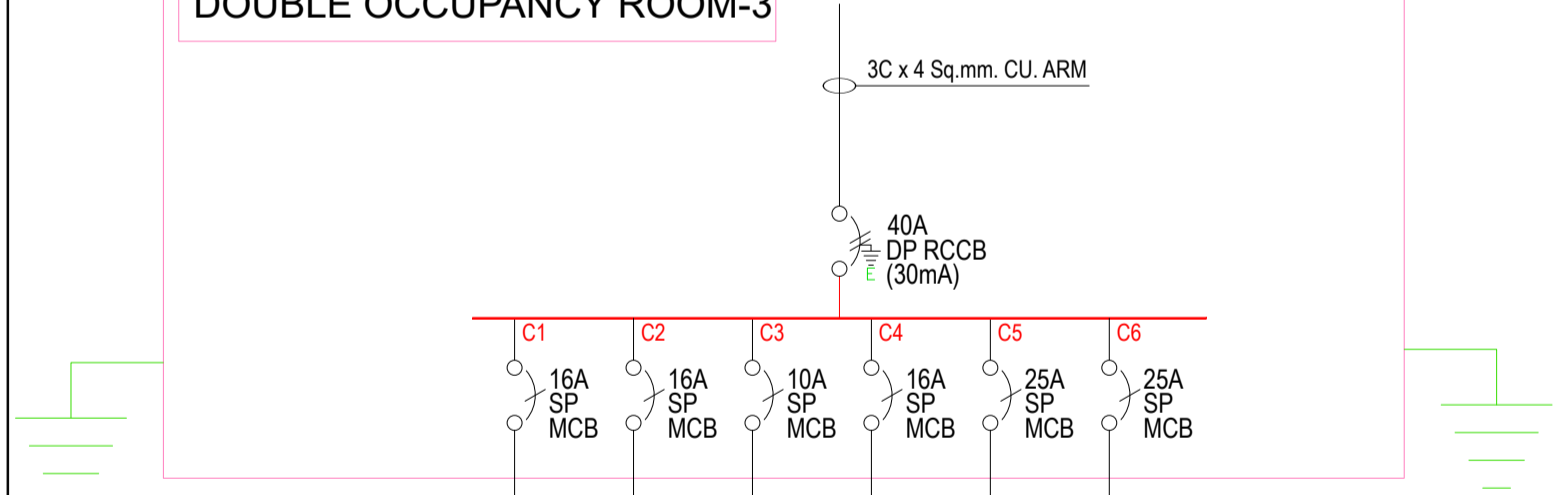
C.L : 5.18 kW
M.D : 4.15 kW



SYMBOL	WATT						
□	9W	7					SPARE
—	9W	8					
•	9W		2				
—	9W		1				
•	12W	6					
⊕	10W		1				
⊞	60W		1				
⊗	80W	1					
⊕	100W	1	4	1			
⊗	200W			1			
⊗	4000W				1		
TOTAL(W)		387 W	400 W	197 W	200 W	4000 W	

SPNDB-3
8 WAY SPNDB
DOUBLE OCCUPANCY ROOM-3

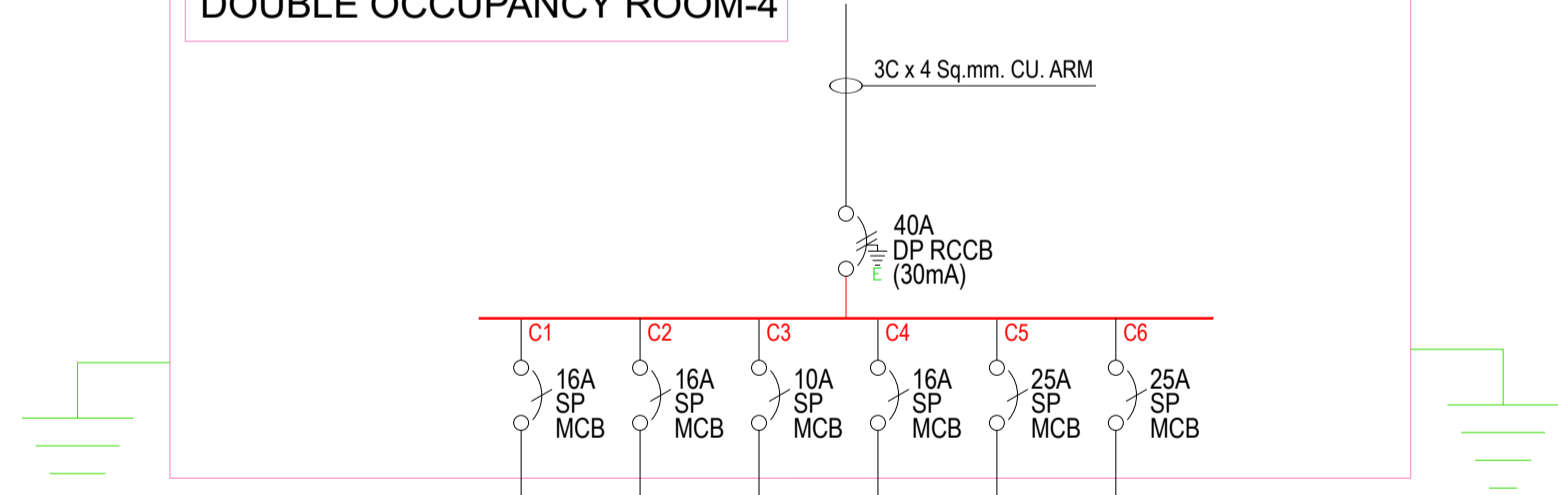
C.L : 5.18 kW
M.D : 4.15 kW



SYMBOL	WATT						
□	9W	7					SPARE
—	9W	8					
•	9W		2				
—	9W		1				
•	12W	6					
⊕	10W		1				
⊞	60W		1				
⊗	80W	1					
⊕	100W	1	4	1			
⊗	200W			1			
⊗	4000W				1		
TOTAL(W)		387 W	400 W	197 W	200 W	4000 W	

SPNDB-4
8 WAY SPNDB
DOUBLE OCCUPANCY ROOM-4

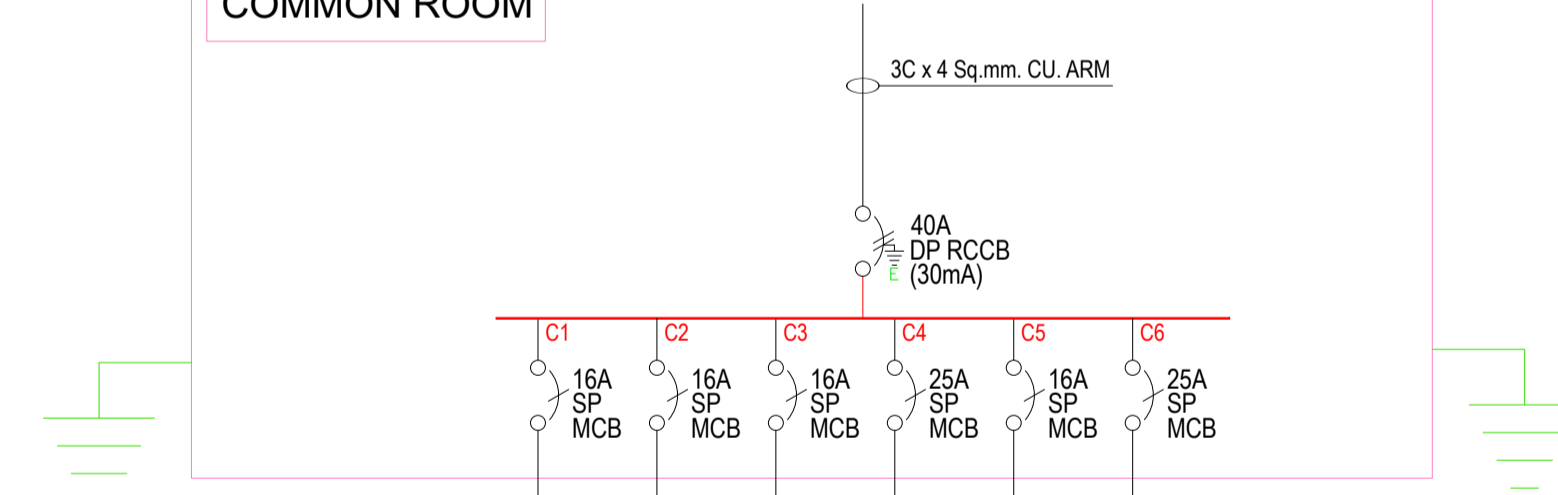
C.L : 5.18 kW
M.D : 4.15 kW



SYMBOL	WATT						
□	9W	7					SPARE
—	9W	8					
•	9W		2				
—	9W		1				
•	12W	6					
⊕	10W		1				
⊞	60W		1				
⊗	80W	1					
⊕	100W	1	4	1			
⊗	200W			1			
⊗	4000W				1		
TOTAL(W)		387 W	400 W	197 W	200 W	4000 W	

SPNDB-5
8 WAY SPNDB
COMMON ROOM

C.L : 3.17 kW
M.D : 2.53 kW



SYMBOL	WATT						
□	9W	7					SPARE
—	9W	8					
•	9W		2				
—	9W		1				
•	12W	6					
⊕	10W		1				
⊞	60W		1				
⊗	80W	1					
⊕	100W	1	4	1			
⊗	200W			1			
⊗	2000W				1		
TOTAL(W)		315W	400W	200W	2000W	250W	

NOTES :
1. ALL DIMENSIONS ARE IN MM UNLESS OTHERWISE SHOWN.
2. DRAWING SHOULD NOT BE SCALED.

REFERENCE DRAWINGS:

RELEASED FOR

- APPROVAL/REVIEW
- REFERENCE
- TENDER
- PROCUREMENT
- EXECUTION
- AS BUILT

CONTROLLED COPY STAMP

GOOD FOR CONSTRUCTION

PROJECT MANAGER

REVISIONS:

REV. NO.	DETAILS	DRN BY	CHKD BY	VERIFIED BY	DATE
R0	FOR TENDER	P.G	S.R.P	R.Y	28.08.23
R1	FOR TENDER	P.G	S.R.P	R.Y	18.10.23
R2	FOR TENDER	P.G	S.R.P	R.Y	27.10.23
R3	FOR TENDER	P.J	P.G	R.Y	20.03.24
R4	FOR TENDER	P.J	P.G	R.Y	12.04.24

CLIENT :

M/S. SHIKSHAN PRASARAK MANDALI

ARCHITECT :

ASSOCIATED ARCHITECTS
NO. 501, RAJNAG APART, 14TH ROAD,
CHEMBUR EAST, MUMBAI - 400071.

CONSULTANT :

STRUCTWEL DESIGNERS & CONSULTANTS PVT. LTD
STRUCTWEL PLOT NO-15, SECTOR-24, OFF. SCIN PAVEL, HIGHWAY TURBHE, NAVI MUMBAI - 400 705.
PHONE : 2784 1010 (7 LINES)
FAX : 91-22-2784 1007

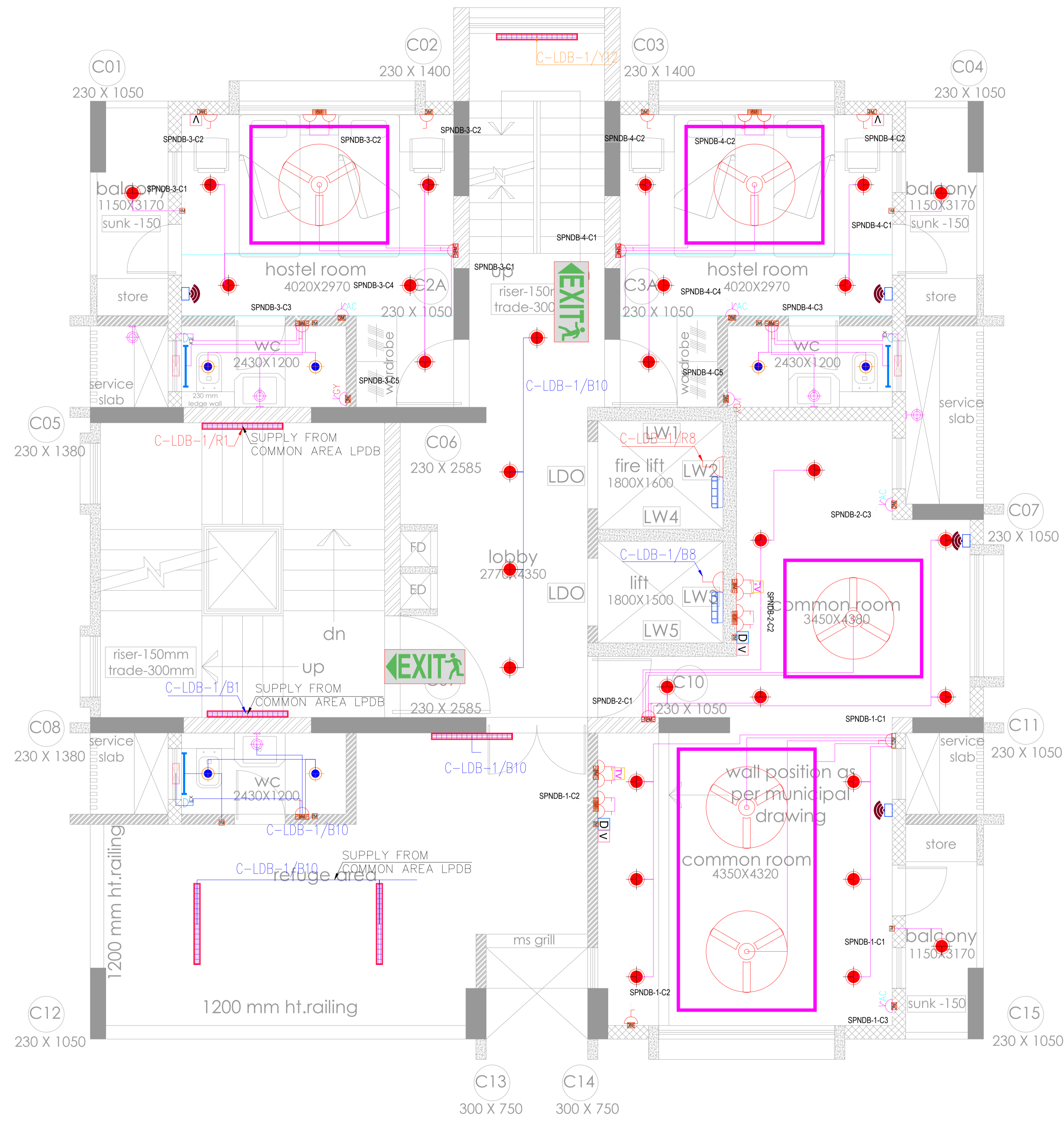
PROJECT TITLE :

PROPOSED REDEVELOPMENT (GIRL'S HOSTEL) OF PLOT NO. 224 (C.S. NO. 2028/10, MATUNGA(E), MUMBAI - 400017 (F/N WARD).

DWG. TITLE :

EVEN FLOOR
DB SLD

DRN BY	P.J	CHKD BY	P.G	VERIFIED BY	R.Y
JOB NO.	23058	SCALE	NTS	DATE	28-08-2023
DRG NO.	MEP/ELE/TD/001K	SIZE	A1	SHEET DETAILS	REV. R4



refuge floor plan
7th floor, 14th floor

SYMBOLS :	DESCRIPTION
	EXIT ROUTE - LEFT SIDE
	EXIT ROUTE - RIGHT SIDE

SYMBOL	DESCRIPTION
	12W LED DOWNLIGHT
	20W LED TUBE LIGHT
	LIFT BULKHEAD LIGHT
	16A POWER POINT
	PROFILE LIGHT
	COVE LIGHT
	9W LED DOWN LIGHT
	WALL LIGHT POINT
	TOILET LIGHT
	CEILING FAN 1200MM
	CEILING FAN 1050MM
	CEILING FAN 600MM
	EXHAUST FAN
	EXHAUST POINT
	DATA POINT
	VOICE POINT
	TV POINT
	6A POWER POINT
	AC POINT
	CHIMNEY POINT
	AQUAGUARD POINT
	MIXER POINT
	WASHING MACHINE POINT
	FRIDGE POINT
	GEYSER POINT
	ELEC. DISTRIBUTION BOARD
	ELEC. DISTRIBUTION BOARD
	COFFEE MAKER POINT

NOTES :
1. ALL DIMENSIONS ARE IN MM UNLESS OTHERWISE SHOWN.
2. DRAWING SHOULD NOT BE SCALED.

REFERENCE DRAWINGS:

RELEASED FOR	CONTROLLED COPY STAMP
<input type="checkbox"/> APPROVAL/REVIEW	
<input type="checkbox"/> REFERENCE	
<input checked="" type="checkbox"/> TENDER	
<input type="checkbox"/> PROCUREMENT	
<input type="checkbox"/> EXECUTION	
<input type="checkbox"/> AS BUILT	

GOOD FOR CONSTRUCTION

PROJECT MANAGER

REV. NO.	DETAILS	DRN BY	CHKD BY	VERIFIED BY	DATE
R0	FOR TENDER	PJ	S.R.P	R.Y	21.08.23
R1	FOR TENDER	PJ	S.R.P	R.Y	18.10.23
R2	FOR TENDER	PJ	S.R.P	R.Y	27.10.23
R3	FOR TENDER	P.J	P.G	R.Y	20.03.24
R4	FOR TENDER	P.J	P.G	R.Y	12.04.24

CLIENT :
M/S. SHIKSHAN PRASARAK MANDALI

ARCHITECT : ASSOCIATED ARCHITECTS
NO. 501, RAJMAQ APART, 14TH ROAD,
CHEMBUR EAST, MUMBAI - 400071.

CONSULTANT : STRUCTURAL DESIGNERS & CONSULTANTS PVT. LTD
STRUCTURAL PLOT NO-15, SECTOR-24 OFF
SON PAVEL HIGHWAY, TURBHE, NAVI MUMBAI
- 400 705.
PHONE : 2784 1010 (7 LINES)
FAX : 91-22-2784 1007

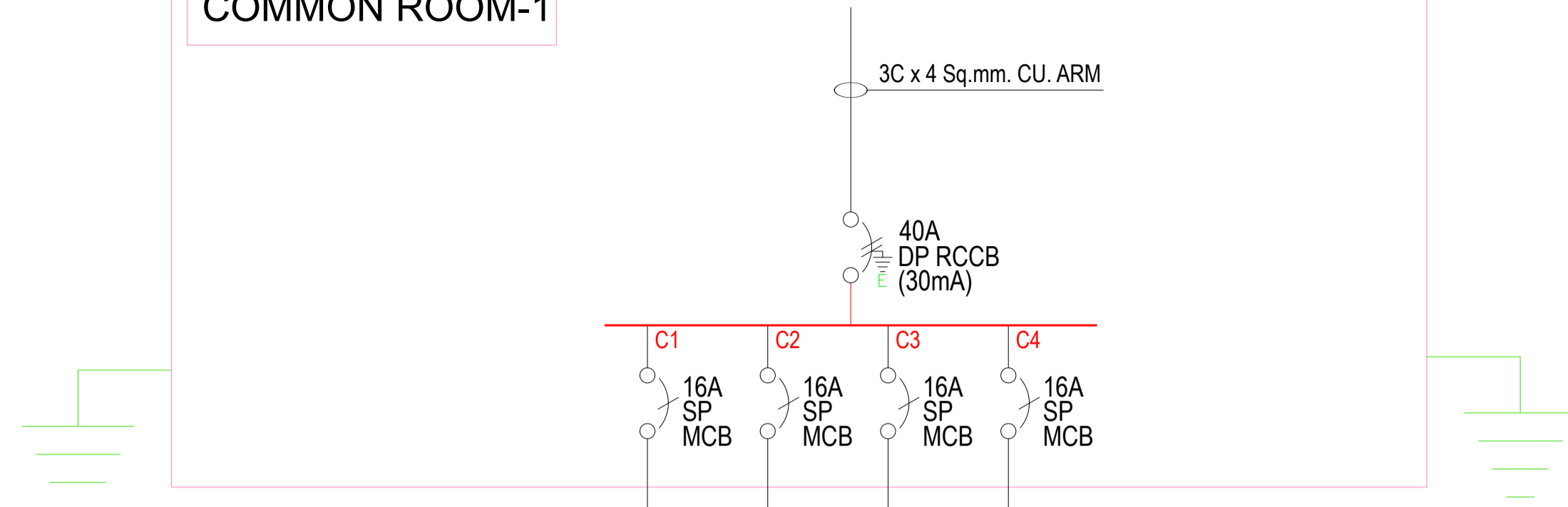
PROJECT TITLE : PROPOSED REDEVELOPMENT (GIRL'S HOSTEL) OF PLOT NO. 224 (C.S. NO. 2028/10, MATUNGA(E), MUMBAI - 400019 (E/N WARD).

DWG. TITLE : 7TH FLOOR, 14TH FLOOR LIGHTING & POWER LAYOUT

DRN. BY	PJ	CHKD BY	P.G	VERIFIED BY	R.Y
23058	NTS				21-08-2023
DRG NO.	SCALE	SIZE	SHEET DETAILS	REV.	
ME/PE/ETD/001L	A1	12 OF 14	R4		

SPNDB-1
6 WAY SPNDB
COMMON ROOM-1

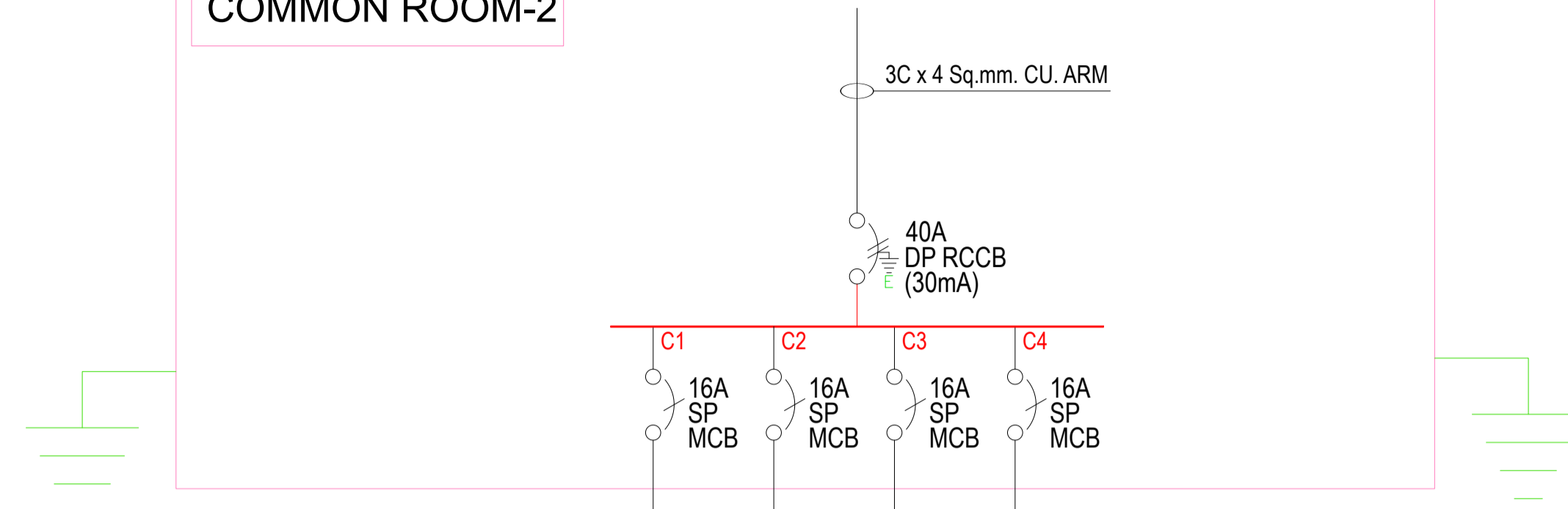
C.L : 1.15 kW
M.D : 0.92 kW



SYMBOL	WATT				
	9W	12			
	9W				
	12W	7			
	80W	2			
	100W	1	5		
	200W			1	
	250W				
	2000W				
TOTAL(W)		452W	500W	200W	SPARE

SPNDB-2
6 WAY SPNDB
COMMON ROOM-2

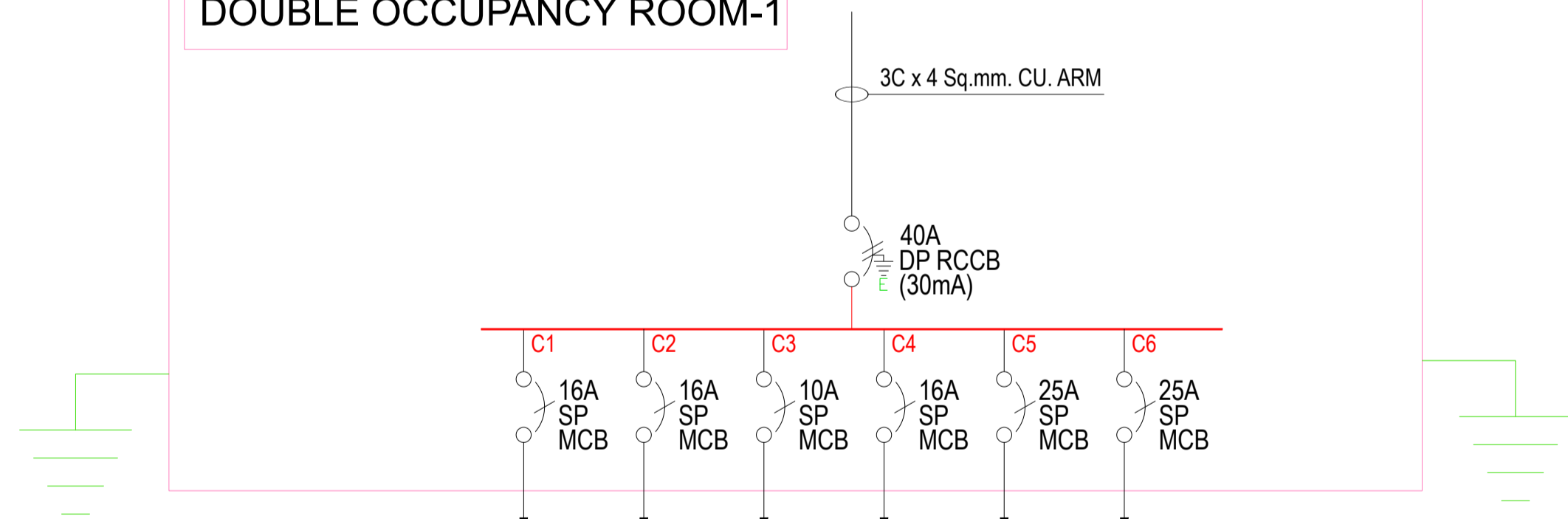
C.L : 0.92 kW
M.D : 0.73 kW



SYMBOL	WATT				
	9W	7			
	9W				
	12W	6			
	80W	1			
	100W	1	4		
	200W			1	
	250W				
	2000W				
TOTAL(W)		315W	400W	200W	SPARE

SPNDB-3
8 WAY SPNDB
DOUBLE OCCUPANCY ROOM-1

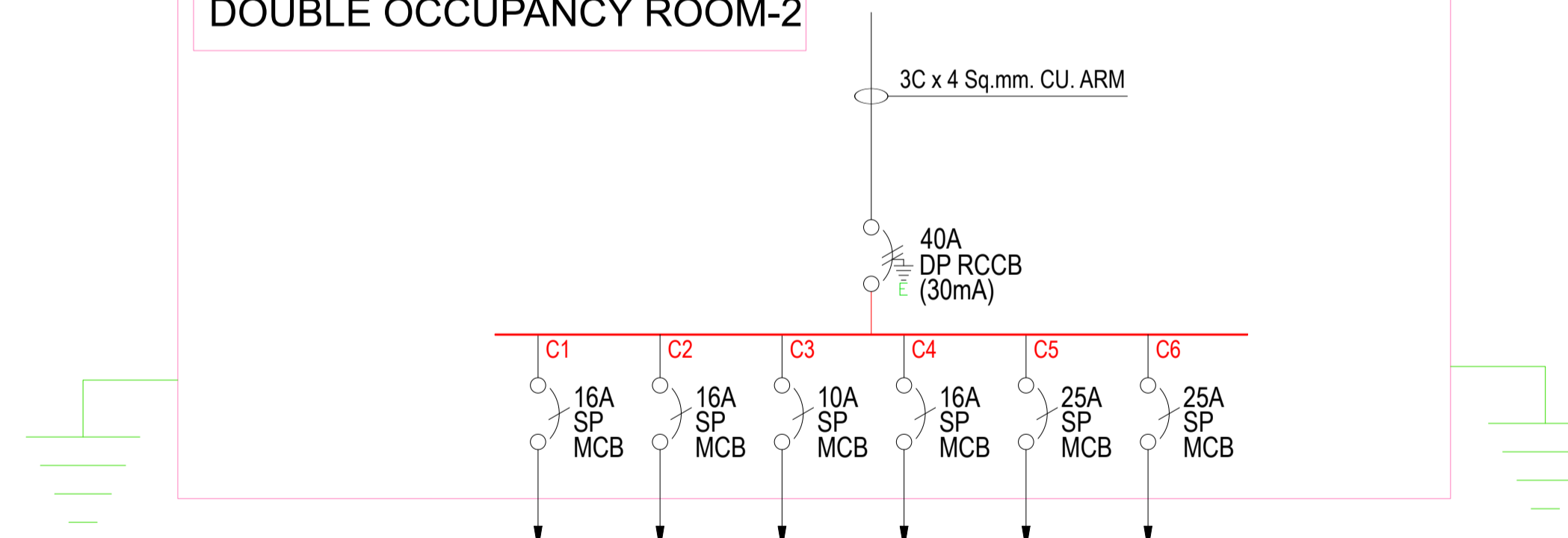
C.L : 5.18 kW
M.D : 4.15 kW



SYMBOL	WATT						
	9W	7					
	9W	8					
	9W			2			
	9W			1			
	12W	6					
	10W			1			
	60W			1			
	80W	1					
	100W	1	4	1			
	200W				1		
	4000W						1
TOTAL(W)		387 W	400 W	197 W	200 W	4000 W	SPARE

SPNDB-4
8 WAY SPNDB
DOUBLE OCCUPANCY ROOM-2

C.L : 5.18 kW
M.D : 4.15 kW



SYMBOL	WATT						
	9W	7					
	9W	8					
	9W			2			
	9W			1			
	12W	6					
	10W			1			
	60W			1			
	80W	1					
	100W	1	4	1			
	200W				1		
	4000W						1
TOTAL(W)		387 W	400 W	197 W	200 W	4000 W	SPARE

NOTES :
1. ALL DIMENSIONS ARE IN MM UNLESS OTHERWISE SHOWN.
2. DRAWING SHOULD NOT BE SCALED.

REFERENCE DRAWINGS:

RELEASED FOR	CONTROLLED COPY STAMP
<input type="checkbox"/> APPROVAL/REVIEW	
<input type="checkbox"/> REFERENCE	
<input checked="" type="checkbox"/> TENDER	
<input type="checkbox"/> PROCUREMENT	
<input type="checkbox"/> EXECUTION	
<input type="checkbox"/> AS BUILT	

GOOD FOR CONSTRUCTION

PROJECT MANAGER

REVISIONS:

REV. NO.	DETAILS	DRN BY	CHKD BY	VERIFIED BY	DATE
R0	FOR TENDER	P.G	S.R.P	R.Y	28.08.23
R1	FOR TENDER	P.G	S.R.P	R.Y	18.10.23
R2	FOR TENDER	P.G	S.R.P	R.Y	27.10.23
R3	FOR TENDER	P.J	P.G	R.Y	20.03.24
R4	FOR TENDER	P.J	P.G	R.Y	12.04.24

CLIENT :
M/S. SHIKSHAN PRASARAK MANDALI

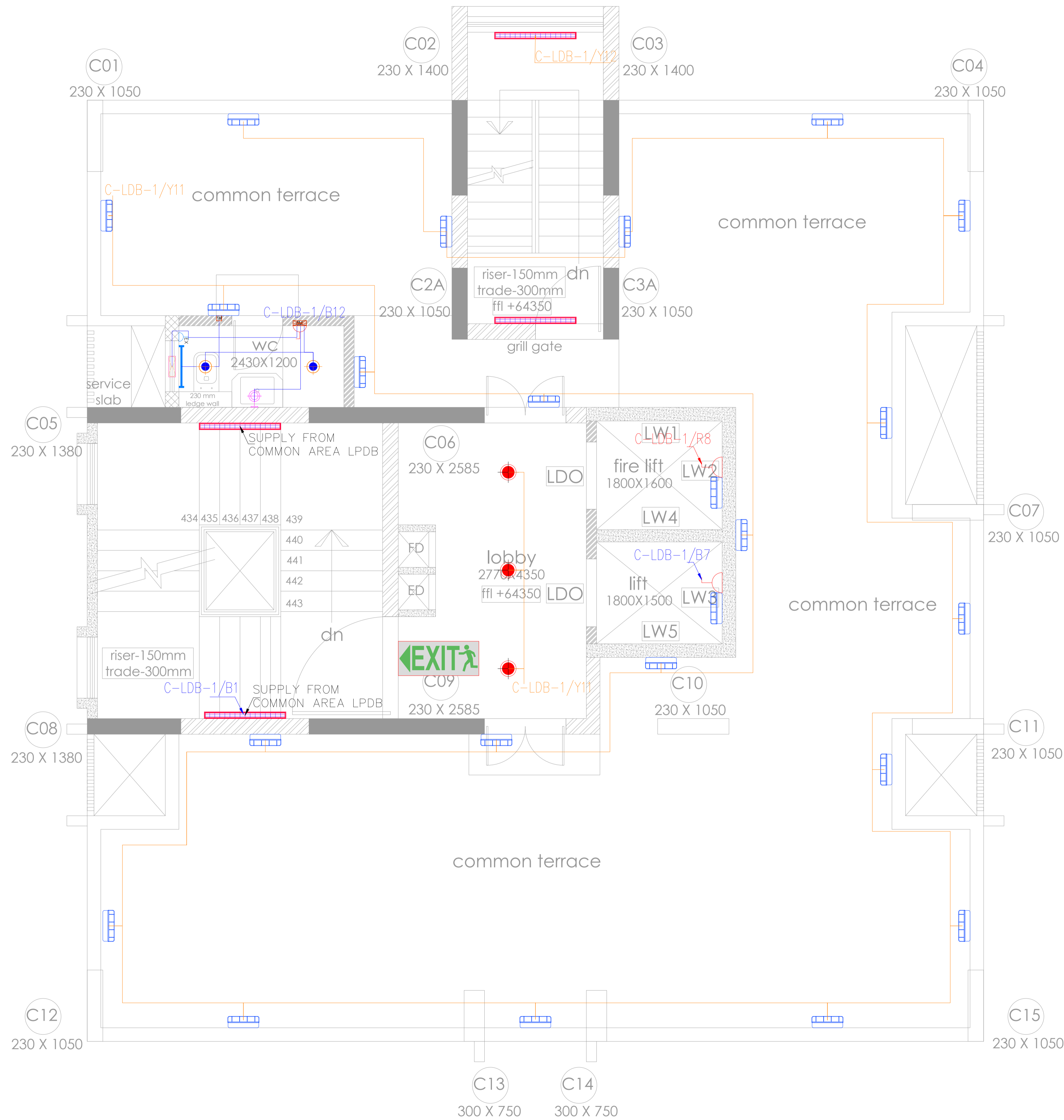
ARCHITECT :
ASSOCIATED ARCHITECTS
NO. 501, RAUNAQ APART, 14TH ROAD,
CHEMBUR EAST, MUMBAI - 400071.

CONSULTANT : STRUCTWEL DESIGNERS & CONSULTANTS PVT. LTD
STRUCTWEL, PLOT NO-15, SECTOR-24, OFF. SION FRAVEL HIGHWAY, TURBHE, NAVI, MUMBAI - 400 705.
PHONE : 2784 1010 (7 LINES)
FAX : 91-22-2784 1007

PROJECT TITLE :
PROPOSED REDEVELOPMENT (GIRL'S HOSTEL) OF PLOT NO. 224 (C.S. NO. 2028/10, MATUNGA(E), MUMBAI - 400017 (F/N WARD).

DWG. TITLE :
REFUGE (7TH & 14TH) FLOOR DB SLD

DRN BY	P.J	CHKD BY	P.G	VERIFIED BY	R.Y
JOB NO.	SCALE		DATE		
23058	NTS		28-08-2023		
DRG NO.	SIZE	SHEET DETAILS		REV.	
ME/PE/LE/TD/001M	A1	13 OF 14		R4	



SYMBOLS :	DESCRIPTION
	EXIT ROUTE - LEFT SIDE
	EXIT ROUTE - RIGHT SIDE

SYMBOL	DESCRIPTION
	12W LED DOWNLIGHT
	20W LED TUBE LIGHT
	LIFT BULKHEAD LIGHT
	16A POWER POINT
	PROFILE LIGHT
	COVE LIGHT
	9W LED DOWN LIGHT
	WALL LIGHT POINT
	TOILET LIGHT
	CEILING FAN 1200MM
	CEILING FAN 1050MM
	CEILING FAN 600MM
	EXHAUST FAN
	EXHAUST POINT
	DATA POINT
	VOICE POINT
	TV POINT
	6A POWER POINT
	AC POINT
	CHIMNEY POINT
	AQUAGUARD POINT
	MIXER POINT
	WASHING MACHINE POINT
	FRIDGE POINT
	GEYSER POINT
	LV DISTRIBUTION BOARD
	ELEC. DISTRIBUTION BOARD
	COFFEE MAKER POINT

NOTES :
 1. ALL DIMENSIONS ARE IN MM UNLESS OTHERWISE SHOWN.
 2. DRAWING SHOULD NOT BE SCALED.

REFERENCE DRAWINGS:

RELEASED FOR	CONTROLLED COPY STAMP
<input type="checkbox"/> APPROVAL/REVIEW	
<input type="checkbox"/> REFERENCE	
<input checked="" type="checkbox"/> TENDER	
<input type="checkbox"/> PROCUREMENT	
<input type="checkbox"/> EXECUTION	
<input type="checkbox"/> AS BUILT	

GOOD FOR CONSTRUCTION

PROJECT MANAGER

REVISIONS:

REV. NO.	DETAILS	DRN. BY	CHKD. BY	VERIFIED BY	DATE
R0	FOR TENDER	P.G.	S.R.P.	R.Y.	21.08.23
R1	FOR TENDER	P.G.	S.R.P.	R.Y.	18.10.23
R2	FOR TENDER	P.G.	S.R.P.	R.Y.	27.10.23
R3	FOR TENDER	P.J.	P.G.	R.Y.	20.03.24
R4	FOR TENDER	P.J.	P.G.	R.Y.	12.04.24

CLIENT :

M/S. SHIKSHAN PRASARAK MANDALI

ARCHITECT :

ASSOCIATED ARCHITECTS
 NO. 501, RAJNAG APART, 14TH ROAD,
 CHEMBUR EAST, MUMBAI - 400071.

CONSULTANT :

STRUCTWEL DESIGNERS & CONSULTANTS PVT. LTD
 STRUCTWEL PLOT NO-15, SECTOR-24 OFF
 SON PAVEL HIGHWAY, TURBHE, NAVI MUMBAI
 - 400 705.
 PHONE: 2784 1010 (7 LINES)
 FAX: 91-22-2784 1007

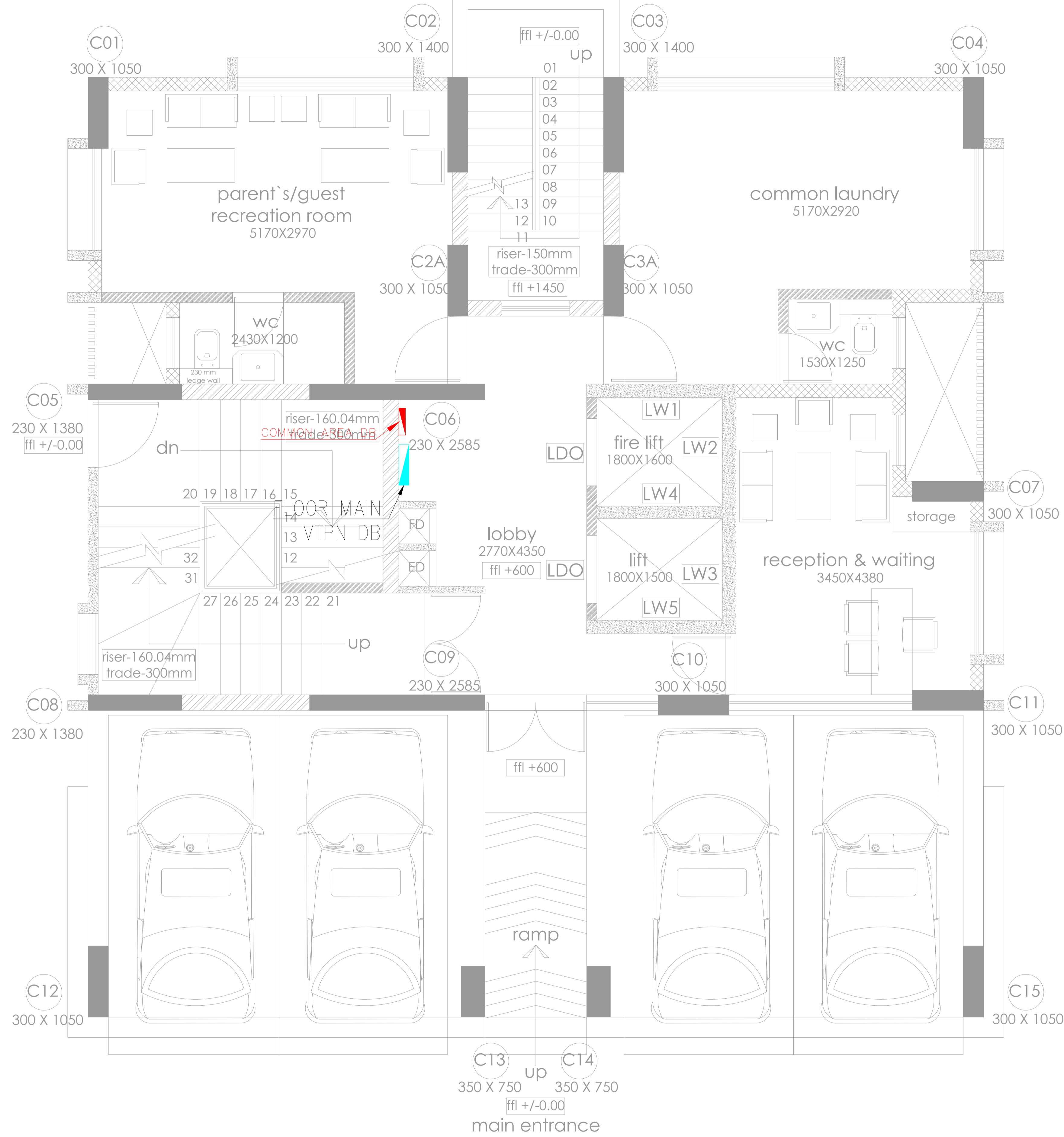
PROJECT TITLE :

PROPOSED REDEVELOPMENT (GIRL'S HOSTEL) OF
 PLOT NO. 224 (C.S. NO. 2028/10, MATUNGA(E),
 MUMBAI - 400019 (F/N WARD).

DWG. TITLE :

TERRACE FLOOR
 LIGHTING & POWER LAYOUT

DRN. BY	P.J.	CHKD. BY	P.G.	VERIFIED BY	R.Y.
JOB NO.	SCALE	DATE			
23058	NTS	21-08-2023			
DRG NO.	SIZE	SHEET DETAILS	REV.		
ME/EL/ETD/001N	A1	14 OF 14	R4		



ground floor plan

LEGEND :-

SYMBOL	DESCRIPTION
	LV DISTRIBUTION BOARD
	DISTRIBUTION BOARD (TPN)
	DISTRIBUTION BOARD (SPN)

LEGEND :-

SYMBOL	DESCRIPTION
	32 MM CONDUIT (POWER)
	3 x 25 MM CONDUIT (ELV) T.V., TELEPHONE & DATA
	25MM CONDUIT SPARE (ELV)

NOTES :
 1. ALL DIMENSIONS ARE IN MM UNLESS OTHERWISE SHOWN.
 2. DRAWING SHOULD NOT BE SCALED.

REFERENCE DRAWINGS:

RELEASED FOR

<input type="checkbox"/>	APPROVAL/REVIEW	CONTROLLED COPY STAMP
<input type="checkbox"/>	REFERENCE	
<input checked="" type="checkbox"/>	TENDER	
<input type="checkbox"/>	PROCUREMENT	
<input type="checkbox"/>	EXECUTION	
<input type="checkbox"/>	AS BUILT	

GOOD FOR CONSTRUCTION

PROJECT MANAGER

REVISIONS:

REV. NO.	DETAILS	DRN BY	CHKD BY	VERIFIED BY	DATE
R0	FOR TENDER	P.G	S.R.P	R.Y	21.08.23
R1	FOR TENDER	P.G	S.R.P	R.Y	18.10.23
R2	FOR TENDER	P.G	S.R.P	R.Y	27.10.23
R3	FOR TENDER	P.J	P.G	R.Y	20.03.24

CLIENT :
 M/S. SHIKSHAN PRASARAK MANDALI

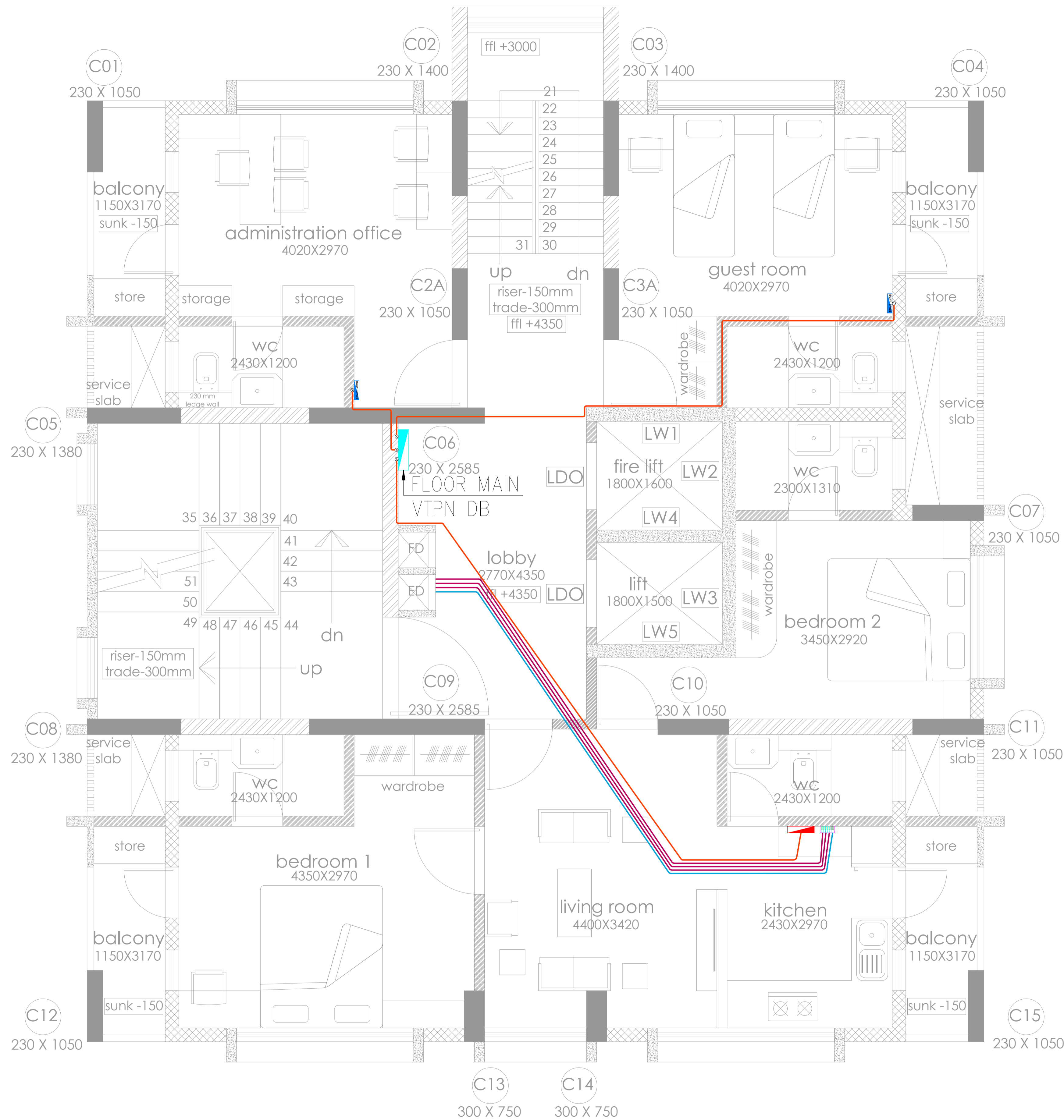
ARCHITECT :
 ASSOCIATED ARCHITECTS
 NO. 501, RAJNAG APART, 14TH ROAD,
 CHEMBUR EAST, MUMBAI - 400071.

CONSULTANT :
STRUCTURAL DESIGNERS & CONSULTANTS PVT. LTD
 STRUCTURAL PLOT NO-15, SECTOR-24 OFF,
 SON PAVEL HIGHWAY, TURBHE, NAVI, MUMBAI
 -400 705.
 PHONE: 2784 1010 (7 LINES)
 FAX: 91-22-2784 1007

PROJECT TITLE :
 PROPOSED REDEVELOPMENT (GIRL'S HOSTEL) OF
 PLOT NO. 224 (C.S. NO. 2028/10, MATUNGA(E),
 MUMBAI - 400019 (E/N WARD).

DWG. TITLE :
 GROUND FLOOR
 DB LOCATION

DRN.BY	P.J	CHKD BY	P.G	VERIFIED BY	R.Y
JOB NO.	SCALE	DATE			
23058	NTS	21-08-2023			
DRG NO.	SIZE	SHEET DETAILS	REV.		
MEP/ELE/TD/006A	A1	1 OF 6	R3		



first floor plan

LEGEND :-

SYMBOL	DESCRIPTION
	LV DISTRIBUTION BOARD
	DISTRIBUTION BOARD (TPN)
	DISTRIBUTION BOARD (SPN)

LEGEND :-

SYMBOL	DESCRIPTION
	32 MM CONDUIT (POWER)
	3 x 25 MM CONDUIT (ELV) T.V., TELEPHONE & DATA
	25MM CONDUIT SPARE (ELV)

NOTES :
 1. ALL DIMENSIONS ARE IN MM UNLESS OTHERWISE SHOWN.
 2. DRAWING SHOULD NOT BE SCALED.

REFERENCE DRAWINGS:

RELEASED FOR **CONTROLLED COPY STAMP**

<input type="checkbox"/>	APPROVAL/REVIEW
<input type="checkbox"/>	REFERENCE
<input checked="" type="checkbox"/>	TENDER
<input type="checkbox"/>	PROCUREMENT
<input type="checkbox"/>	EXECUTION
<input type="checkbox"/>	AS BUILT

GOOD FOR CONSTRUCTION

PROJECT MANAGER

REVISIONS:

REV. NO.	DETAILS	DRN BY	CHKD BY	VERIFIED BY	DATE
R0	FOR TENDER	P.G	S.R.P	R.Y	21.08.23
R1	FOR TENDER	P.G	S.R.P	R.Y	18.10.23
R2	FOR TENDER	P.G	S.R.P	R.Y	27.10.23
R3	FOR TENDER	P.J	P.G	R.Y	20.03.24

CLIENT :
M/S. SHIKSHAN PRASARAK MANDALI

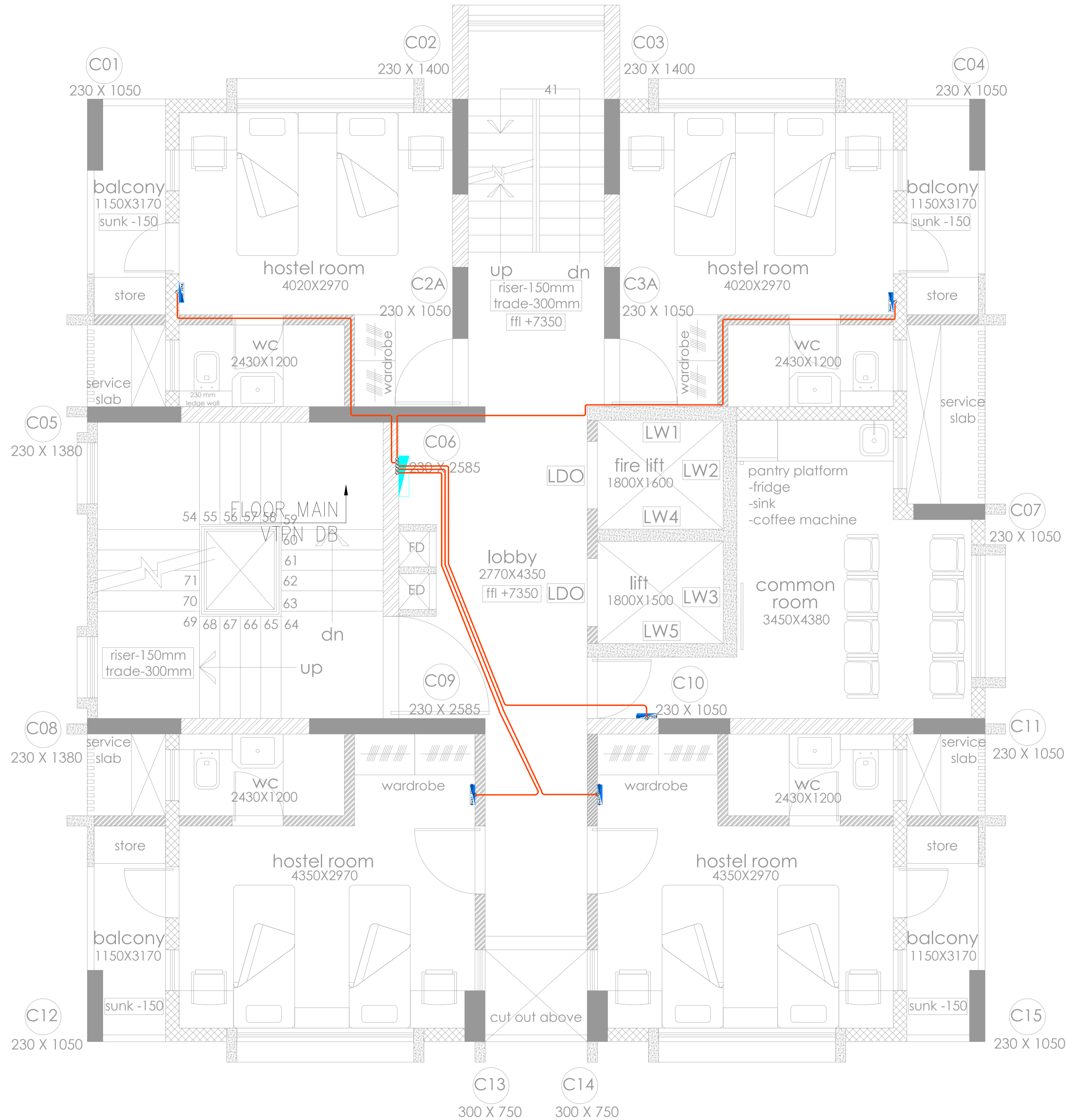
ARCHITECT : ASSOCIATED ARCHITECTS
 NO. 501, RAJMAJ APART, 14TH ROAD,
 CHEMBUR EAST, MUMBAI - 400071.

CONSULTANT : **STRUCTURAL DESIGNERS & CONSULTANTS PVT. LTD**
 STRUCTURAL PLOT NO-15, SECTOR-24 OFF
 SON PAVEL HIGHWAY, TURBHE, NAVI MUMBAI
 - 400 705.
 PHONE: 2784 1010 (7 LINES)
 FAX: 91-22-2784 1007

PROJECT TITLE : PROPOSED REDEVELOPMENT (GIRL'S HOSTEL) OF PLOT NO. 224 (C.S. NO. 2028/10, MATUNGA(E), MUMBAI - 400019 (F/N WARD).

DWG. TITLE : FIRST FLOOR DB LOCATION

DRN BY	P.J	CHKD BY	P.G	VERIFIED BY	R.Y
JOB NO.	SCALE		DATE		
23058	NTS		21-08-2023		
DRG NO.	SIZE	SHEET DETAILS		REV.	
MEP/REL/00068	A1	2 OF 6		R3	



second floor plan

LEGEND :-

SYMBOL	DESCRIPTION
	LV DISTRIBUTION BOARD
	DISTRIBUTION BOARD (TPN)
	DISTRIBUTION BOARD (SPN)

LEGEND :-

SYMBOL	DESCRIPTION
	32 MM CONDUIT (POWER)
	3 x 25 MM CONDUIT (ELV) T.V., TELEPHONE & DATA
	25MM CONDUIT SPARE (ELV)

NOTES :
 1. ALL DIMENSIONS ARE IN MM UNLESS OTHERWISE SHOWN.
 2. DRAWING SHOULD NOT BE SCALED.

REFERENCE DRAWINGS:

RELEASED FOR

<input type="checkbox"/>	APPROVAL/REVIEW
<input type="checkbox"/>	REFERENCE
<input checked="" type="checkbox"/>	TENDER
<input type="checkbox"/>	PROCUREMENT
<input type="checkbox"/>	EXECUTION
<input type="checkbox"/>	AS BUILT

CONTROLLED COPY STAMP

GOOD FOR CONSTRUCTION

PROJECT MANAGER

REVISIONS:

REV. NO.	DETAILS	DRN BY	CHKD BY	VERIFIED BY	DATE
R0	FOR TENDER	P.G	S.R.P	R.Y	21.08.23
R1	FOR TENDER	P.G	S.R.P	R.Y	18.10.23
R2	FOR TENDER	P.G	S.R.P	R.Y	27.10.23
R3	FOR TENDER	P.J	P.G	R.Y	20.03.24

CLIENT :
M/S. SHIKSHAN PRASARAK MANDALI

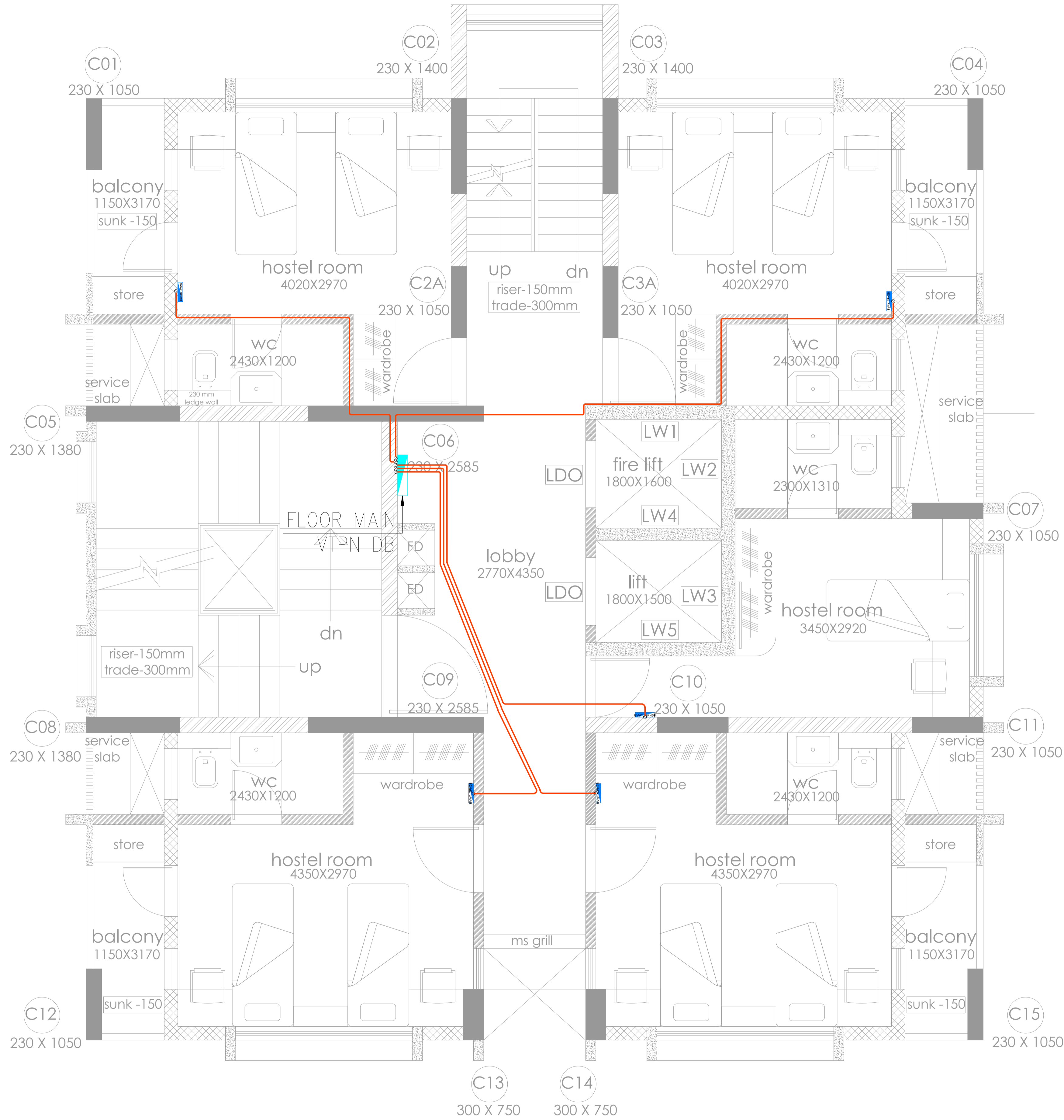
ARCHITECT :
ASSOCIATED ARCHITECTS
NO. 501, RAJNAG APART, 14TH ROAD,
CHEMBUR EAST, MUMBAI - 400071.

CONSULTANT :
 STRUCTURAL DESIGNERS & CONSULTANTS PVT. LTD
STRUCTURAL PLOT NO-15, SECTOR-24 OFF
SON PAVANEL HIGHWAY, TURBHE, NAVI MUMBAI
- 400 705.
PHONE: 2784 1010 (7 LINES)
FAX: 91-22-2784 1007

PROJECT TITLE :
PROPOSED REDEVELOPMENT (GIRL'S HOSTEL) OF
PLOT NO. 224 (C.S. NO. 2028/10, MATUNGA(E),
MUMBAI - 400019 (E/N WARD).

DWG. TITLE :
SECOND FLOOR
DB LOCATION

DRN.BY	P.J	CHKD BY	P.G	VERIFIED BY	R.Y
JOB NO.	SCALE		DATE		
23058	NTS		21-08-2023		
DRG NO.	SIZE	SHEET DETAILS	REV.		
MEP/ELE/2D/006C	A1	3 OF 6	R3		



odd floor plan
3rd,5th,9th,11th,13th,15th,17th,19th

LEGEND :-

SYMBOL	DESCRIPTION
	LV DISTRIBUTION BOARD
	DISTRIBUTION BOARD (TPN)
	DISTRIBUTION BOARD (SPN)

LEGEND :-

SYMBOL	DESCRIPTION
	32 MM CONDUIT (POWER)
	3 x 25 MM CONDUIT (ELV) T.V., TELEPHONE & DATA
	25MM CONDUIT SPARE (ELV)

NOTES :
1. ALL DIMENSIONS ARE IN MM UNLESS OTHERWISE SHOWN.
2. DRAWING SHOULD NOT BE SCALED.

REFERENCE DRAWINGS:

RELEASED FOR

<input type="checkbox"/>	APPROVAL/REVIEW	CONTROLLED COPY STAMP
<input type="checkbox"/>	REFERENCE	
<input checked="" type="checkbox"/>	TENDER	
<input type="checkbox"/>	PROCUREMENT	
<input type="checkbox"/>	EXECUTION	
<input type="checkbox"/>	AS BUILT	

GOOD FOR CONSTRUCTION

PROJECT MANAGER

REVISIONS:

REV. NO.	DETAILS	DRN BY	CHKD BY	VERIFIED BY	DATE
R0	FOR TENDER	P.G	S.R.P	R.Y	21.08.23
R1	FOR TENDER	P.G	S.R.P	R.Y	18.10.23
R2	FOR TENDER	P.G	S.R.P	R.Y	27.10.23
R3	FOR TENDER	P.J	P.G	R.Y	20.03.24

CLIENT :
M/S. SHIKSHAN PRASARAK MANDALI

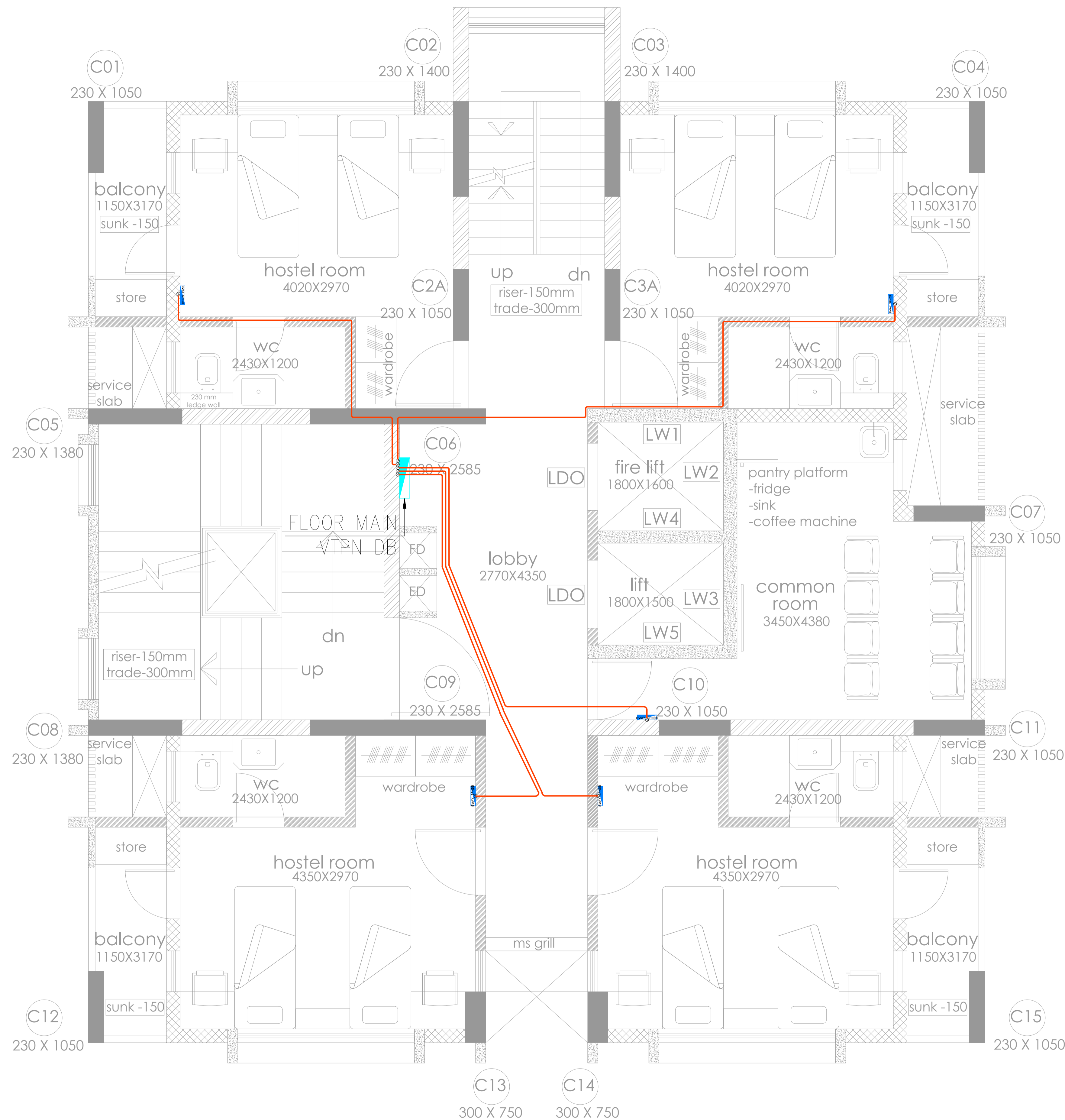
ARCHITECT :
ASSOCIATED ARCHITECTS
NO. 501, RAJNAG APART, 14TH ROAD,
CHEMBUR EAST, MUMBAI - 400071.

CONSULTANT :
 STRUCTURAL DESIGNERS & CONSULTANTS PVT. LTD
STRUCTURAL PLOT NO-15, SECTOR-24 OFF
SON PAVEL HIGHWAY, TURBHE, NAVI MUMBAI
- 400 705.
PHONE: 2784 1010 (7 LINES)
FAX: 91-22-2784 1007

PROJECT TITLE :
PROPOSED REDEVELOPMENT (GIRL'S HOSTEL) OF
PLOT NO. 224 (C.S. NO. 2028/10, MATUNGA(E),
MUMBAI - 400019 (F/N WARD).

DWG. TITLE :
3RD,5TH,9TH,11TH,13TH,15TH,17TH,19TH
DB LOCATION

DRN BY	P.J	CHKD BY	P.G	VERIFIED BY	R.Y
JOB NO.	SCALE		DATE		
23058	NTS		21-08-2023		
DRG NO.	SIZE	SHEET DETAILS		REV.	
MEP/ELE/00060	A1	4 OF 6		R3	



even floor plan
4th,6th,8th,10th,12th,16th,18th,20th

LEGEND :-

SYMBOL	DESCRIPTION
	LV DISTRIBUTION BOARD
	DISTRIBUTION BOARD (TPN)
	DISTRIBUTION BOARD (SPN)

LEGEND :-

SYMBOL	DESCRIPTION
	32 MM CONDUIT (POWER)
	3 x 25 MM CONDUIT (ELV) T.V., TELEPHONE & DATA
	25MM CONDUIT SPARE (ELV)

NOTES :
1. ALL DIMENSIONS ARE IN MM UNLESS OTHERWISE SHOWN.
2. DRAWING SHOULD NOT BE SCALED.

REFERENCE DRAWINGS:

RELEASED FOR

- APPROVAL/REVIEW
- REFERENCE
- TENDER
- PROCUREMENT
- EXECUTION
- AS BUILT

CONTROLLED COPY STAMP

GOOD FOR CONSTRUCTION

PROJECT MANAGER

REVISIONS:

REV. NO.	DETAILS	DRN BY	CHKD BY	VERIFIED BY	DATE
R0	FOR TENDER	P.G	S.R.P	R.Y	21.08.23
R1	FOR TENDER	P.G	S.R.P	R.Y	18.10.23
R2	FOR TENDER	P.G	S.R.P	R.Y	27.10.23
R3	FOR TENDER	P.J	P.G	R.Y	20.03.24

CLIENT :

M/S. SHIKSHAN PRASARAK MANDALI

ARCHITECT :

ASSOCIATED ARCHITECTS
NO. 501, RAJINAG APART, 14TH ROAD,
CHEMBUR EAST, MUMBAI - 400071.

CONSULTANT :

STRUCTURAL DESIGNERS & CONSULTANTS PVT. LTD
STRUCTURAL PLOT NO-15, SECTOR-24 OFF
SON PAVEL HIGHWAY, TURBHE, NAVI MUMBAI
- 400 705.
PHONE: 2784 1010 (7 LINES)
FAX: 91-22-2784 1007

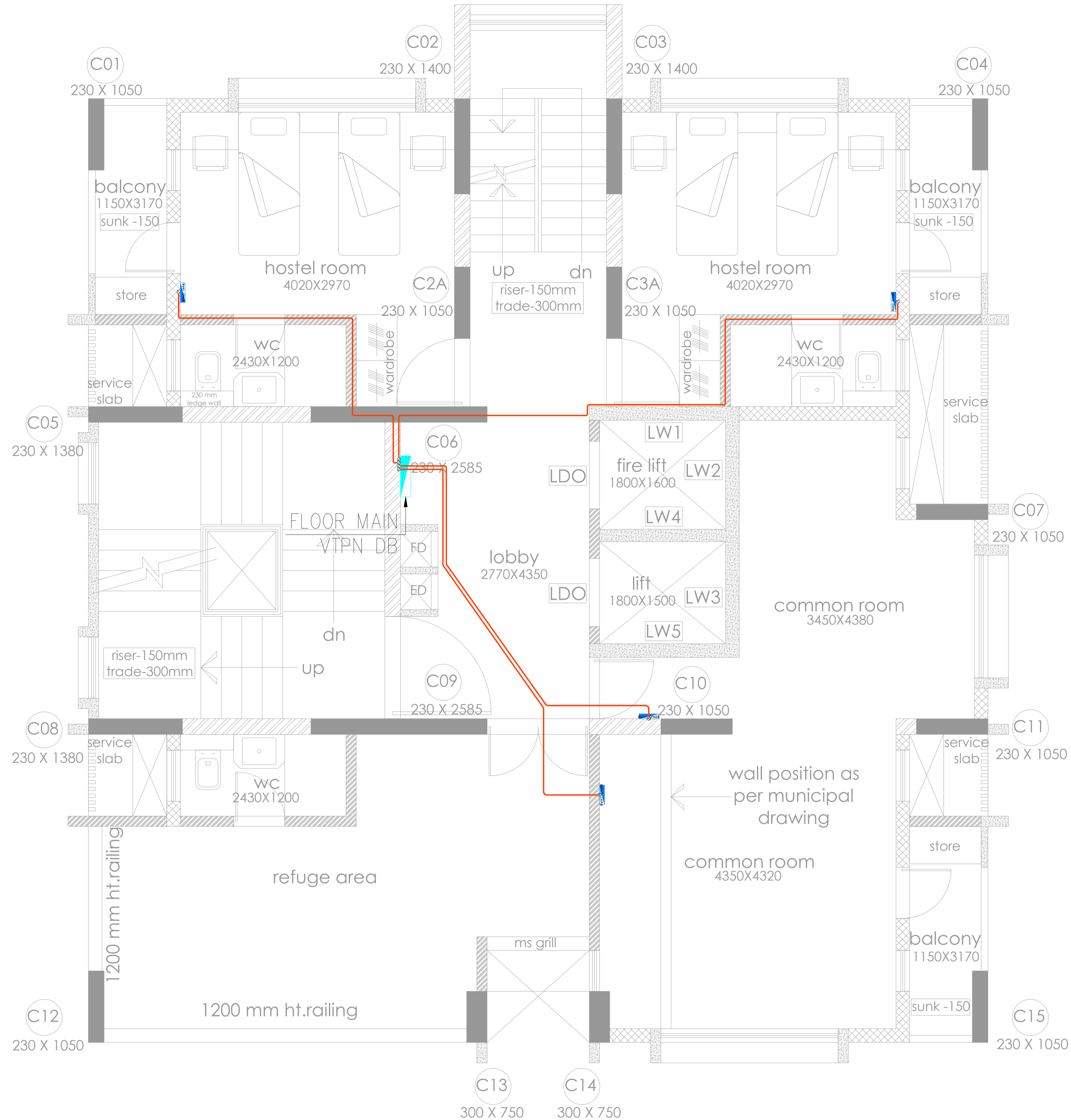
PROJECT TITLE :

PROPOSED REDEVELOPMENT (GIRL'S HOSTEL) OF
PLOT NO. 224 (C.S. NO. 2028/10, MATUNGA(E),
MUMBAI - 400019 (F/N WARD).

DWG. TITLE :

4TH,6TH,8TH,10TH,12TH,16TH,18TH,20TH
DB LOCATION

DRN BY	P.J	CHKD BY	P.G	VERIFIED BY	R.Y
JOB NO.	SCALE	DATE			
23058	NTS	21-08-2023			
DRG NO.	SIZE	SHEET DETAILS	REV.		
MEP/ELV/0006E	A1	5 OF 6	R3		



refuge floor plan
7th floor, 14th floor

LEGEND :-

SYMBOL	DESCRIPTION
	LV DISTRIBUTION BOARD
	DISTRIBUTION BOARD (TPN)
	DISTRIBUTION BOARD (SPN)

LEGEND :-

SYMBOL	DESCRIPTION
	32 MM CONDUIT (POWER)
	3 x 25 MM CONDUIT (ELV) T.V., TELEPHONE & DATA
	25MM CONDUIT SPARE (ELV)

NOTES :
1. ALL DIMENSIONS ARE IN MM UNLESS OTHERWISE SHOWN.
2. DRAWING SHOULD NOT BE SCALED.

REFERENCE DRAWINGS:

RELEASED FOR	CONTROLLED COPY STAMP
<input type="checkbox"/> APPROVAL/REVIEW	<input type="checkbox"/>
<input type="checkbox"/> REFERENCE	<input type="checkbox"/>
<input checked="" type="checkbox"/> TENDER	<input type="checkbox"/>
<input type="checkbox"/> PROCUREMENT	<input type="checkbox"/>
<input type="checkbox"/> EXECUTION	<input type="checkbox"/>
<input type="checkbox"/> AS BUILT	<input type="checkbox"/>

GOOD FOR CONSTRUCTION

PROJECT MANAGER

REVISIONS:

REV. NO.	DETAILS	DRN BY	CHKD BY	VERIFIED BY	DATE
R0	FOR TENDER	P.G	S.R.P	R.Y	21.08.23
R1	FOR TENDER	P.G	S.R.P	R.Y	18.10.23
R2	FOR TENDER	P.G	S.R.P	R.Y	27.10.23
R3	FOR TENDER	P.J	P.G.	R.Y	20.03.24

CLIENT :
M/S. SHIKSHAN PRASARAK MANDALI

ARCHITECT : ASSOCIATED ARCHITECTS
NO. 501, RAJNAG APART, 14TH ROAD,
CHEMBUR EAST, MUMBAI - 400071.

CONSULTANT : STRUCTURAL DESIGNERS & CONSULTANTS PVT. LTD
STRUCTURAL PLOT NO-15, SECTOR-24 OFF
SION PAVEL HIGHWAY, TURBHE, NAVI MUMBAI
- 400 705.
PHONE: 2784 1010 (7 LINES)
FAX: 91-22-2784 1007

PROJECT TITLE : PROPOSED REDEVELOPMENT (GIRL'S HOSTEL) OF PLOT NO. 224 (C.S. NO. 2028/10, MATUNGA(E), MUMBAI - 400019 (F/N WARD).

DWG. TITLE : 7TH FLOOR, 14TH FLOOR DB LOCATION

DRN.BY	P.J	CHKD BY	P.G	VERIFIED BY	R.Y
JOB NO.	SCALE	DATE			
23058	NTS	21-08-2023			
DRG NO.	SIZE	SHEET DETAILS	REV.		
MEP/REL/D/006F	A1	6 OF 6	R3		

DG SET EARTHING PIT

(LOCATION MAY VARY AS PER DG LOCATION)



ground floor plan

LEGEND:

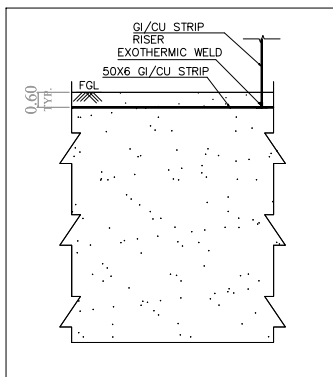
SYMBOL	DESCRIPTION
	GI EARTHING PIT
	GI LA EARTHING PIT
	COPPER EARTHING PIT

EARTH PIT DETAILS:

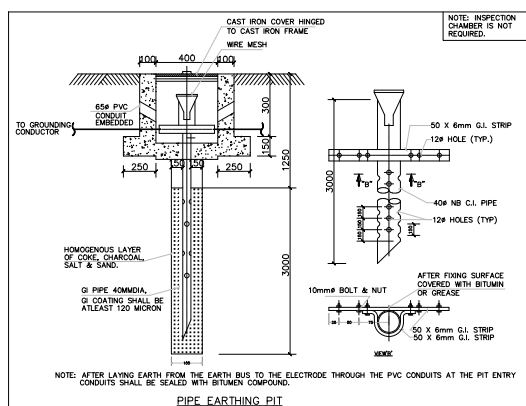
PIT NO.	EARTH PIT DESCRIPTION
E1,E2	FIRE LIFT-1
E3,E4	LIFT-2
E5,E6	FIRE PANEL
E7,E8	MAIN ELECTRICAL PANEL
E9,E10	DG SET BODY
E11,E12	DG SET NEUTRAL

DETAILS:

EARTH PIT NO.	DESCRIPTION
E-13,14,15,16	LIGHTNING ARRESTOR PIT

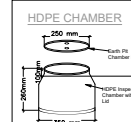
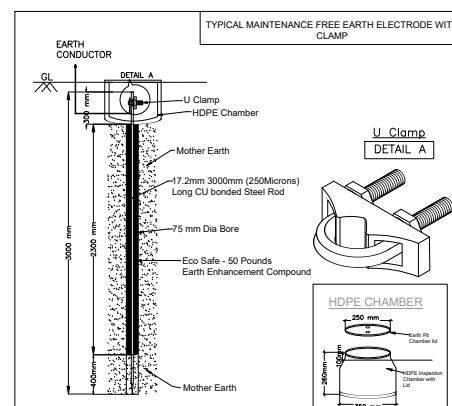


TYPICAL EARTH STRIP LAYING DETAIL



NOTE: AFTER LAYING EARTH FROM THE EARTH BUS TO THE ELECTRODE THROUGH THE PVC CONDUITS AT THE PIT ENTRY CONDUITS SHALL BE SEALED WITH BITUMEN COMPOUND.

PIPE EARTHING PIT



NOTES:
1. ALL DIMENSIONS ARE IN MM UNLESS OTHERWISE SHOWN.
2. DRAWING SHOULD NOT BE SCALED.

REFERENCE DRAWINGS:

RELEASED FOR **CONTROLLED COPY STAMP**

- APPROVAL/REVIEW
- REFERENCE
- TENDER
- PROCUREMENT
- EXECUTION
- AS BUILT

GOOD FOR CONSTRUCTION

PROJECT MANAGER

REVISIONS:

REV. NO.	DETAILS	DRN. BY	CHK. BY	VERIFIED BY	DATE
R0	FOR TENDER	P.G.	B.R.P.	R.Y.	21.08.22
R1	FOR TENDER	P.G.	B.R.P.	R.Y.	19.10.22
R2	FOR TENDER	P.G.	R.Y.	R.Y.	27.10.22
R3	FOR TENDER	P.G.	R.Y.	R.Y.	20.03.24

CLIENT:

M/S. SHIKSHAN PRASARAK MANDALI

ARCHITECT:

ASSOCIATED ARCHITECTS
NO. 501, RAUNAQ APART, 14TH ROAD,
CHEMBUR EAST, MUMBAI - 400071.

CONSULTANT:

STRUCTWEL DESIGNERS & CONSULTANTS PVT. LTD.
STRUCTWEL, PLOT NO.15, SECTOR 24, OFF
ICE FANVEL HIGH RISE TURBINE, MAU MUMBAI
400706.
PHONE: 2784 1910 (7 LINES)
FAX: 16262784 1007

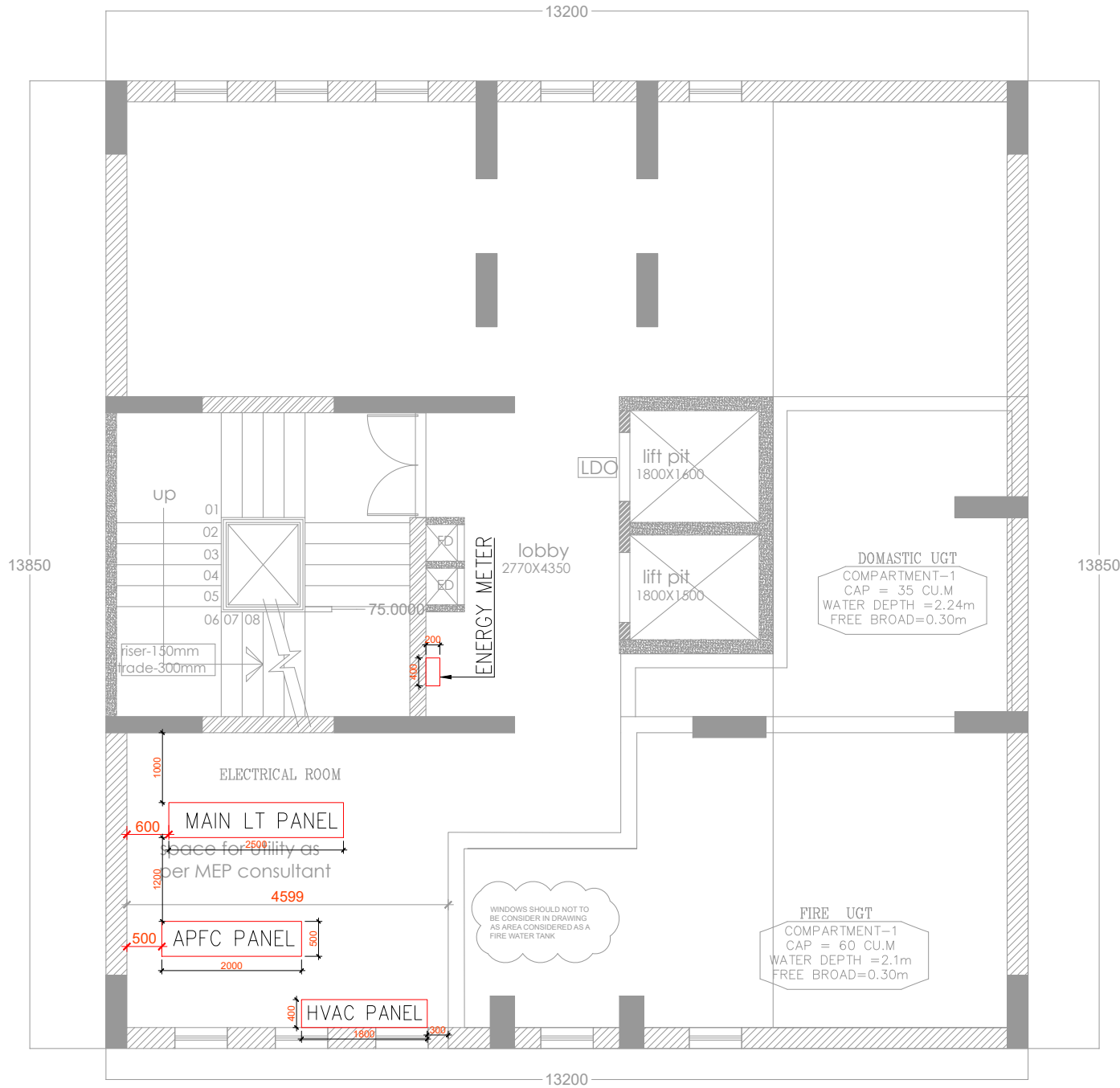
PROJECT TITLE:

PROPOSED DEVELOPMENT (GIRI'S HOSTEL) OF
PLOT NO. 224 (C.I. NO. 2028/10, MATUNGA(E),
MUMBAI - 400019 (D/W WARD).

DWG. TITLE:

EARTHING LAYOUT

DRN. BY	P.G.	CHK. BY	R.Y.	VERIFIED BY	R.Y.
23058	NTS			21-08-2023	
DRG NO.	SIZE	SHEET DETAILS		REV.	
MEPELDT007	A1	1 OF 1		R3	



basement floor plan

NOTES:
 1. ALL DIMENSIONS ARE IN MM UNLESS OTHERWISE SHOWN.
 2. DRAWING SHOULD NOT BE SCALED.

REFERENCE DRAWINGS:

RELEASED FOR

<input type="checkbox"/>	APPROVAL/REVIEW	<input type="checkbox"/>	CONTROLLED COPY STAMP
<input type="checkbox"/>	REFERENCE	<input checked="" type="checkbox"/>	TENDER
<input type="checkbox"/>	PROUREMENT	<input type="checkbox"/>	EXECUTION
<input type="checkbox"/>	AS BUILT	<input type="checkbox"/>	AS BUILT

GOOD FOR CONSTRUCTION

PROJECT MANAGER

REVISIONS:

REV. NO.	DETAILS	DRN. BY	CHKD. BY	VERIFIED BY	DATE
R0	FOR TENDER	P.G.	S.R.P.	R.Y.	21.08.23
R1	FOR TENDER	P.G.	S.R.P.	R.Y.	19.10.23
R2	FOR TENDER	P.G.	S.R.P.	R.Y.	27.10.23
R3	FOR TENDER	P.G.	R.Y.	R.Y.	20.03.24
R4	FOR TENDER	P.G.	R.Y.	R.Y.	12.04.24

CLIENT:
 M/S. SHIKSHAN PRASARAK MANDALI

ARCHITECT:
 ASSOCIATED ARCHITECTS
 NO. 501, RAUNAQ APART, 14TH ROAD,
 CHEMBUR EAST, MUMBAI - 400071.

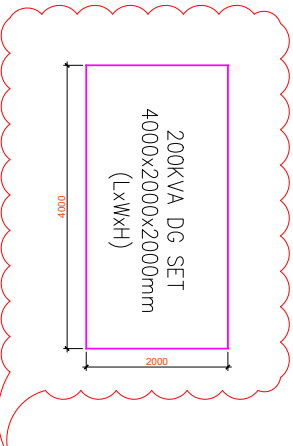
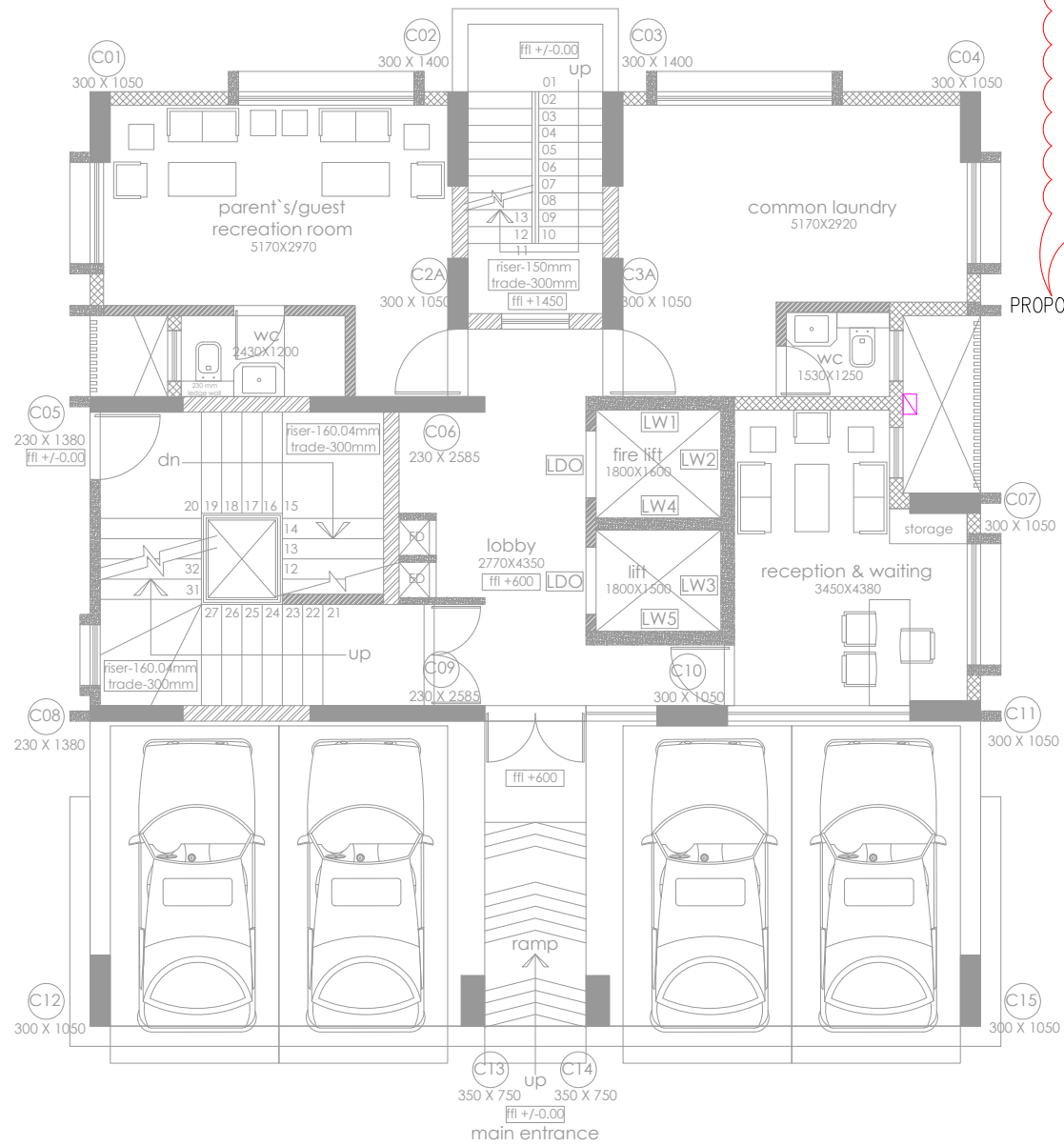
CONSULTANT:

 STRUCTURAL DESIGNERS &
 CONSULTANTS PVT. LTD.
 STRUCTURAL, PLOT NO.15, SECTOR-24, OFF
 SON PAVEL HIGH RISE TOWER, MAJ. MUMBAI
 -400706.
 PHONE: 2784 9101 (7 LINES)
 FAX: 16 252284 1007

PROJECT TITLE:
 PROPOSED REDEVELOPMENT (GIRL'S HOSTEL) OF
 PLOT NO. 224 (C.I. NO. 2028/10, MATUNGAE),
 MUMBAI - 400019 (D/W WARD).

DWG. TITLE:
 ELECTRICAL SPACE PLANNING
 BASEMENT FLOOR

DRN. BY	P.G.	CHKD. BY	R.Y.	VERIFIED BY	R.Y.
23058	NTS				21-08-2023
DRG NO.	SIZE	SHEET DETAILS	REV.		
MEPELETD0004A	A1	1 OF 3	R4		



PROPOSED DG LOCATION

ground floor plan

NOTES:
 1. ALL DIMENSIONS ARE IN MM UNLESS OTHERWISE SHOWN.
 2. DRAWING SHOULD NOT BE SCALED.

REFERENCE DRAWINGS:

RELEASED FOR: CONTROLLED COPY STAMP

- APPROVAL/REVIEW
- REFERENCE
- TENDER
- PROCUREMENT
- EXECUTION
- AS BUILT

GOOD FOR CONSTRUCTION

PROJECT MANAGER

REVISIONS:

REV. NO.	DETAILS	DRN. BY	CHKD. BY	VERIFIED BY	DATE
R0	FOR TENDER	P.G.	S.R.P.	R.Y.	21.08.23
R1	FOR TENDER	P.G.	S.R.P.	R.Y.	19.10.23
R2	FOR TENDER	P.G.	S.R.P.	R.Y.	27.10.23
R3	FOR TENDER	P.G.	R.Y.	R.Y.	20.03.24
R4	FOR TENDER	P.G.	R.Y.	R.Y.	12.04.24

CLIENT:

M/S. SHIKSHAN PRASARAK MANDALI

ARCHITECT:

ASSOCIATED ARCHITECTS
 NO. 551, RAUNAQ APART, 14TH ROAD,
 CHEMBUR EAST, MUMBAI - 400071.

CONSULTANT:

STRUCTURAL DESIGNERS &
 CONSULTANTS PVT. LTD.
 STRUCTURAL, PLOT NO.15, SECTOR-34, OFF
 SONI TRAVEL HIGHWAY, TURBHE, MAJ. MUMBAI
 400706.
 PHONE: 2784 9101 (7 LINES)
 FAX: 16232784 1007

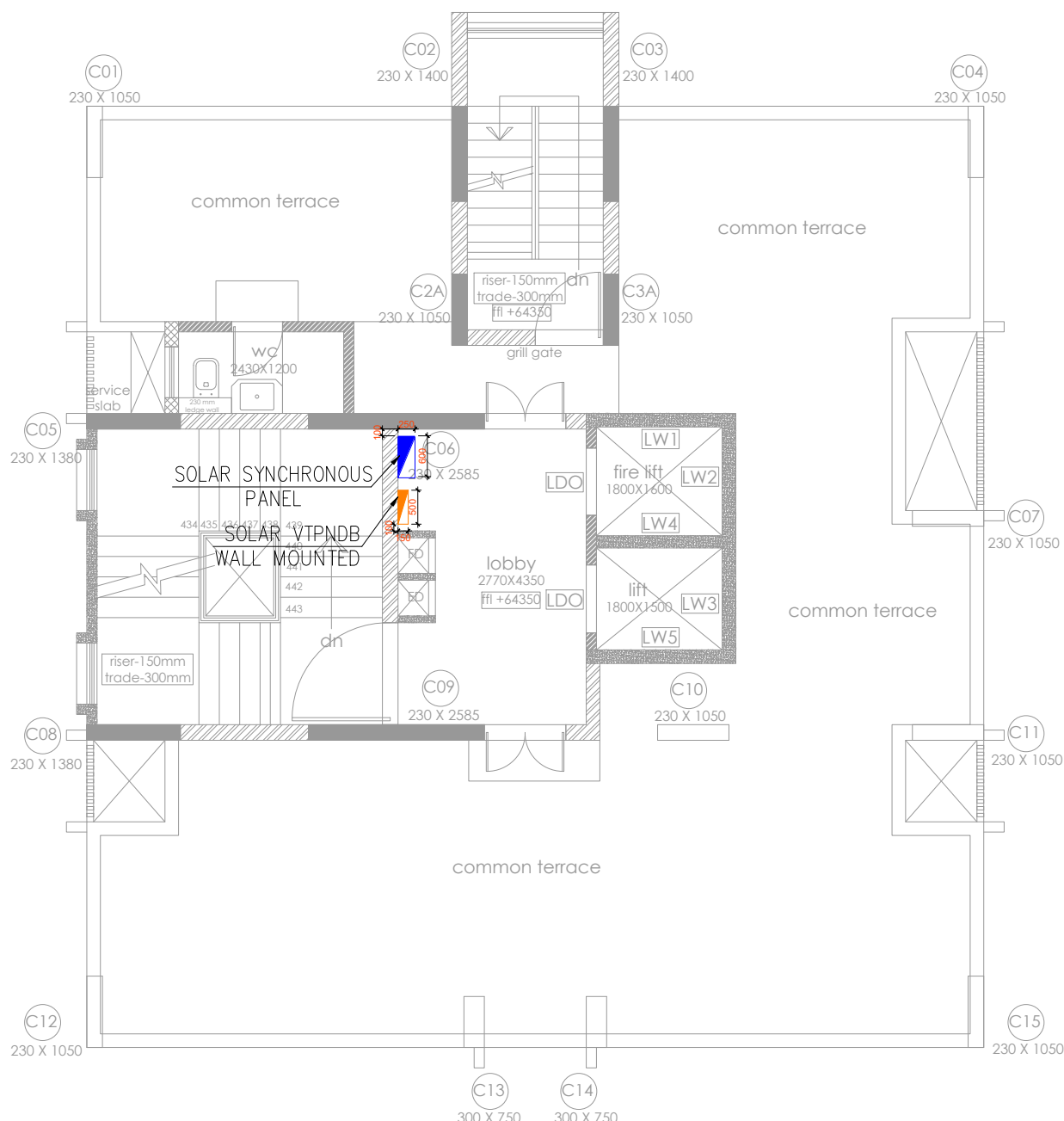
PROJECT TITLE:

PROPOSED REDEVELOPMENT (GIRL'S HOSTEL) OF
 PLOT NO. 224 (C.I. NO. 2028/1/6, MATUNGA),
 MUMBAI - 400019 (D/W WARD).

DWG. TITLE:

ELECTRICAL SPACE PLANNING
 GROUND FLOOR

DRN. BY	P.G.	CHKD. BY	R.Y.	VERIFIED BY	R.Y.
23058	NTS				
JOB NO.	SCALE	DATE			
23058	NTS	21-08-2023			
DRG NO.	SIZE	SHEET DETAILS	REV.		
MEPELETD0048	A1	2 OF 3	R4		



terrace floor plan

NOTES:
 1. ALL DIMENSIONS ARE IN MM UNLESS OTHERWISE SHOWN.
 2. DRAWING SHOULD NOT BE SCALED.

REFERENCE DRAWINGS:

RELEASED FOR	CONTROLLED COPY STAMP
<input type="checkbox"/> APPROVAL/REVIEW	
<input type="checkbox"/> REFERENCE	
<input checked="" type="checkbox"/> TENDER	
<input type="checkbox"/> PROCUREMENT	
<input type="checkbox"/> EXECUTION	
<input type="checkbox"/> AS BUILT	

GOOD FOR CONSTRUCTION

PROJECT MANAGER

REV. NO.	DETAILS	DRN. BY	CHKD. BY	VERIFIED BY	DATE
R0	FOR TENDER	P.G.	S.R.P.	R.Y.	21.08.22
R1	FOR TENDER	P.G.	S.R.P.	R.Y.	19.10.22
R2	FOR TENDER	P.G.	S.R.P.	R.Y.	27.10.22
R3	FOR TENDER	P.G.	R.Y.	R.Y.	20.03.24
R4	FOR TENDER	P.G.	R.Y.	R.Y.	12.04.24

CLIENT:

M/S. SHIKSHAN PRASARAK MANDALI

ARCHITECT:

ASSOCIATED ARCHITECTS
 NO. 561, RAUNAQ APART, 14TH ROAD,
 CHEMBUR EAST, MUMBAI - 400071.

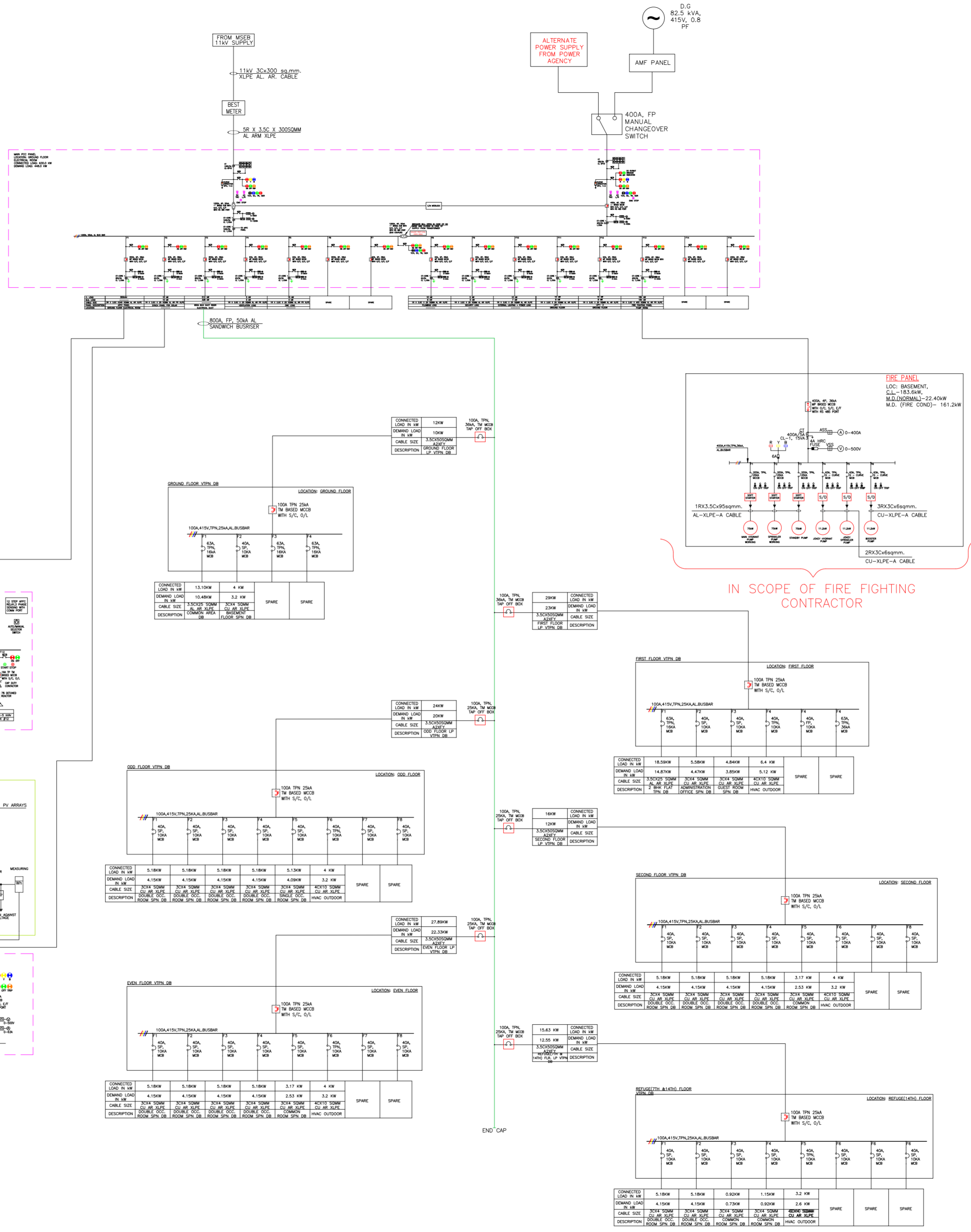
CONSULTANT:

 STRUCTURAL DESIGNERS &
 CONSULTANTS PVT. LTD.
 STRUCTURAL, PLOT NO.15, SECTOR 24, OFF
 SON PAVEL HIGH RISE, MUMBAI
 400706.
 PHONE: 2784 9101 (7 LINES)
 FAX: 16252784 1007

PROJECT TITLE:
 PROPOSED REDEVELOPMENT (GIRL'S HOSTEL) OF
 PLOT NO. 224 (C.I. NO. 2028/1/0, MATUNGA(E),
 MUMBAI - 400019 (D/W WARD).

DWG. TITLE:
 ELECTRICAL SPACE PLANNING
 TERRACE FLOOR

DRN. BY	P.G.	CHKD. BY	R.Y.	VERIFIED BY	R.Y.
23058	NTS				
JOB NO.	SCALE	DATE			
23058	NTS	21-08-2023			
DRG NO.	SIZE	SHEET DETAILS	REV.		
MEPELETD004C	A1	3 OF 3	R4		



D.G.
82.5 kVA,
415V, 0.8
PF

ALTERNATE
POWER SUPPLY
FROM POWER
AGENCY

AMF PANEL

400A, FP
MANUAL
CHANGEOVER
SWITCH

FIRE PANEL
LOC: BASEMENT,
CL-183.65W,
M.D.(NORMAL)-22.40W
M.D.(FIRE COND)- 161.2kW

IN SCOPE OF FIRE FIGHTING
CONTRACTOR

NOTES:
1. ALL DIMENSIONS ARE IN MM UNLESS OTHERWISE SHOWN.
2. DRAWING SHOULD NOT BE SCALED.

REFERENCE DRAWINGS:

RELEASED FOR	CONTROLLED COPY STAMP
<input type="checkbox"/> APPROVAL/REVIEW	<input type="checkbox"/>
<input type="checkbox"/> REFERENCE	<input type="checkbox"/>
<input checked="" type="checkbox"/> TENDER	<input type="checkbox"/>
<input type="checkbox"/> PROCUREMENT	<input type="checkbox"/>
<input type="checkbox"/> EXECUTION	<input type="checkbox"/>
<input type="checkbox"/> AS BUILT	<input type="checkbox"/>

GOOD FOR CONSTRUCTION

PROJECT MANAGER

REVISIONS:

REV. NO.	DETAILS	DRN BY	CHKD BY	VERIFIED BY	DATE
R0	FOR TENDER	PG	S.R.P	R.Y	21.08.23
R1	FOR TENDER	PG	R.Y	R.Y	12.04.24
R2	FOR TENDER	PG	R.Y	R.Y	16.04.24

CLIENT:
M/S. SHIKSHAN PRASARAK MANDALI

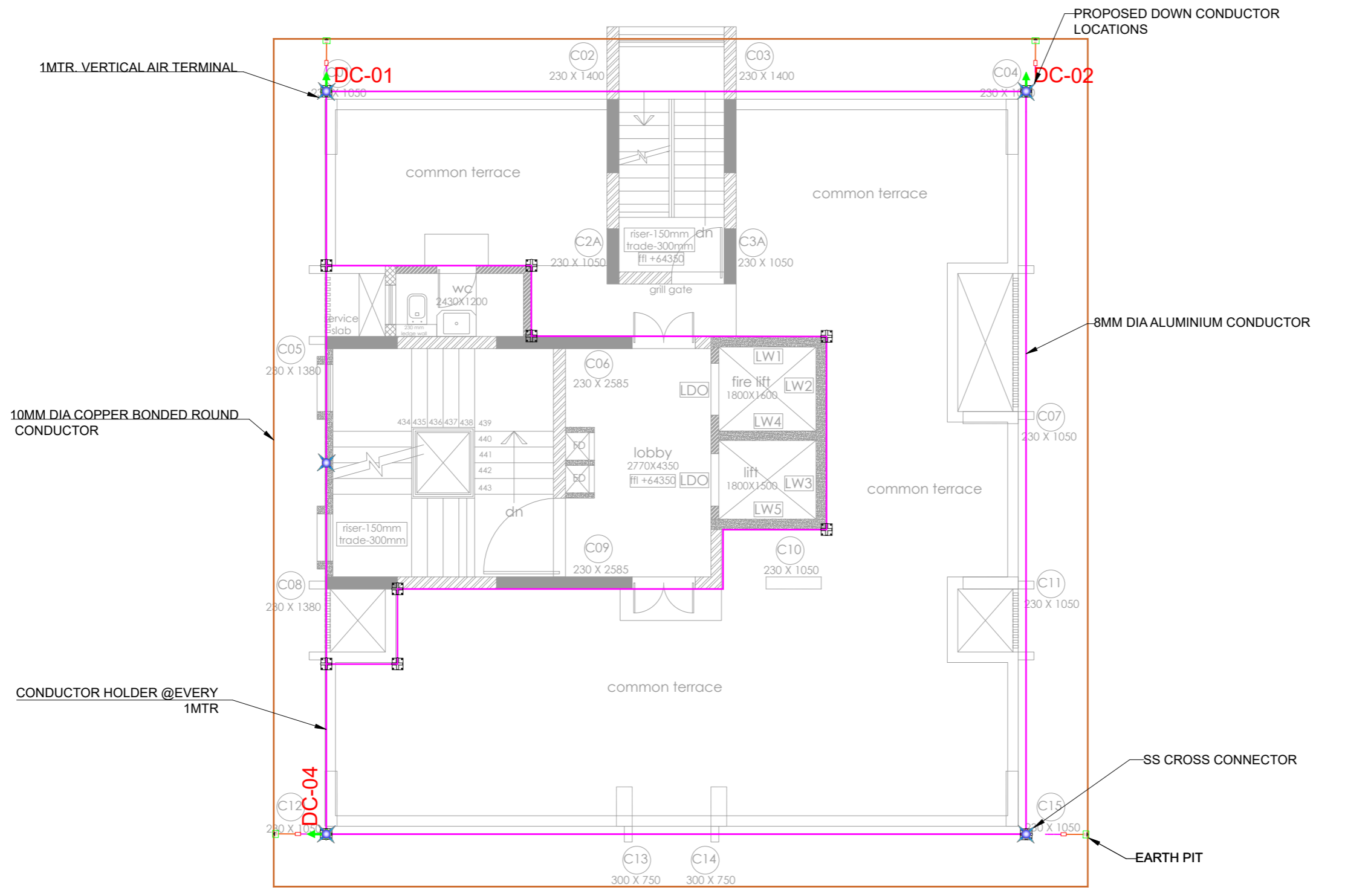
ARCHITECT:
ASSOCIATED ARCHITECTS
NO. 501, RAUNAG APART, 14TH ROAD,
CHEMBUR EAST, MUMBAI - 400071.

CONSULTANT:
STRUCTWEL DESIGNERS & CONSULTANTS PVT. LTD
STRUCTWEL PLOT NO-15, SECTOR-24,
OFF SHION PANVEL HIGHWAY, TURBHE,
NAVI MUMBAI - 400 705.
PHONE: 2784 1010 (7 LINES)
FAX: 91-22-2784 1007

PROJECT TITLE:
PROPOSED REDEVELOPMENT (GIRL'S HOSTEL) OF
PLOT NO. 226 (C.S. NO. 2028/10, MATUNGA(E),
MUMBAI - 400019 (F/N WARD).

DWG. TITLE:
MASTER SLD

DRN.BY	P.G	CHKD BY	R.Y	VERIFIED BY	R.Y
-----	NTS				21-08-2023
JOB NO.	SCALE	DATE			
DRG NO.	SIZE	SHEET DETAILS	REV.		
MEPELE/TD-003	A1	1 OF 1	R2		



LEGEND

	8MM ALUMINIUM CONDUCTOR - TERRACE
	10MM DIA COPPER BONDED ROUND CONDUCTOR
	SS CROSS CONNECTOR
	1 MTR. VERTICAL AIR TERMINAL
	EARTHING
	DOWN CONDUCTOR LOCATIONS

NOTES:
 1. ALL DIMENSIONS ARE IN MM UNLESS OTHERWISE SHOWN.
 2. DRAWING SHOULD NOT BE SCALED.

REFERENCE DRAWINGS:

RELEASED FOR

<input type="checkbox"/>	APPROVAL/REVIEW	CONTROLLED COPY STAMP
<input type="checkbox"/>	REFERENCE	
<input checked="" type="checkbox"/>	TENDER	
<input type="checkbox"/>	PROCUREMENT	
<input type="checkbox"/>	EXECUTION	
<input type="checkbox"/>	AS BUILT	

GOOD FOR CONSTRUCTION

REVISIONS:

REV. NO.	DETAILS	DRN BY	CHKD BY	VERIFIED BY	DATE
T0	FOR TENDER	P.G	S.R.P	R.Y	21.08.23
T1	FOR TENDER	P.G	R.Y	R.Y	20.03.24

CLIENT:
M/S. SHIKSHAN PRASARAK MANDALI

ARCHITECT:
ASSOCIATED ARCHITECTS
NO. 501, RAJNAG APART, 14TH ROAD,
CHEMBUR EAST, MUMBAI - 400071.

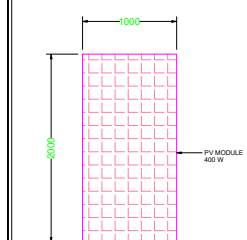
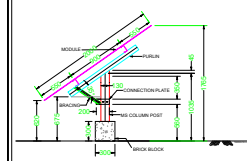
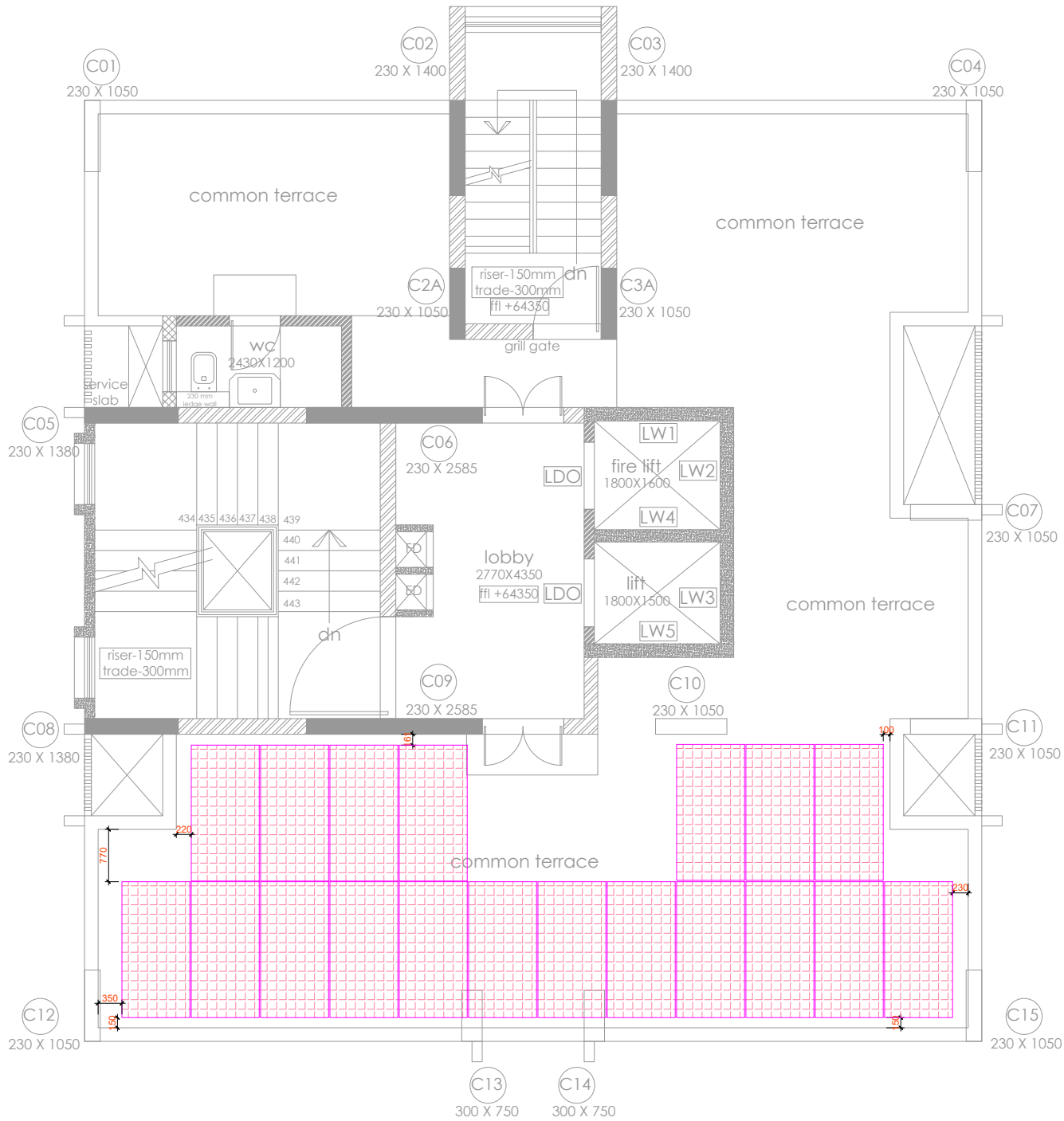
CONSULTANT:
 STRUCTWEL DESIGNERS & CONSULTANTS PVT. LTD
STRUCTWEL PLOT NO-15, SECTOR-24,
OFF SONAWAN HIGHWAY/TURBHE,
NAVI MUMBAI - 400 705.
PHONE: 2794 1010 (7 LINES)
FAX: 91-22-2794 1007

PROJECT TITLE:
PROPOSED REDEVELOPMENT (GIRL'S HOSTEL) OF
PLOT NO. 226 (C.S. NO. 202B/10, MATUNGA(E),
MUMBAI - 400019 (F/N WARD).

DWG. TITLE:
LIGHTNING PROTECTION LAYOUT
TERRACE FLOOR

DRN. BY	P.G	CHKD BY	R.Y	VERIFIED BY	R.Y
23058	NTS				21-08-2023
DRG NO.	SCALE	SIZE	SHEET DETAILS	REV.	
ME/PELE/10-008	A1	1 OF 2	R1		

<p>DOWN CONDUCTOR HOLDER WITH PLASTIC BASE @EVERY 1MTR</p> <p>DCSR0810</p>	<p>Disconnecting Clamp For Conductor dia 8-10mm</p> <p>RRC0810P</p>	<p>Parallel Connection clamp for round conductor dia 8-10mm</p> <p>SPG0810</p>	<p>TYPICAL EXTERNAL LIGHTNING PROTECTION SYSTEM</p>	<p>CONDUCTOR HOLDER @EVERY 1MTR ON TERRACE</p> <p>DCSR0810</p>	<p>CROSS CONNECTOR</p> <p>SSQ0810P</p>	<p>EXPANSION PIECE WITH CROSS CONNECTOR</p> <p>EXP008K</p>
---	--	---	--	---	---	---



NOTES:
 1. ALL DIMENSIONS ARE IN MM UNLESS OTHERWISE SHOWN.
 2. DRAWING SHOULD NOT BE SCALED.

REFERENCE DRAWINGS:

RELEASED FOR		CONTROLLED COPY STAMP
<input type="checkbox"/>	APPROVAL REVIEW	
<input type="checkbox"/>	REFERENCE	
<input checked="" type="checkbox"/>	TENDER	
<input type="checkbox"/>	PROCUREMENT	
<input type="checkbox"/>	EXECUTION	
<input type="checkbox"/>	AS BUILT	

GOOD FOR CONSTRUCTION

PROJECT MANAGER

REVISIONS:					
REV. NO.	DETAILS	DRN. BY	CHKD. BY	VERIFIED BY	DATE
R0	FOR TENDER	P.G.	S.R.P.	R.Y.	21.08.22
R1	FOR TENDER	P.G.	S.R.P.	R.Y.	30.10.22
R2	FOR TENDER	P.G.	R.Y.	R.Y.	27.10.22
R3	FOR TENDER	P.G.	R.Y.	R.Y.	20.03.24
R4	FOR TENDER	P.G.	R.Y.	R.Y.	12.04.24

CLIENT: M/S. SHIKSHAN PRASARAK MANDALI

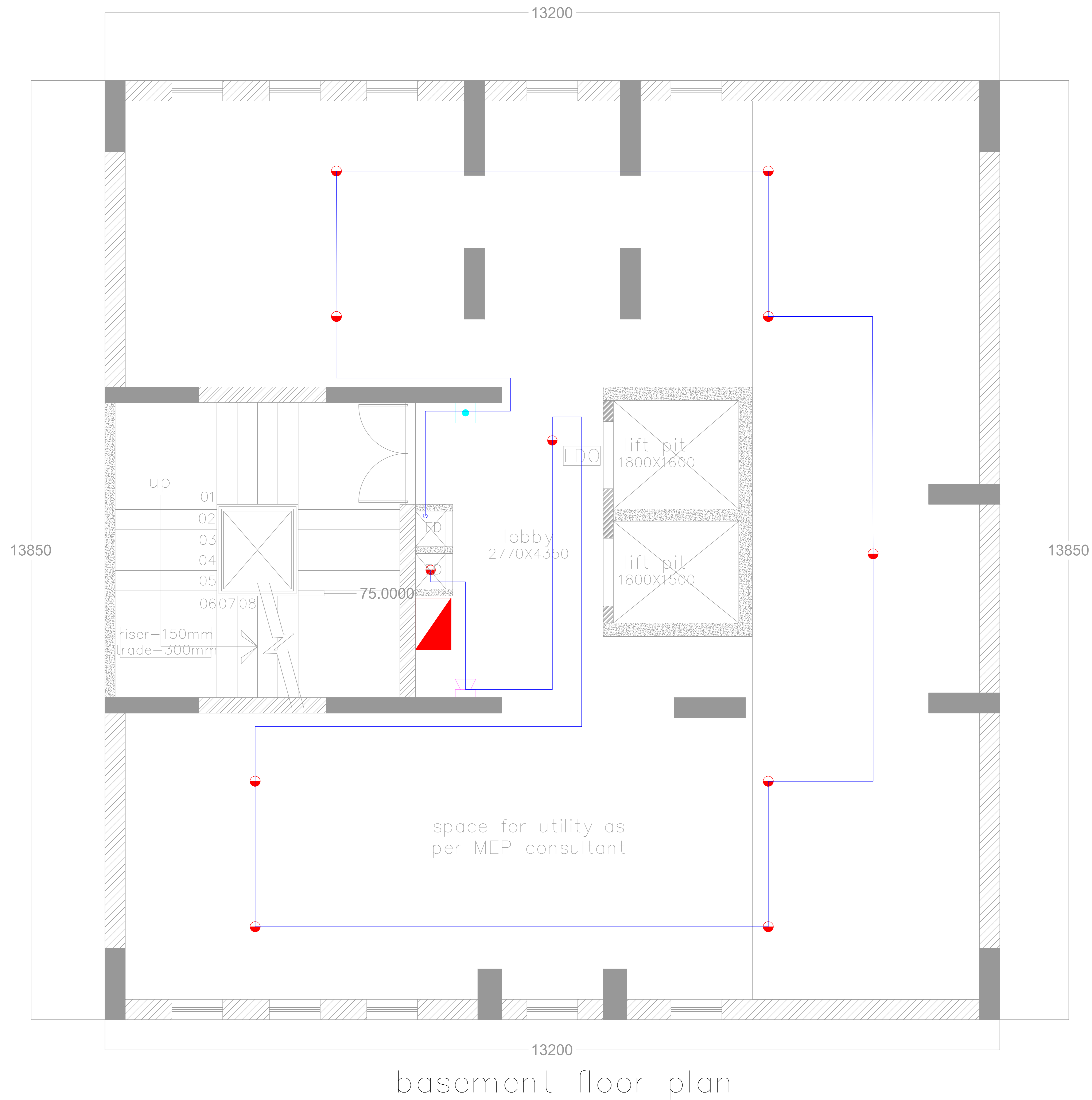
ARCHITECT: ASSOCIATED ARCHITECTS
 NO. 551, RAUNAQ APART, 14TH ROAD,
 CHEMBUR EAST, MUMBAI - 400071.

CONSULTANT: STRUCTWEL DESIGNERS & CONSULTANTS PVT. LTD.
 STRUCTWEL, PLOT NO.15, SECTOR 34, OFF
 SON FANVEL HIGH ARCHITECTURE, MAU MUMBAI
 400706.
 PHONE: 2784 9101 (7 LINES)
 FAX: 16323286 1007

PROJECT TITLE: PROPOSED REDEVELOPMENT (GIRLS HOSTEL) OF
 PLOT NO. 224 (C.I. NO. 2028/10, MATUNGAE),
 MUMBAI - 400119 (D/W WARD).

DWG. TITLE: SOLAR LAYOUT TERRACE FLOOR

DRN. BY	P.G.	CHKD. BY	R.Y.	VERIFIED BY	R.Y.
23058	NTS				
JOB NO.	SCALE	DATE			
23058	NTS	21-08-2023			
DRG NO.	SIZE	SHEET DETAILS	REV.		
MEPELEETD005	A1	1 OF 1	R4		



basement floor plan

LEGEND-	
	SMOKE DETECTOR
	MANUAL CALL POINT
	HOOTER
	FIRE CABLE
	MAIN FIRE ALARM PANEL

NOTES:
 1. ALL DIMENSIONS ARE IN MM UNLESS OTHERWISE SHOWN.
 2. DRAWING SHOULD NOT BE SCALED.

REFERENCE DRAWINGS:
 Architect Drawing Mail Dated 06.06.2022

RELEASED FOR	CONTROLLED COPY STAMP
<input type="checkbox"/> APPROVAL/REVIEW	
<input type="checkbox"/> REFERENCE	
<input checked="" type="checkbox"/> TENDER	
<input type="checkbox"/> PROCUREMENT	
<input type="checkbox"/> EXECUTION	
<input type="checkbox"/> AS BUILT	

GOOD FOR CONSTRUCTION

PROJECT MANAGER

REVISIONS:

REV. NO.	DETAILS	DRN/CHKD/VERIFIED BY	DATE
T0	FOR TENDER	V.D. M.N. S.S.	08.09.23
T1	FOR TENDER	V.D. M.N. S.S.	11.04.24

CLIENT:
 M/S. SHIKSHAN PRASARAK MANDALI

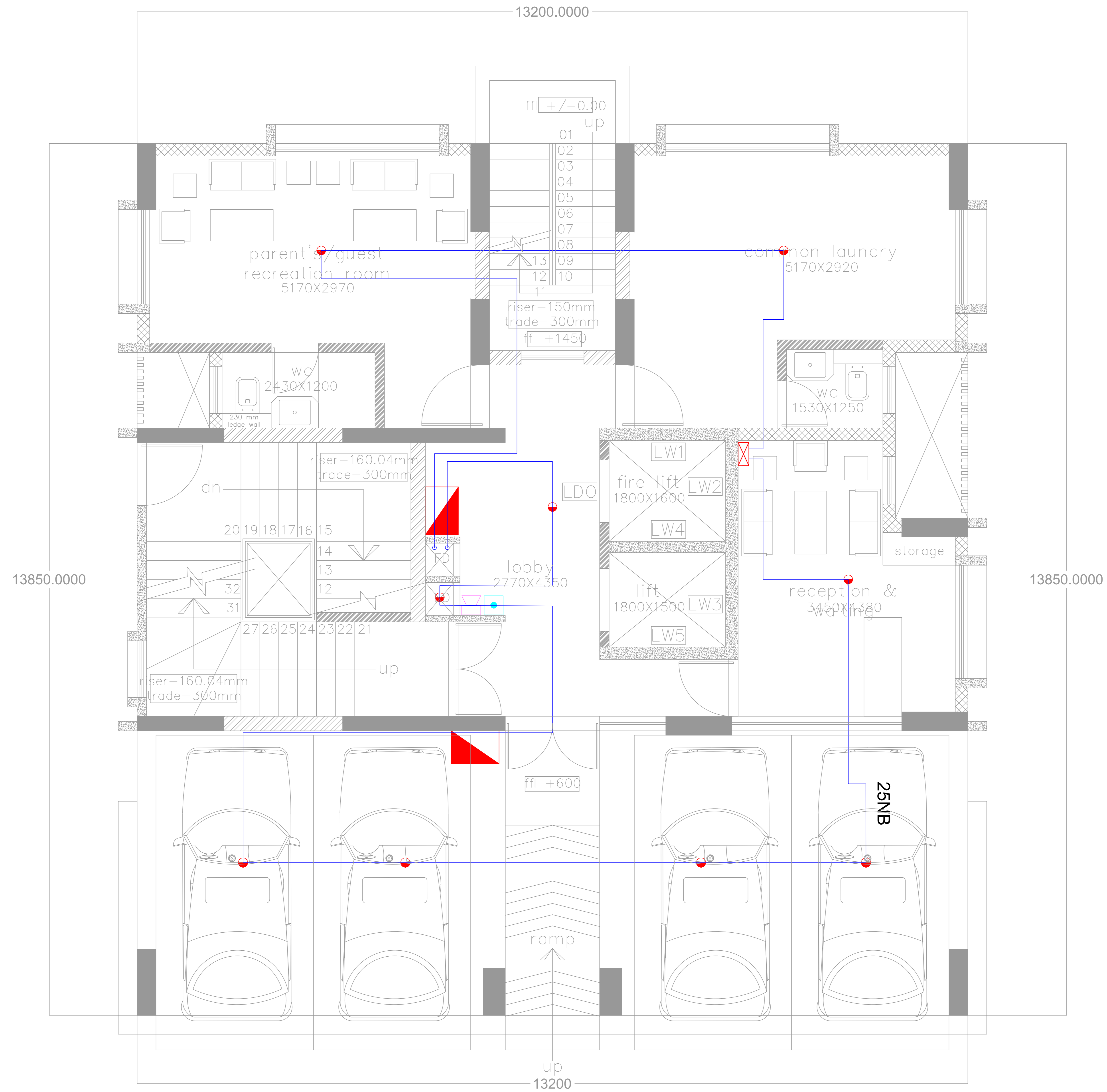
ARCHITECT:
 ASSOCIATED ARCHITECTS
 NO. 501, RAJNAG APART, 14TH ROAD, CHEMBUR EAST, MUMBAI - 400071.

CONSULTANT:
 STRUCTWEL DESIGNERS & CONSULTANTS PVT. LTD
 STRUCTWEL, PLOT NO-15, SECTOR-24, OFF SIGN PANEL HIGHWAY, TURBHE, NAVI MUMBAI - 400 705.
 PHONE : 2784 1010 (7 LINES)
 FAX : 91-22-2784 1007

PROJECT TITLE:
 PROPOSED REDEVELOPMENT (GRL'S HOSTEL) OF PLOT NO. 226 (C.S. NO. 302B/10, MATUNGA(E), MUMBAI - 400019 (F/N WARD).

DWG. TITLE:
 DETECTION SYSTEM LAYOUT FOR BASEMENT FLOOR

DRN.BY	V.D.	CHKD BY	M.N.	VERIFIED BY	S.S.
JOB NO.	SCALE	DATE			
23058	NTS.	08.09.2023			
DRG NO.	SIZE	SHEET DETAILS	REV.		
MEP/FF/1D-003	A2	1 OF 8	T1		



ground floor plan

LEGEND-

- SMOKE DETECTOR
- MANUAL CALL POINT
- H HOOTER
- FIRE CABLE
- X MAIN FIRE ALARM PANEL

NOTES:
 1. ALL DIMENSIONS ARE IN MM UNLESS OTHERWISE SHOWN.
 2. DRAWING SHOULD NOT BE SCALED.

REFERENCE DRAWINGS:
 Architect Drawing Mail Dated 06.06.2022

RELEASED FOR	CONTROLLED COPY STAMP
<input type="checkbox"/> APPROVAL/REVIEW	CONTROLLED COPY STAMP
<input type="checkbox"/> REFERENCE	
<input checked="" type="checkbox"/> TENDER	
<input type="checkbox"/> PROCUREMENT	
<input type="checkbox"/> EXECUTION	
<input type="checkbox"/> AS BUILT	

GOOD FOR CONSTRUCTION

PROJECT MANAGER

REVISIONS:

REV. NO.	DETAILS	DRN. BY	CHKD. BY	VERIFIED BY	DATE
T0	FOR TENDER	V.D.	M.N.	S.S.	08.09.23
T1	FOR TENDER	V.D.	M.N.	S.S.	11.04.24

CLIENT:
 M/S. SHIKSHAN PRASARAK MANDALI

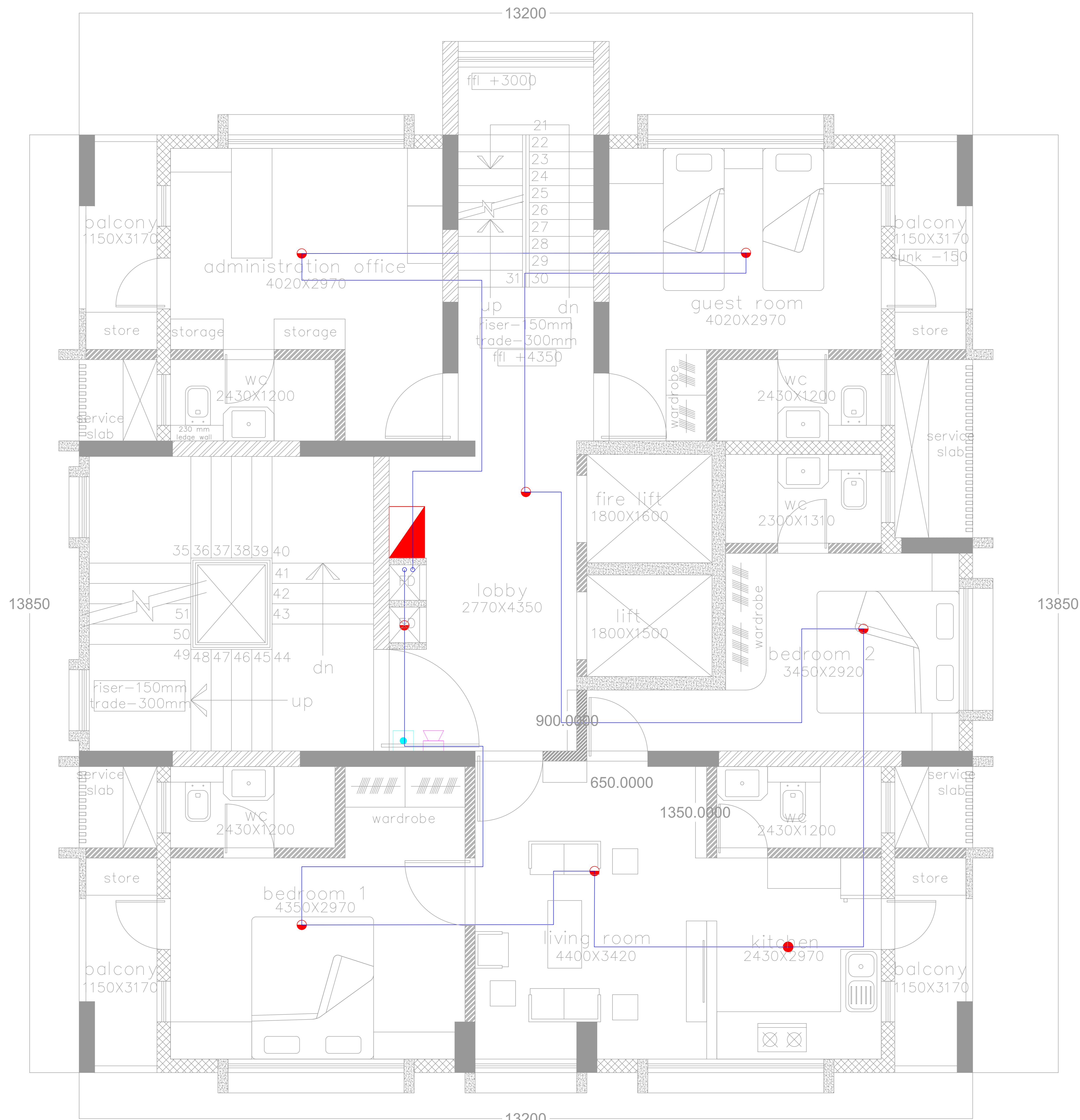
ARCHITECT:
 ASSOCIATED ARCHITECTS
 NO. 501, RAJNAG APART, 14TH ROAD, CHEMBUR EAST, MUMBAI - 400071.

CONSULTANT:
 STRUCTWEL DESIGNERS & CONSULTANTS PVT. LTD
 STRUCTWEL, PLOT NO-15, SECTOR-24, OFF SHIRDI HIGHWAY, TURBHE, NAVI, MUMBAI - 400 705.
 PHONE : 2784 1010 (7 LINES)
 FAX : 91-22-2784 1007

PROJECT TITLE:
 PROPOSED REDEVELOPMENT (GRL'S HOSTEL) OF PLOT NO. 226 (C.S. NO. 302B/10, MATUNGA(E), MUMBAI - 400019 (E/N WARD).

DWG. TITLE:
 DETECTION SYSTEM LAYOUT FOR GROUND FLOOR PLAN

DRN. BY	V.D.	CHKD BY	M.N.	VERIFIED BY	S.S.
JOB NO.	SCALE	DATE			
23058	NTS.	08.09.2023			
DRG NO.	SIZE	SHEET DETAILS		REV.	
MEP/FF/1D-003	A2	2 OF 8	T1		



first floor plan

LEGEND-	
	SMOKE DETECTOR
	MANUAL CALL POINT
	HOOTER
	FIRE CABLE
	MAIN FIRE ALARM PANEL

NOTES:
 1. ALL DIMENSIONS ARE IN MM UNLESS OTHERWISE SHOWN.
 2. DRAWING SHOULD NOT BE SCALED.

REFERENCE DRAWINGS:
 Architect Drawing Mail Dated 06.06.2022

RELEASED FOR	CONTROLLED COPY STAMP
<input type="checkbox"/> APPROVAL/REVIEW	<input type="checkbox"/>
<input type="checkbox"/> REFERENCE	<input type="checkbox"/>
<input checked="" type="checkbox"/> TENDER	<input type="checkbox"/>
<input type="checkbox"/> PROCUREMENT	<input type="checkbox"/>
<input type="checkbox"/> EXECUTION	<input type="checkbox"/>
<input type="checkbox"/> AS BUILT	<input type="checkbox"/>

GOOD FOR CONSTRUCTION

PROJECT MANAGER

REVISIONS:

REV. NO.	DETAILS	DRN/CHKD/VERIFIED BY	DATE
T0	FOR TENDER	V.D. M.N. S.S.	08.09.23
T1	FOR TENDER	V.D. M.N. S.S.	11.04.24

CLIENT:
 M/S. SHIKSHAN PRASARAK MANDALI

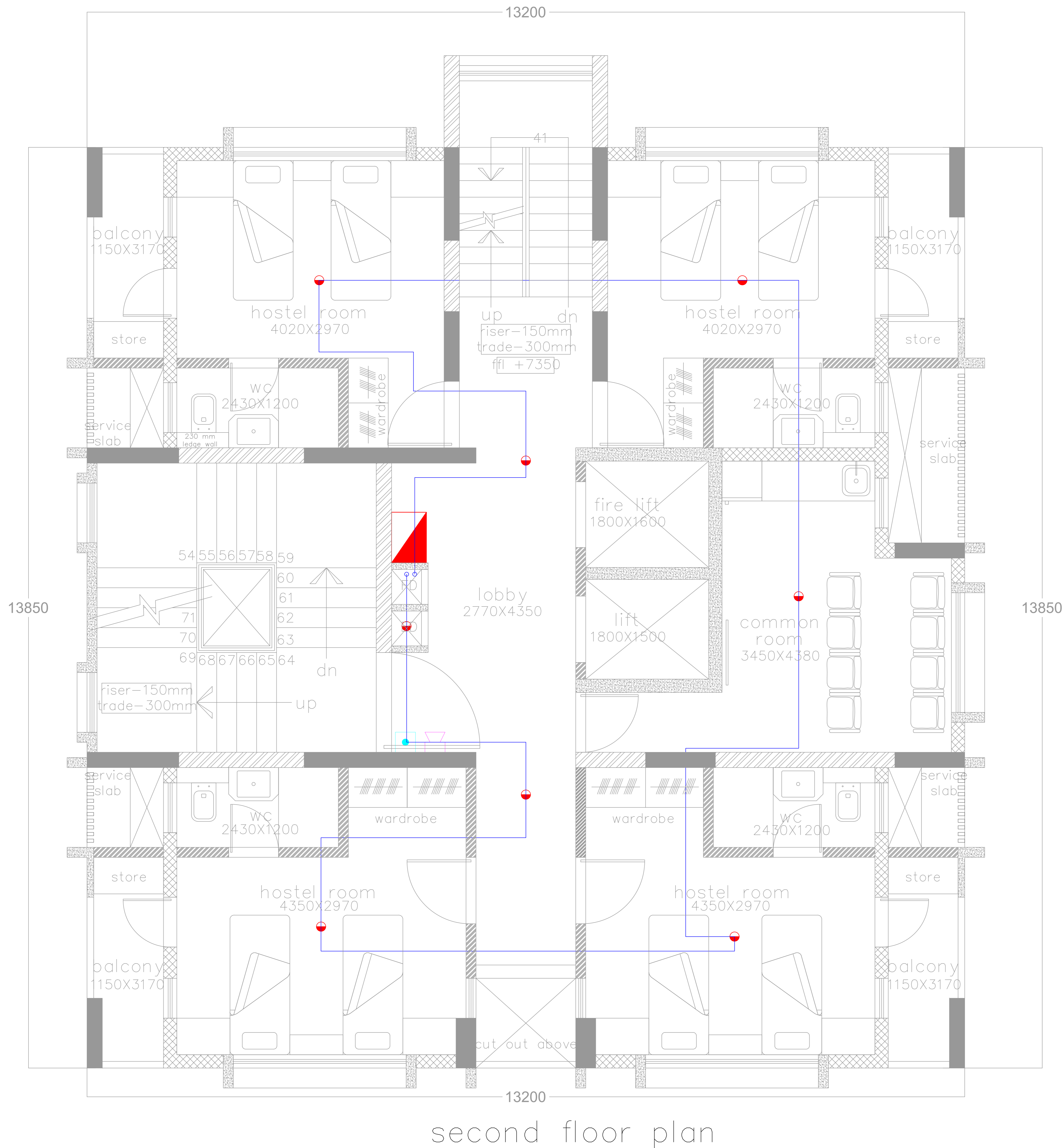
ARCHITECT:
 ASSOCIATED ARCHITECTS
 NO. 501, RAUNAG APART, 14TH ROAD, CHEMBUR EAST, MUMBAI - 400071.

CONSULTANT:
 STRUCTWEL DESIGNERS & CONSULTANTS PVT. LTD
 STRUCTWEL, PLOT NO-15, SECTOR-24, OFF SIGN PAVEL HIGHWAY, TURBHE, NAVI MUMBAI - 400 705.
 PHONE : 2784 1010 (7 LINES)
 FAX : 91-22-2784 1007

PROJECT TITLE:
 PROPOSED REDEVELOPMENT (GRL'S HOSTEL) OF PLOT NO. 226 (C.S. NO. 302B/10, MATUNGA(E), MUMBAI - 400019 (E/N WARD).

DWG. TITLE: DETECTION SYSTEM LAYOUT FOR FIRST FLOOR PLAN

DRN.BY	V.D.	CHKD BY	M.N.	VERIFIED BY	S.S.
JOB NO.	SCALE	DATE			
23058	NTS.	08.09.2023			
DRG NO.	SIZE	SHEET DETAILS		REV.	
MEP/FF/1D-003	A2	3 OF 8	T1		



second floor plan

LEGEND-

	SMOKE DETECTOR
	MANUAL CALL POINT
	HOOTER
	FIRE CABLE
	MAIN FIRE ALARM PANEL

NOTES:
 1. ALL DIMENSIONS ARE IN MM UNLESS OTHERWISE SHOWN.
 2. DRAWING SHOULD NOT BE SCALED.

REFERENCE DRAWINGS:
 Architect Drawing Mail Dated 06.06.2022

RELEASED FOR **CONTROLLED COPY STAMP**

<input type="checkbox"/>	APPROVAL/REVIEW
<input type="checkbox"/>	REFERENCE
<input checked="" type="checkbox"/>	TENDER
<input type="checkbox"/>	PROCUREMENT
<input type="checkbox"/>	EXECUTION
<input type="checkbox"/>	AS BUILT

GOOD FOR CONSTRUCTION

PROJECT MANAGER

REVISIONS:

REV. NO.	DETAILS	DRN/CHKD BY	VERIFIED BY	DATE
T0	FOR TENDER	V.D.	M.N. S.S.	08.09.23
T1	FOR TENDER	V.D.	M.N. S.S.	11.04.24

CLIENT:
 M/S. SHIKSHAN PRASARAK MANDALI

ARCHITECT:
 ASSOCIATED ARCHITECTS
 NO. 501, RAJNAG APART, 14TH ROAD, CHEMBUR EAST, MUMBAI - 400071.

CONSULTANT:
 STRUCTWEL DESIGNERS & CONSULTANTS PVT. LTD
 STRUCTWEL, PLOT NO-15, SECTOR-24, OFF SIGN PANEL HIGHWAY, TURBHE, NAVI MUMBAI - 400 705.
 PHONE : 2784 1010 (7 LINES)
 FAX : 91-22-2784 1007

PROJECT TITLE:
 PROPOSED REDEVELOPMENT (GRL'S HOSTEL) OF PLOT NO. 226 (C.S. NO. 302B/10, MATUNGA(E), MUMBAI - 400019 (E/N WARD).

DWG. TITLE: DETECTION SYSTEM LAYOUT FOR SECOND FLOOR PLAN

DRN. BY	V.D.	CHKD BY	M.N.	VERIFIED BY	S.S.
JOB NO.	SCALE	DATE			
23058	NTS.	08.09.2023			
DRG NO.	SIZE	SHEET DETAILS	REV.		
MEP/FF/1D-003	A2	4 OF 8	T1		



odd floor plan
3rd,5th,9th,11th,13th,15th,17th,19th

LEGEND-	
	SMOKE DETECTOR
	MANUAL CALL POINT
	HOOTER
	FIRE CABLE
	MAIN FIRE ALARM PANEL

NOTES :
1. ALL DIMENSIONS ARE IN MM UNLESS OTHERWISE SHOWN.
2. DRAWING SHOULD NOT BE SCALED.

REFERENCE DRAWINGS:
Architect Drawing Mail Dated 06.06.2022

RELEASED FOR	CONTROLLED COPY STAMP
<input type="checkbox"/> APPROVAL/REVIEW	<input type="checkbox"/>
<input type="checkbox"/> REFERENCE	<input type="checkbox"/>
<input checked="" type="checkbox"/> TENDER	<input type="checkbox"/>
<input type="checkbox"/> PROCUREMENT	<input type="checkbox"/>
<input type="checkbox"/> EXECUTION	<input type="checkbox"/>
<input type="checkbox"/> AS BUILT	<input type="checkbox"/>

GOOD FOR CONSTRUCTION

PROJECT MANAGER

REVISIONS:

REV. NO.	DETAILS	DRN/CHKD/VERIFIED BY	M.N.	S.S.	DATE
T0	FOR TENDER	V.D.	M.N.	S.S.	08.09.23
T1	FOR TENDER	V.D.	M.N.	S.S.	11.04.24

CLIENT :
M/S. SHIKSHAN PRASARAK MANDALI

ARCHITECT :
ASSOCIATED ARCHITECTS
NO. 501, RAJNAG APART, 14TH ROAD, CHEMBUR EAST, MUMBAI - 400071.

CONSULTANT :
 STRUCTWELLS DESIGNERS & CONSULTANTS PVT. LTD
STRUCTWELLS, PLOT NO-15, SECTOR-24, OFF SIGN PANEL HIGHWAY, TURBHE, NAVI MUMBAI - 400 705.
PHONE : 2784 1010 (7 LINES)
FAX : 91-22-2784 1007

PROJECT TITLE :
PROPOSED REDEVELOPMENT (GRL'S HOSTEL) OF PLOT NO. 226 (C.S. NO. 302B/10, MATUNGA(E), MUMBAI - 400019 (E/N WARD).

DWG. TITLE :
DETECTION SYSTEM LAYOUT FOR ODD FLOOR PLAN

DRN.BY	V.D.	CHKD BY	M.N.	VERIFIED BY	S.S.
JOB NO.	SCALE	DATE			
23058	NTS.	08.09.2023			
DRG NO.	SIZE	SHEET DETAILS	REV.		
MEP/FF/1D-003	A2	5 OF 8	T1		



even floor plan
4th,6th,8th,10th,12th,16th,18th,20th

LEGEND-	
	SMOKE DETECTOR
	MANUAL CALL POINT
	HOOTER
	FIRE CABLE
	MAIN FIRE ALARM PANEL

NOTES:
1. ALL DIMENSIONS ARE IN MM UNLESS OTHERWISE SHOWN.
2. DRAWING SHOULD NOT BE SCALED.

REFERENCE DRAWINGS:
Architect Drawing Mail Dated 06.06.2022

RELEASED FOR	CONTROLLED COPY STAMP
<input type="checkbox"/> APPROVAL/REVIEW	<input type="checkbox"/>
<input type="checkbox"/> REFERENCE	<input type="checkbox"/>
<input checked="" type="checkbox"/> TENDER	<input type="checkbox"/>
<input type="checkbox"/> PROCUREMENT	<input type="checkbox"/>
<input type="checkbox"/> EXECUTION	<input type="checkbox"/>
<input type="checkbox"/> AS BUILT	<input type="checkbox"/>

GOOD FOR CONSTRUCTION

PROJECT MANAGER

REVISIONS:

REV. NO.	DETAILS	DRN/CHKD/VERIFIED BY	DATE
T0	FOR TENDER	V.D. M.N. S.S.	08.09.23
T1	FOR TENDER	V.D. M.N. S.S.	11.04.24

CLIENT:
M/S. SHIKSHAN PRASARAK MANDALI

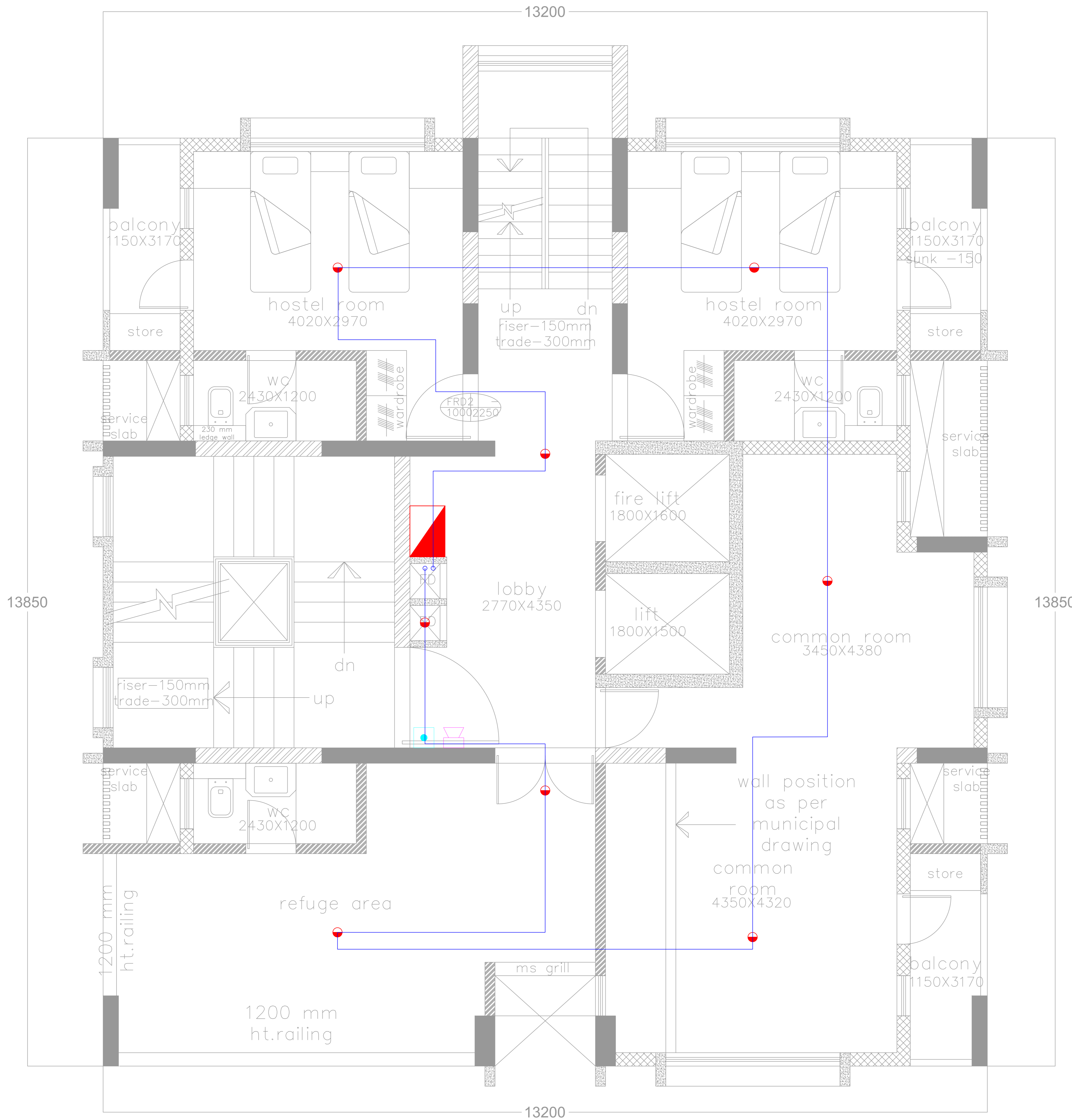
ARCHITECT:
ASSOCIATED ARCHITECTS
NO. 501, RAJNAG APART, 14TH ROAD, CHEMBUR EAST, MUMBAI - 400071.

CONSULTANT:
 STRUCTWELD DESIGNERS & CONSULTANTS PVT. LTD
STRUCTWELD, PLOT NO-15, SECTOR-24, OFF SIGN PANEL HIGHWAY, TURBHE, NAVI MUMBAI - 400 705.
PHONE : 2784 1010 (7 LINES)
FAX : 91-22-2784 1007

PROJECT TITLE:
PROPOSED REDEVELOPMENT (GRL'S HOSTEL) OF PLOT NO. 226 (C.S. NO. 302B/10, MATUNGA(E), MUMBAI - 400019 (F/N WARD).

DWG. TITLE: DETECTION SYSTEM LAYOUT FOR EVEN FLOOR PLAN

DRN.BY	V.D.	CHKD BY	M.N.	VERIFIED BY	S.S.
JOB NO.	SCALE	DATE			
23058	NTS.	08.09.2023			
DRG NO.	SIZE	SHEET DETAILS	REV.		
MEP/FF/1D-003	A2	6 OF 8	T1		



refuge floor plan
7th floor, 14th floor

LEGEND-	
	SMOKE DETECTOR
	MANUAL CALL POINT
	HOOTER
	FIRE CABLE
	MAIN FIRE ALARM PANEL

NOTES:
 1. ALL DIMENSIONS ARE IN MM UNLESS OTHERWISE SHOWN.
 2. DRAWING SHOULD NOT BE SCALED.

REFERENCE DRAWINGS:
 Architect Drawing Mail Dated 06.06.2022

RELEASED FOR	CONTROLLED COPY STAMP
<input type="checkbox"/> APPROVAL/REVIEW	CONTROLLED COPY STAMP
<input type="checkbox"/> REFERENCE	
<input checked="" type="checkbox"/> TENDER	
<input type="checkbox"/> PROCUREMENT	
<input type="checkbox"/> EXECUTION	
<input type="checkbox"/> AS BUILT	

GOOD FOR CONSTRUCTION

PROJECT MANAGER

REVISIONS:

REV. NO.	DETAILS	DRN/CHKD/VERIFIED BY	DATE
T0	FOR TENDER	V.D. M.N. S.S.	08.09.23
T1	FOR TENDER	V.D. M.N. S.S.	11.04.24

CLIENT:
 M/S. SHIKSHAN PRASARAK MANDALI

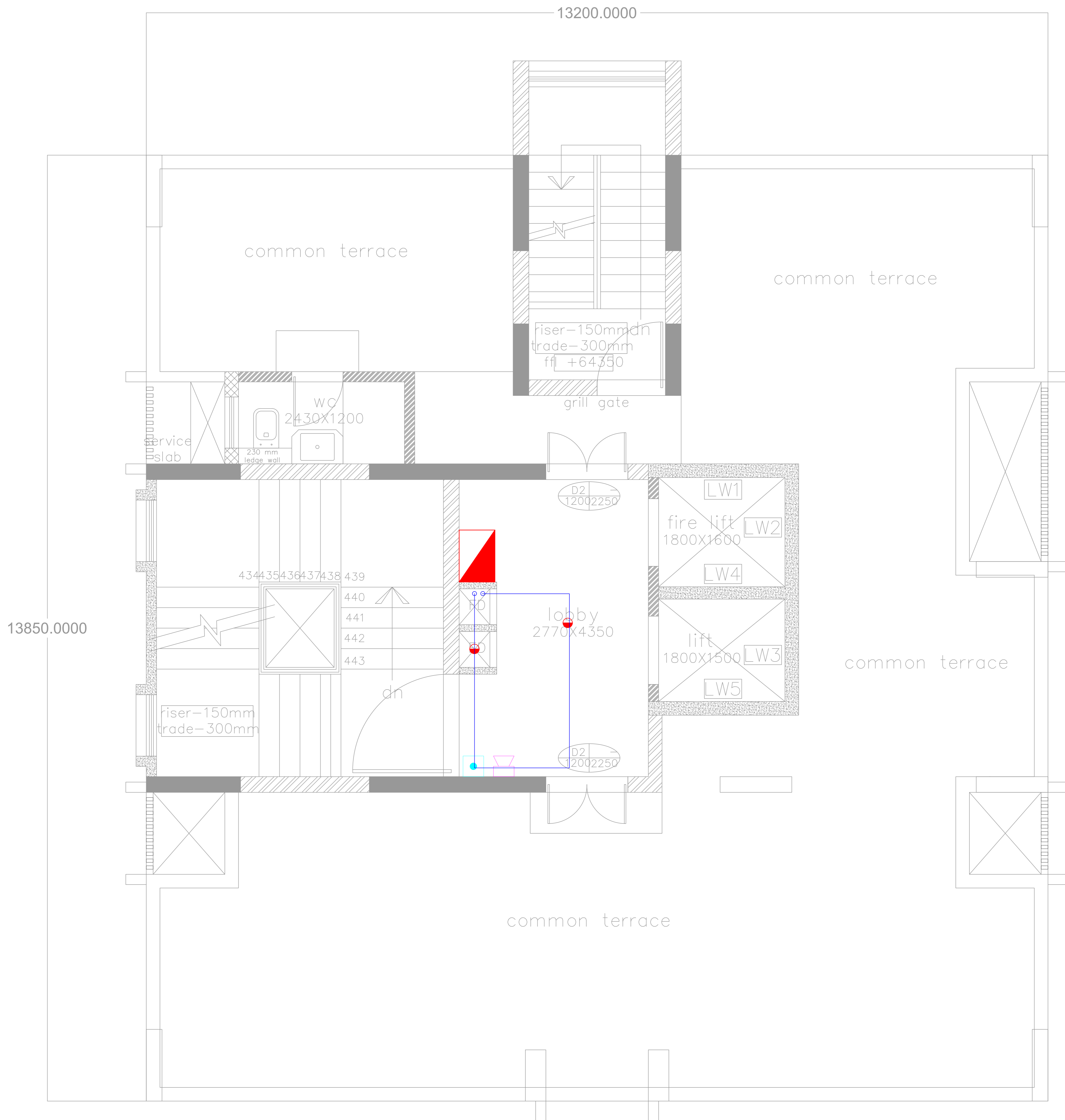
ARCHITECT:
 ASSOCIATED ARCHITECTS
 NO. 501, RAJNAG APART, 14TH ROAD, CHEMBUR EAST, MUMBAI - 400071.

CONSULTANT:
 STRUCTWEL DESIGNERS & CONSULTANTS PVT. LTD
 STRUCTWEL, PLOT NO-15, SECTOR-24, OFF SIGN PANVEL HIGHWAY, TURBHE, NAVI MUMBAI - 400 705.
 PHONE : 2784 1010 (7 LINES)
 FAX : 91-22-2784 1007

PROJECT TITLE:
 PROPOSED REDEVELOPMENT (GRL'S HOSTEL) OF PLOT NO. 226 (C.S. NO. 302B/10, MATUNGA(E), MUMBAI - 400019 (F/N WARD).

DWG. TITLE:
 DETECTION SYSTEM LAYOUT FOR REFUGE 7TH FLOOR PLAN

DRN.BY	V.D.	CHKD BY	M.N.	VERIFIED BY	S.S.
23058	NTS.			08.09.2023	
DRG NO.	SIZE	SHEET DETAILS	REV.		
MEP/FF/1D-003	A2	7 OF 8	T1		



terrace floor plan

LEGEND-

	SMOKE DETECTOR
	MANUAL CALL POINT
	HOOTER
	FIRE CABLE
	MAIN FIRE ALARM PANEL

NOTES :
 1. ALL DIMENSIONS ARE IN MM UNLESS OTHERWISE SHOWN.
 2. DRAWING SHOULD NOT BE SCALED.

REFERENCE DRAWINGS:
 Architect Drawing Mail Dated 06.06.2022

RELEASED FOR

<input type="checkbox"/>	APPROVAL/REVIEW	CONTROLLED COPY STAMP
<input type="checkbox"/>	REFERENCE	
<input checked="" type="checkbox"/>	TENDER	
<input type="checkbox"/>	PROCUREMENT	
<input type="checkbox"/>	EXECUTION	
<input type="checkbox"/>	AS BUILT	

GOOD FOR CONSTRUCTION

PROJECT MANAGER

REVISIONS:

REV. NO.	DETAILS	DRN	CHKD	VERIFIED	DATE
		BY	BY	BY	
T0	FOR TENDER	V.D.	M.N.	S.S.	08.09.23
T1	FOR TENDER	V.D.	M.N.	S.S.	11.04.24

CLIENT :
 M/S. SHIKSHAN PRASARAK MANDALI

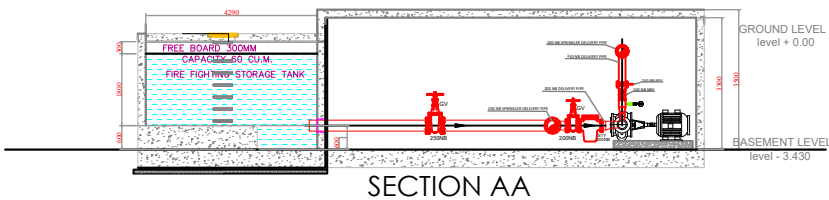
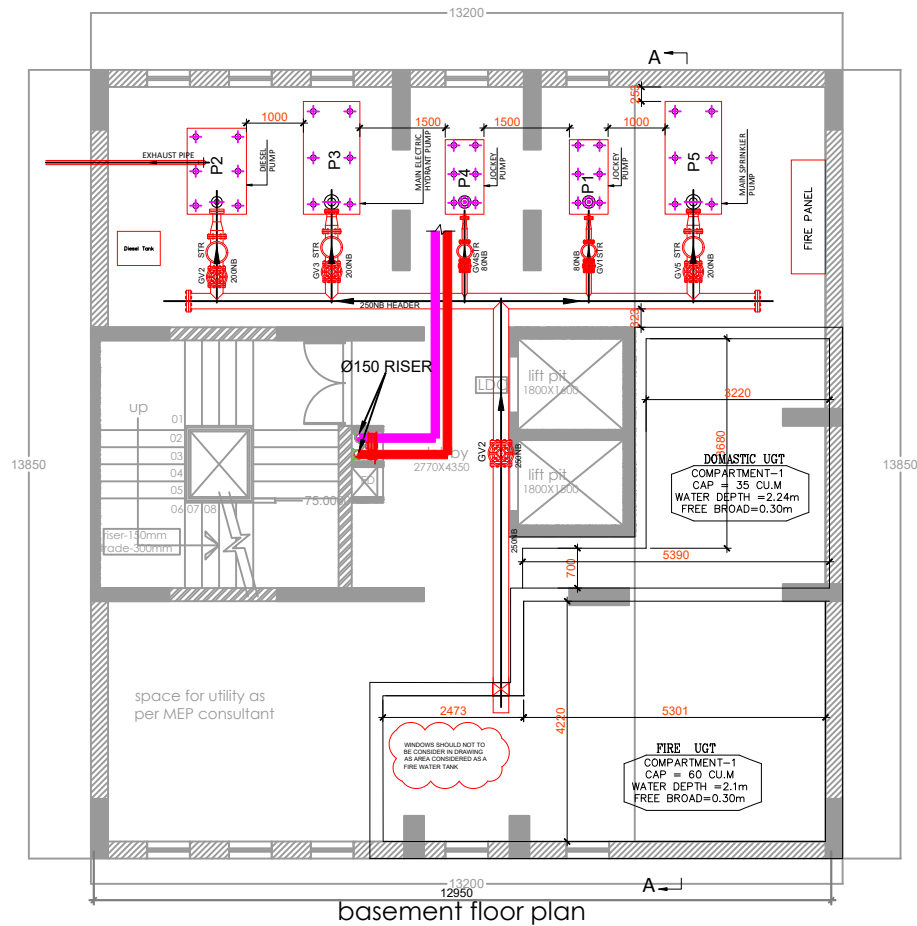
ARCHITECT :
 ASSOCIATED ARCHITECTS
 NO. 501, RAJNAG APART, 14TH ROAD, CHEMBUR EAST, MUMBAI - 400071.

CONSULTANT :
 STRUCTWEL DESIGNERS & CONSULTANTS PVT. LTD
 STRUCTWEL, PLOT NO-15, SECTOR-24, OFF SIGN PANEL HIGHWAY, TURBHE, NAVI MUMBAI - 400 705.
 PHONE : 2784 1010 (7 LINES)
 FAX : 91-22-2784 1007

PROJECT TITLE :
 PROPOSED REDEVELOPMENT (GRL'S HOSTEL) OF PLOT NO. 226 (C.S. NO. 302B/10, MATUNGA(E), MUMBAI - 400019 (F/N WARD).

DWG. TITLE :
 DETECTION SYSTEM LAYOUT FOR TERRACE FLOOR PLAN

DRN.BY	V.D.	CHKD BY	M.N.	VERIFIED BY	S.S.
JOB NO.	SCALE	DATE			
23058	NTS.	08.09.2023			
DRG NO.	SIZE	SHEET	DETAILS	REV.	
MEP/FF/1D-003	A2	8 OF 8	T1		



DESIGN PARAMETERS-

DESIGN STD.	NBC
TANK CAP.	50 CUBIC MTR
STANDBY PUMP	DIESEL DRIVEN 2400 LPM AT 100 MWC
MAIN PUMP HYDRANT	ELE. DRIVEN 2400 LPM AT 100 MWC
JOCKEY PUMP HYDRANT	ELE. DRIVEN 180 LPM AT 100 MWC
SPRINKLER PUMP	ELE. DRIVEN 2400 LPM AT 100 MWC
JOCKEY PUMP SPRINKLER	ELE. DRIVEN 180 LPM AT 100 MWC

LEGEND-

SYMBOL	DESCRIPTION
	FIRE WATER HYDRANT LINE
	SINGLE HEADED HYDRANT
	NON RETURN VALVE
	BUTTERFLY VALVE
	FIRE ESCAPE HYDRANT
	HOSE BOX (EXTERNAL)
	HOSE BOX (INTERNAL)
	FOUR WAY FIRE BRIGADE INLET
	TWO WAY FIRE BRIGADE INLET
	HOSE REEL

NOTES:
 1. ALL DIMENSIONS ARE IN MM UNLESS OTHERWISE SHOWN.
 2. DRAWING SHOULD NOT BE SCALED.

REFERENCE DRAWINGS:
 Architect Drawing, Mail Dated 06.08.2022

RELEASED FOR:

<input type="checkbox"/> APPROVAL REVIEW	<input checked="" type="checkbox"/> CONTROLLED COPY'S STAMP
<input type="checkbox"/> REFERENCE	
<input checked="" type="checkbox"/> TENDER	
<input type="checkbox"/> PROCUREMENT	
<input type="checkbox"/> EXECUTION	
<input type="checkbox"/> AS-BUILT	

GOOD FOR CONSTRUCTION

PROJECT MANAGER

REVISIONS:

NO.	DETAILS	DATE	BY	CHKD	VERIFIED	DATE
T0	FOR TENDER	V/D	M/N	S.S.	16.10.2023	
T1	FOR TENDER	V/D	M/N	S.S.	16.10.2023	
T2	FOR TENDER	V/D	M/N	S.S.	16.10.2023	

CLIENT:
 M/S. SHIKSHAN PRASARAK MANDALI

ARCHITECT:
 ASSOCIATED ARCHITECTS
 NO. 502, BANERJANAGAR, 4TH FLOOR,
 CHENNAI EAST, MADHURAI - 600071.

CONSULTANT:

 STRUCTURAL DESIGNERS & CONSULTANTS PVT. LTD.
 STRUCTURAL, PLOT NO-15, SECTOR-24,
 GIFT ROAD, BANERJANAGAR, CHENNAI,
 TAMIL NADU - 600071.
 PHONE: 0781 0102178 (R) FAX: 91-22-2784 007

PROJECT TITLE:
 PROPOSED REDEVELOPMENT (GIRL'S HOSTEL) OF
 PLOT NO. 22A (C.S. NO. 2028/16, MATANGAI),
 ANIMALLI - 600119 (P.W. ROAD).

DWG. TITLE:
 BASEMENT FLOOR PUMP ROOM LAYOUT

DRN. BY	V/D	CHKD	BY	M/N	VERIFIED	BY	S.S.
23058	NTS.				16.10.2023		
DRG. NO.	SCALE	DATE	SIZE	SHEET DETAILS	REV.		
MEP/FP/021	A2	1 OF 3	T2				

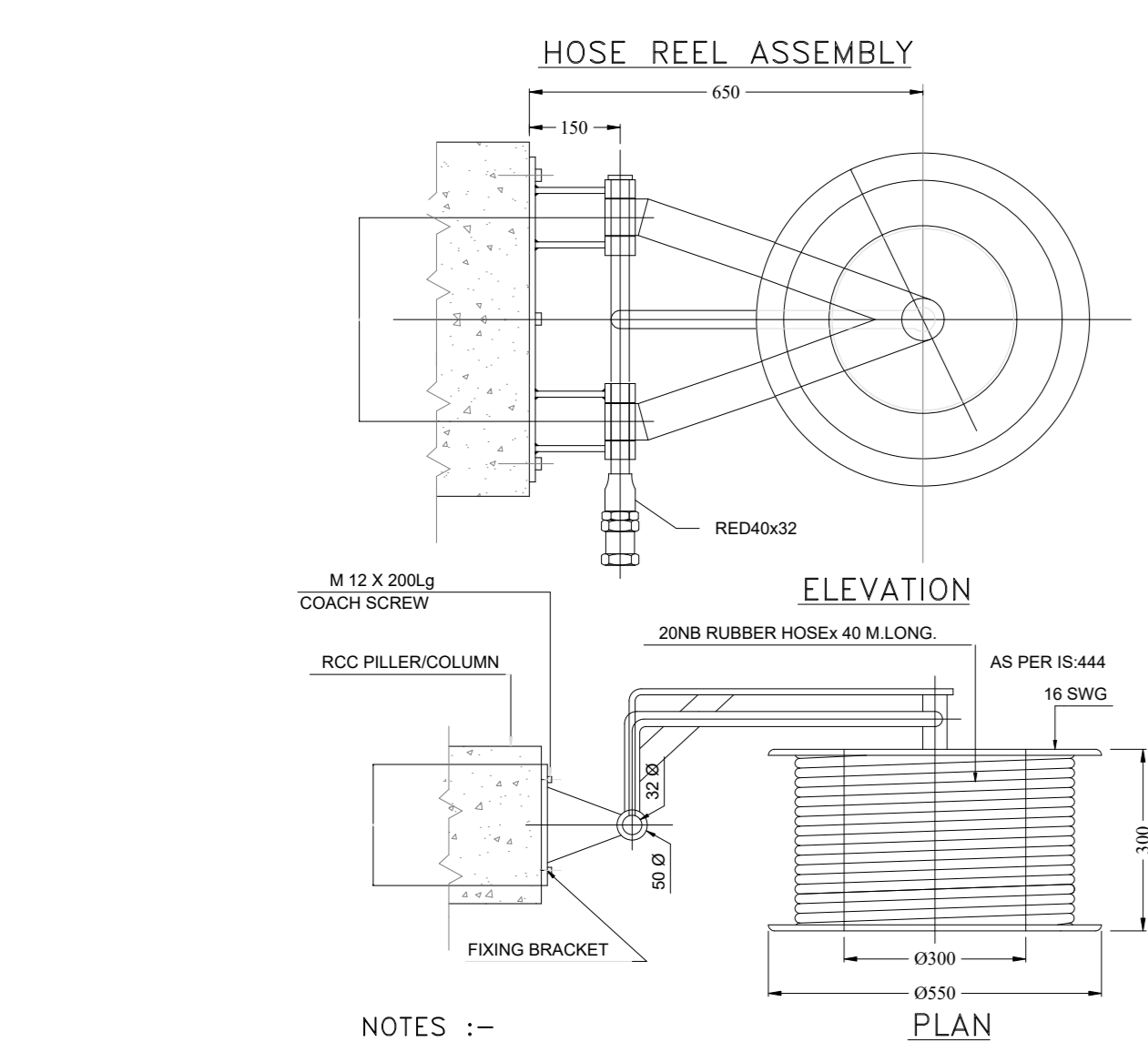
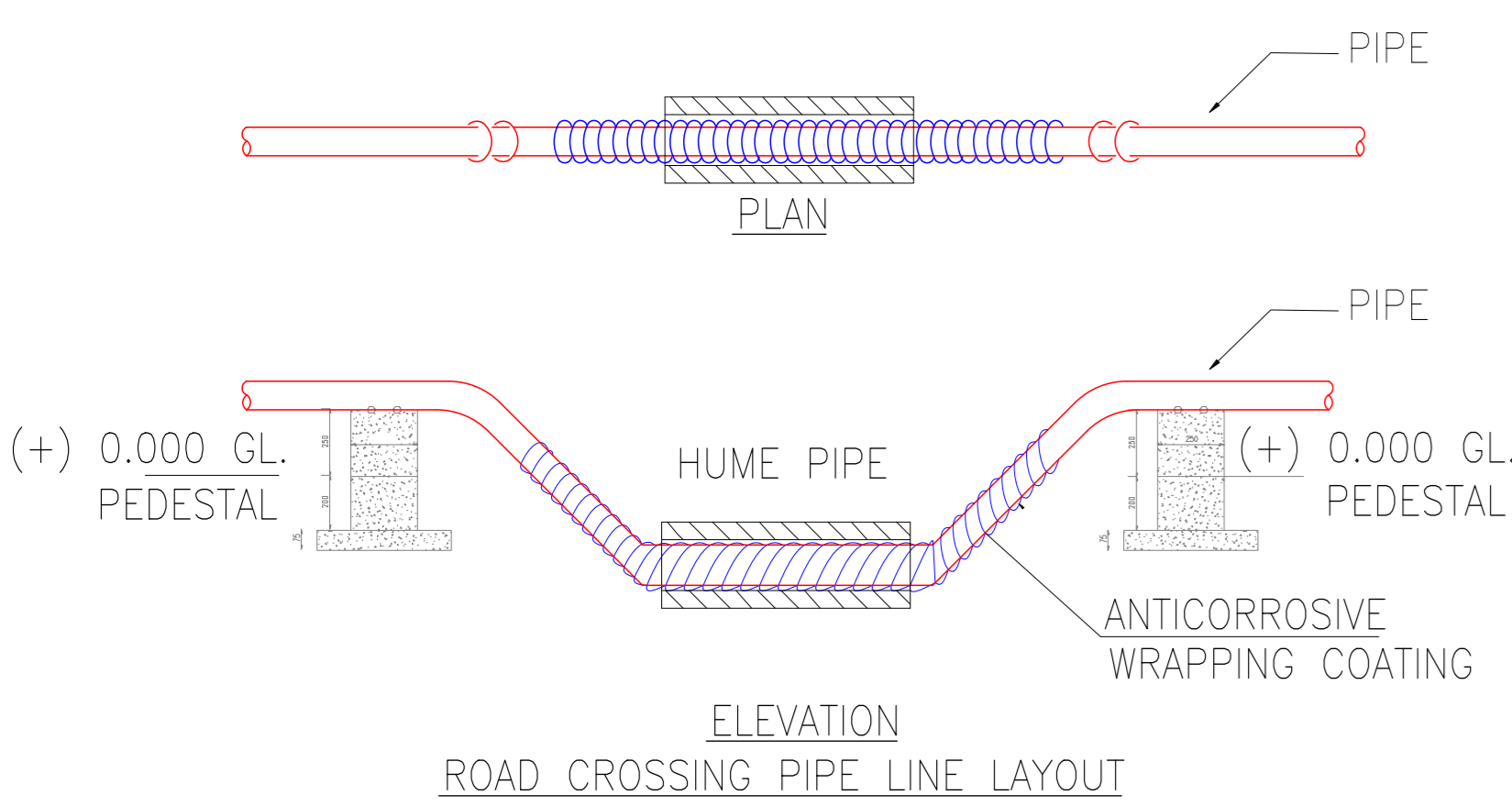
HYDRANT SYSTEM LAYOUT

DESIGN PARAMETERS-

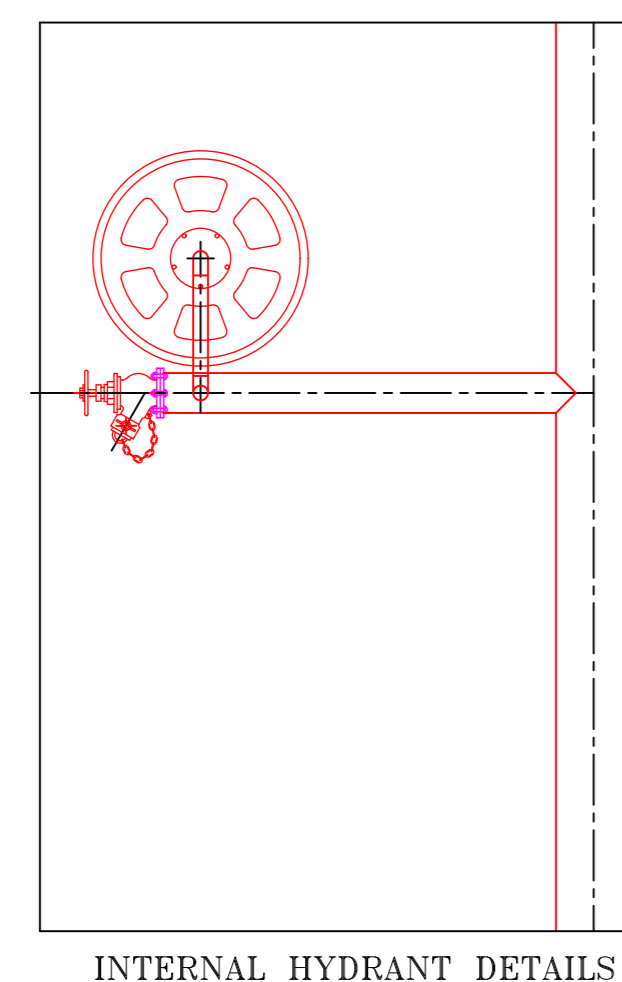
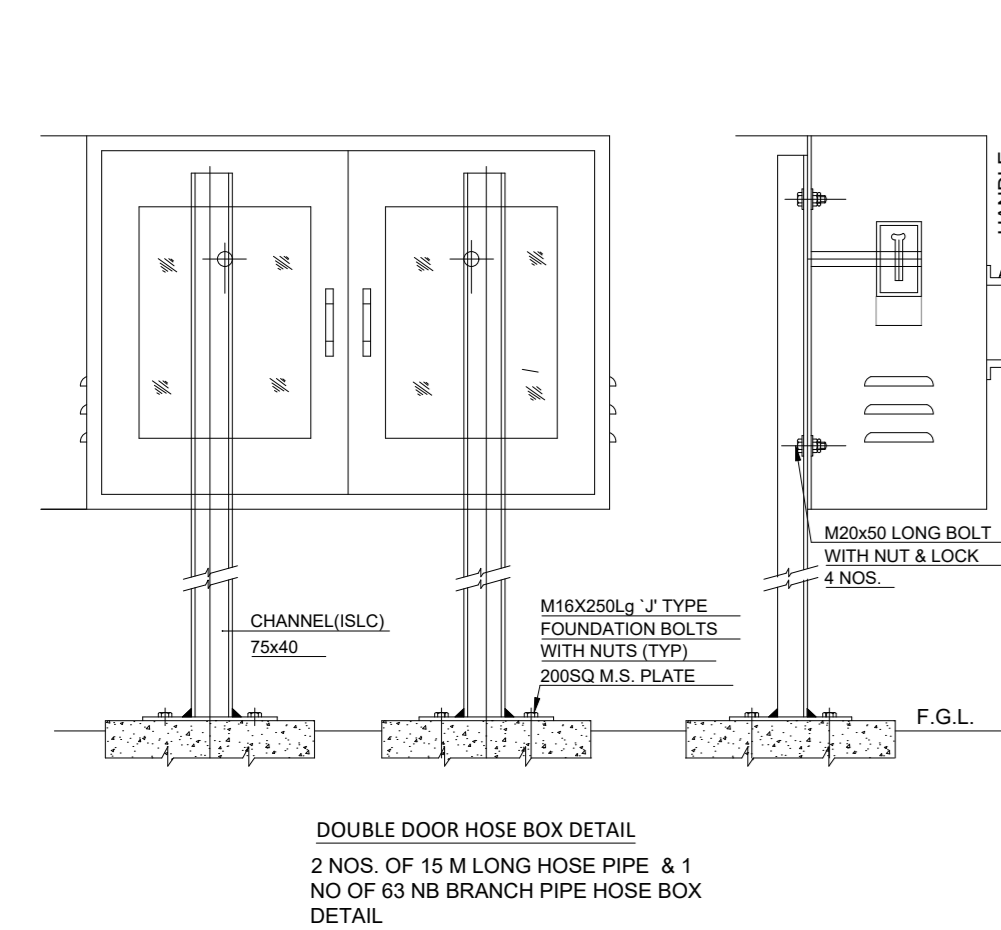
DESIGN STD.	NBC
TANK CAP.	50 CUBIC MTR
STANDBY PUMP	DIESEL DRIVEN 2400 LPM AT 100 MWC
MAIN PUMP HYDRANT	ELE. DRIVEN 2400 LPM AT 100 MWC
JOCKEY PUMP HYDRANT	ELE. DRIVEN 180 LPM AT 100 MWC
SPRINKLER PUMP	ELE. DRIVEN 2400 LPM AT 100 MWC
JOCKEY PUMP SPRINKLER	ELE. DRIVEN 180 LPM AT 100 MWC

NOTES:-

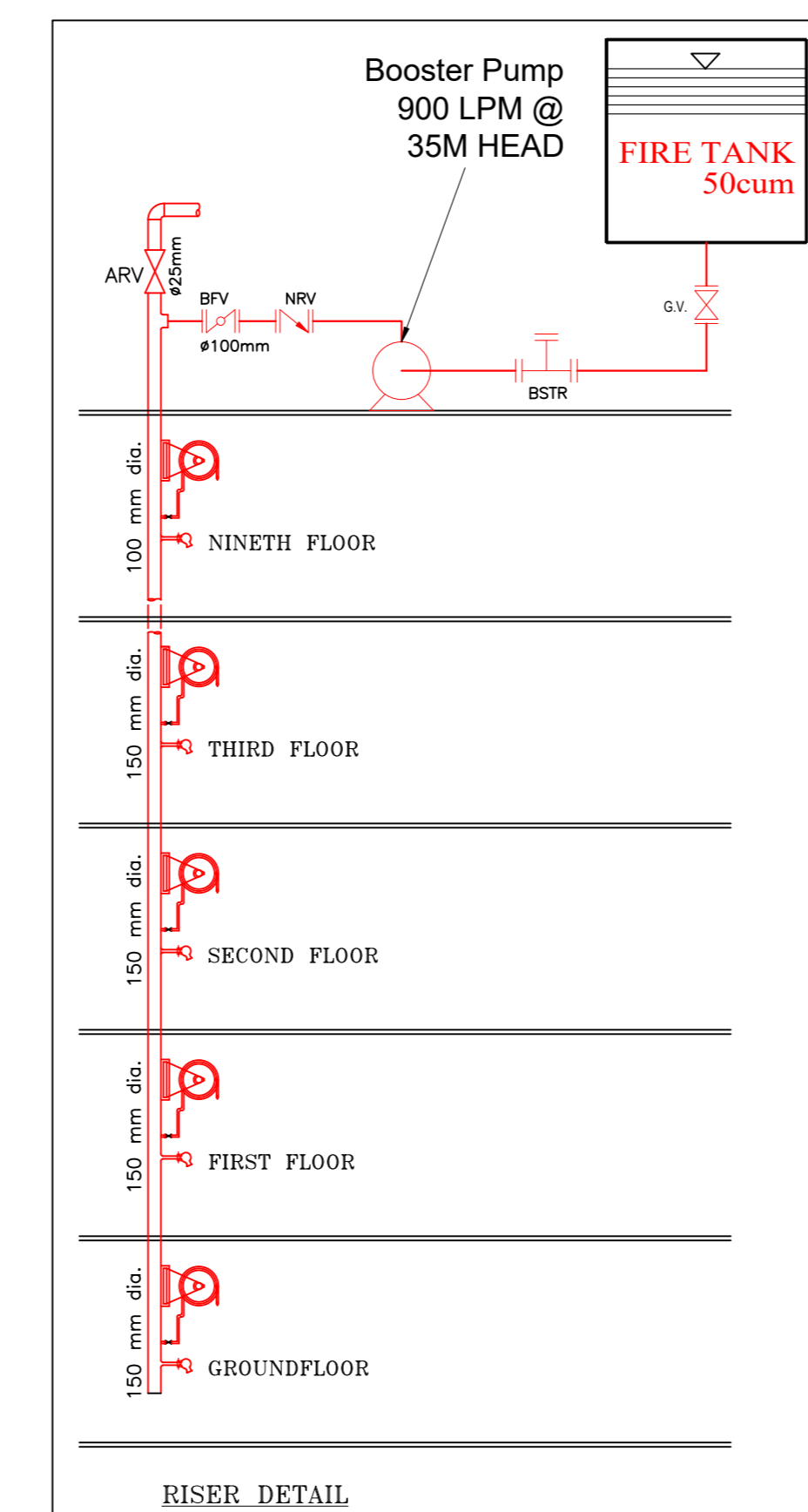
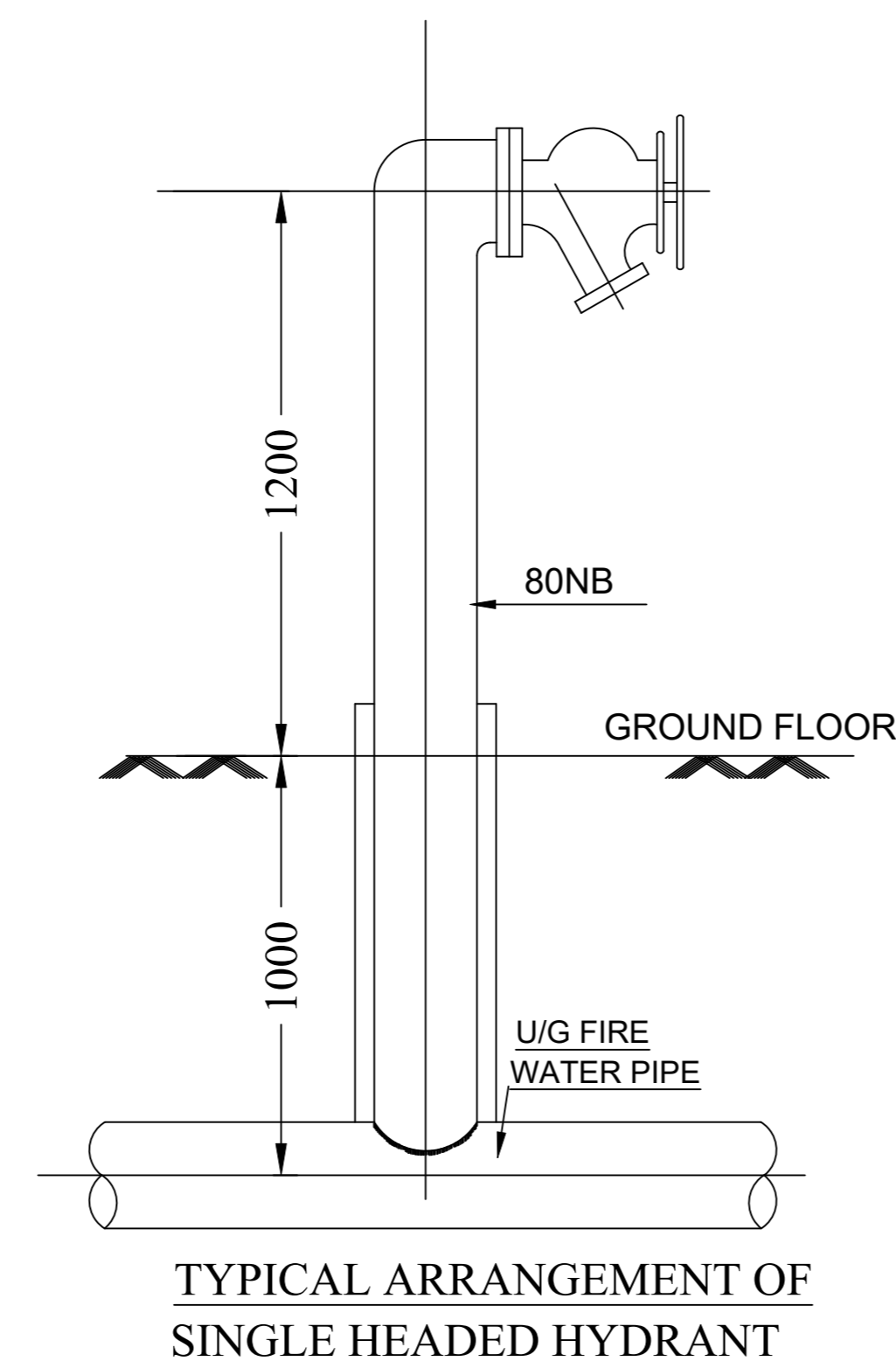
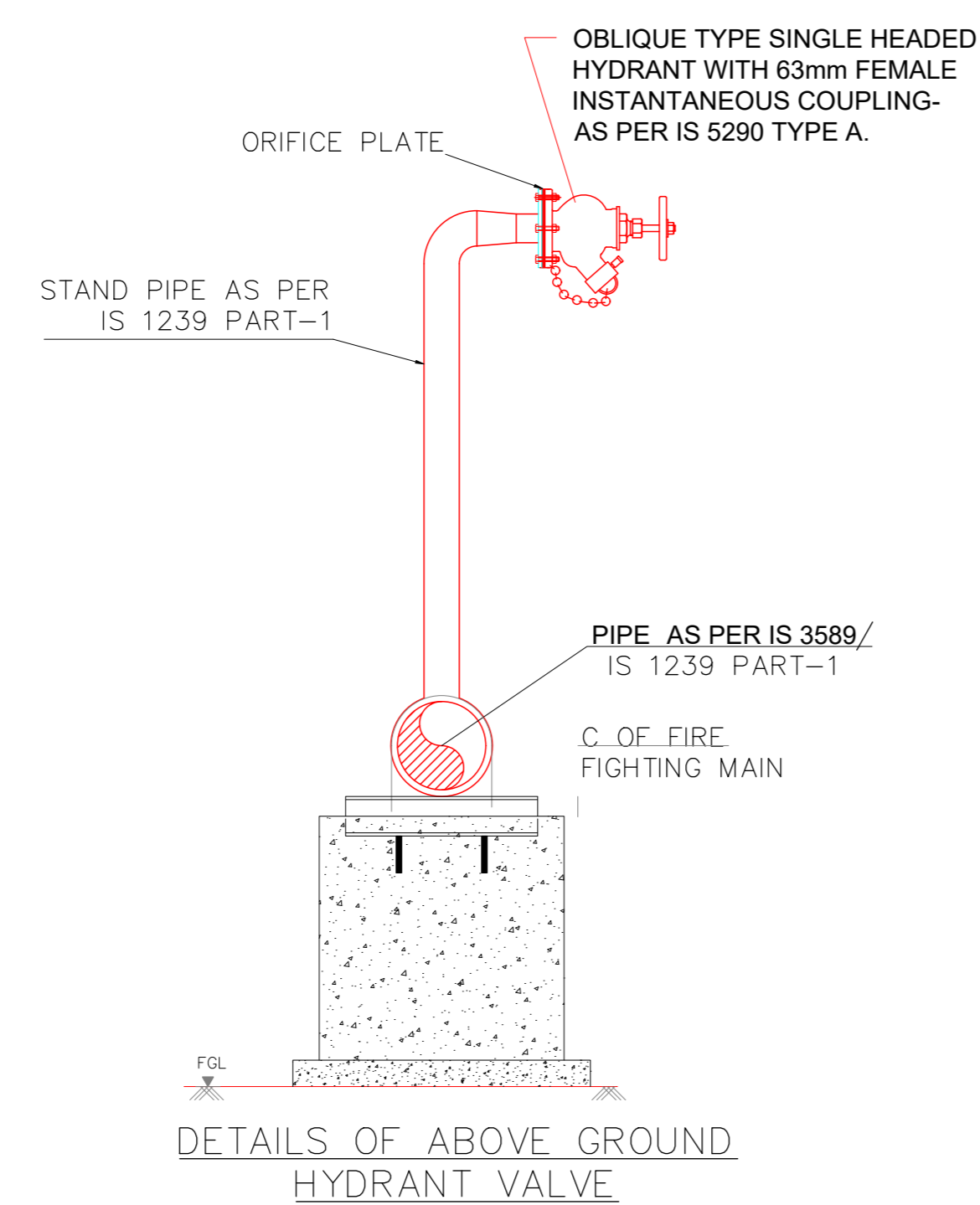
- THE OCCUPANCY IS REGARDED AS LIGHT HAZARD
- HYDRANT RING MAIN WILL BE ABOVE GROUND/UNDER GROUND/THROUGH HUME PIPE
- UNDER GROUND PIPE WILL BE ~1MTR BELOW GROUND LEVEL



- NOTES:-
- ALL DIMENSIONS ARE IN mm.
 - HOSE REEL IS SUITABLE TO ACCOMMODATE 20 NB X 30 Mtrs. Lg.
 - HOSE AS PER IS - 444
 - THE MATERIAL OF CONSTRUCTION FOR VARIOUS COMPONENTS AND GENERAL ARRGT. SHALL BE AS PER IS - 884
 - LOCATION OF HOSE REEL SHALL BE THE CENTER HEIGHT OF HOSE REEL SHALL BE 1500mm (MAX.) ABOVE RESPECTIVE FLOOR LEVEL
 - FOR PIPE LAYOUT DIMENSION @ ROAD BETWEEN BOPP & BOPET STRUCTURE REFER SECTION X-XY-Y1-Z.
 - FOR ROAD CROSSING Ø300 HUME PIPE NP3 CLASS TO BE USED.



AIN LINE
100NB



LEGEND-

SYMBOL	DESCRIPTION
	FIRE WATER HYDRANT LINE
	SINGLE HEADED HYDRANT
	NON RETURN VALVE
	BUTTERFLY VALVE
	FIRE ESCAPE HYDRANT
	HOSE BOX (EXTERNAL)
	HOSE BOX (INTERNAL)
	FOUR WAY FIRE BRIGADE INLET
	TWO WAY FIRE BRIGADE INLET
	HOSE REEL



NOTES:

- ALL DIMENSIONS ARE IN MM UNLESS OTHERWISE SHOWN.
- DRAWING SHOULD NOT BE SCALED.

REFERENCE DRAWINGS:

Architect Drawing Mail Dated 06.06.2022

RELEASED FOR

- APPROVAL/REVIEW
- REFERENCE
- TENDER
- PROCUREMENT
- EXECUTION
- AS BUILT

CONTROLLED COPY STAMP

GOOD FOR CONSTRUCTION

PROJECT MANAGER

REVISIONS:

REV. NO.	DETAILS	DRN/CHKD BY	VERIFIED BY	DATE
T0	FOR TENDER	V.D. M.N. S.S.		08.09.23
T1	FOR TENDER	V.D. M.N. S.S.		16.10.23
T2	FOR TENDER	V.D. M.N. S.S.		11.04.24

CLIENT:

M/S. SHIKSHAN PRASARAK MANDALI

ARCHITECT:

ASSOCIATED ARCHITECTS
NO. 501, RAJNAG APART, 14TH ROAD,
CHEMBUR EAST, MUMBAI - 400071.

CONSULTANT:

STRUCTWEL DESIGNERS & CONSULTANTS PVT. LTD
STRUCTWEL, PLOT NO-15, SECTOR-24,
OFF SIGN PANEL HIGHWAY, TURBHE,
NAVI MUMBAI - 400 705.
PHONE : 2784 1010 (7 LINES)
FAX : 91-22-2784 1007

PROJECT TITLE:

PROPOSED REDEVELOPMENT (GIRL'S HOSTEL) OF
PLOT NO. 226 (C.S. NO. 2028/10, MATUNGA(E),
MUMBAI - 400019 (F/N WARD).

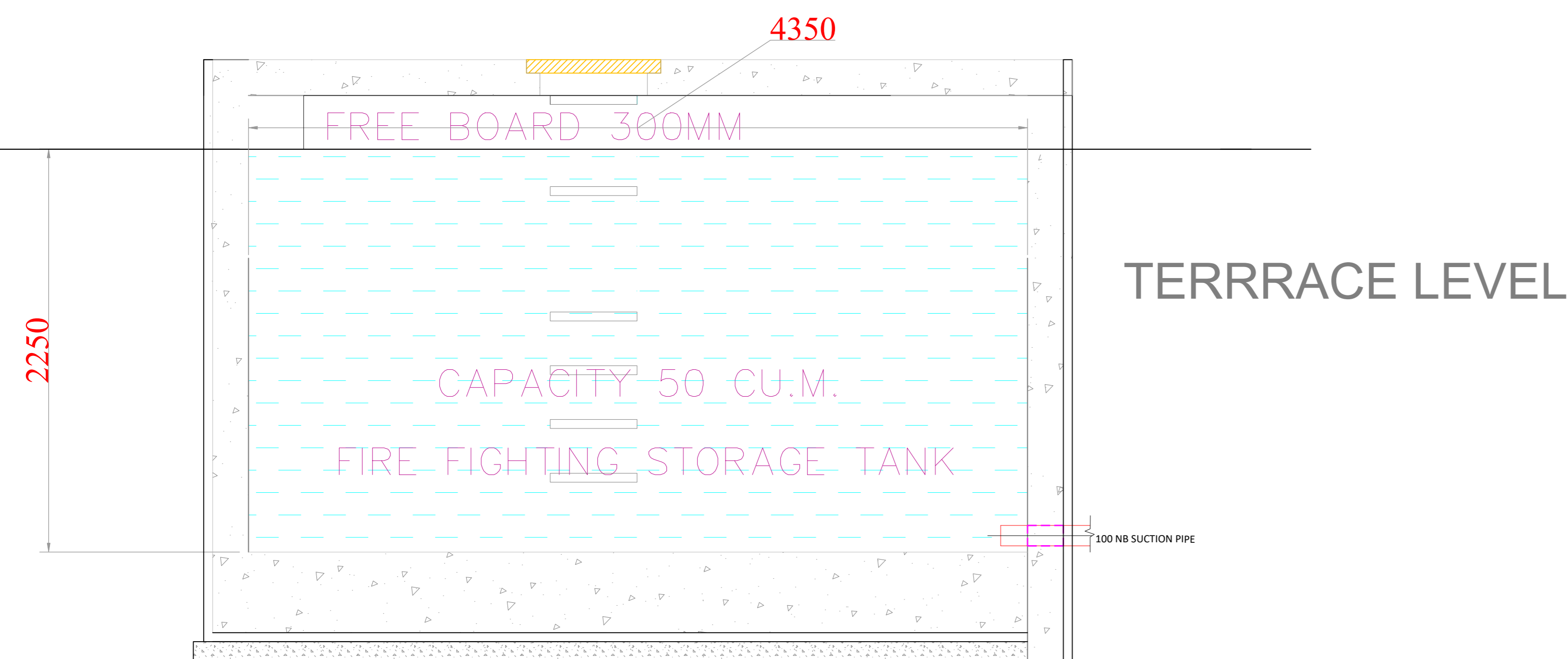
DWG. TITLE:

HYDRANT SYSTEM LAYOUT

DRN. BY	V.D.	CHKD BY	M.N.	VERIFIED BY	S.S.	
23058		NTS.		16.10.2023		
DRG NO.	SCALE	DATE	DRG NO.	SIZE	SHEET DETAILS	REV.
MEP/FF/10-001	A2	2 OF 3			T2	



terrace floor plan



TANK 01 SEC B-B'



TANK 02 SEC B-B'

NOTES:
 1. ALL DIMENSIONS ARE IN MM UNLESS OTHERWISE SHOWN.
 2. DRAWING SHOULD NOT BE SCALED.

REFERENCE DRAWINGS:
 Architect Drawing Mail Dated 06.06.2022

RELEASED FOR		CONTROLLED COPY STAMP
<input type="checkbox"/>	APPROVAL/REVIEW	
<input type="checkbox"/>	REFERENCE	
<input checked="" type="checkbox"/>	TENDER	
<input type="checkbox"/>	PROCUREMENT	
<input type="checkbox"/>	EXECUTION	
<input type="checkbox"/>	AS BUILT	

GOOD FOR CONSTRUCTION

PROJECT MANAGER

REVISIONS:

REV. NO.	DETAILS	DRN	CHKD	VERIFIED	DATE
T0	FOR TENDER	V.D.	M.N.	S.S.	08.09.23
T1	FOR TENDER	V.D.	M.N.	S.S.	16.10.23
T2	FOR TENDER	V.D.	M.N.	S.S.	11.04.24

CLIENT:
 M/S. SHIKSHAN PRASARAK MANDALI

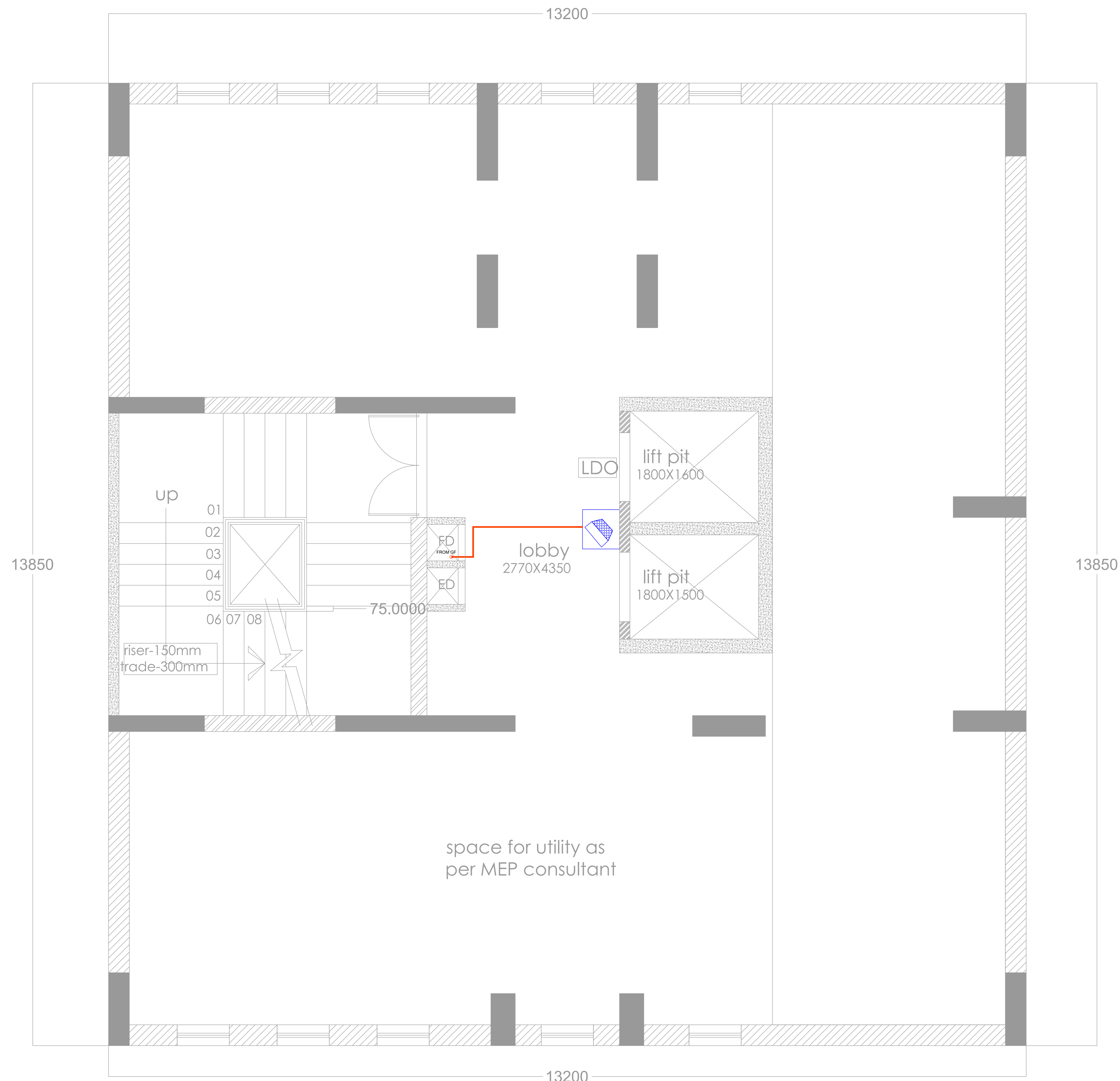
ARCHITECT:
 ASSOCIATED ARCHITECTS
 NO. 501, RAJNAG APART, 14TH ROAD,
 CHEMBUR EAST, MUMBAI - 400071.

CONSULTANT:
STRUCTWEL DESIGNERS & CONSULTANTS PVT. LTD
 STRUCTWEL, PLOT NO-15, SECTOR-24,
 OFF-SIGN PANEVEL HIGHWAY, TURBHE,
 NAVI, MUMBAI - 400 705.
 PHONE : 2784 1010 (7 LINES)
 FAX : 91-22-2784 1007

PROJECT TITLE:
 PROPOSED REDEVELOPMENT (GIRL'S HOSTEL) OF
 PLOT NO. 226 (C.S. NO. 2028/10, MATUNGA(E),
 MUMBAI - 400019 (F/N WARD).

DWG. TITLE:
 HYDRANT SYSTEM LAYOUT

DRN.BY	V.D.	CHKD	M.N.	VERIFIED	S.S.
JOB NO.	SCALE	DATE			
23058	NTS.	16.10.2023			
DRG NO.	SIZE	SHEET DETAILS		REV.	
MEP/FF/ID-001	A2	3 OF 3		T2	



basement floor plan

LEGENDS:

SYMBOL	DESCRIPTION
	15 WATTS WALL MOUNTED SPEAKER
	SPEAKER CABLE 2C X 1.5sqmm
	AMPLIFIER

NOTES:

- 1. ALL DIMENSIONS ARE IN MM UNLESS OTHERWISE SHOWN.
- 2. DRAWING SHOULD NOT BE SCALED.

REFERENCE DRAWINGS:

Architect Drawing Mail Dated 06.06.2022

RELEASED FOR

- APPROVAL/REVIEW
- REFERENCE
- TENDER
- PROCUREMENT
- EXECUTION
- AS BUILT

CONTROLLED COPY STAMP

GOOD FOR CONSTRUCTION

PROJECT MANAGER

REVISIONS:

REV. NO.	DETAILS	DRN. BY	CHKD. BY	VERIFIED BY	DATE
T0	FOR TENDER	V.D.	M.N.	S.S.	15.03.24
T1	FOR TENDER	V.D.	O.M.	S.S.	11.04.24

CLIENT:

M/S. SHIKSHAN PRASARAK MANDALI

ARCHITECT:

ASSOCIATED ARCHITECTS
NO. 501, RAJNAG APART, 14TH ROAD,
CHEMBUR EAST, MUMBAI - 400071.

CONSULTANT:

STRUCTWEL DESIGNERS & CONSULTANTS PVT. LTD
STRUCTWEL, PLOT NO-15, SECTOR-24,
OFF SION PANVEL HIGHWAY, TURBHE,
NAVI, MUMBAI - 400 705.
PHONE : 2784 1010 (7 LINES)
FAX : 91-22-2784 1007

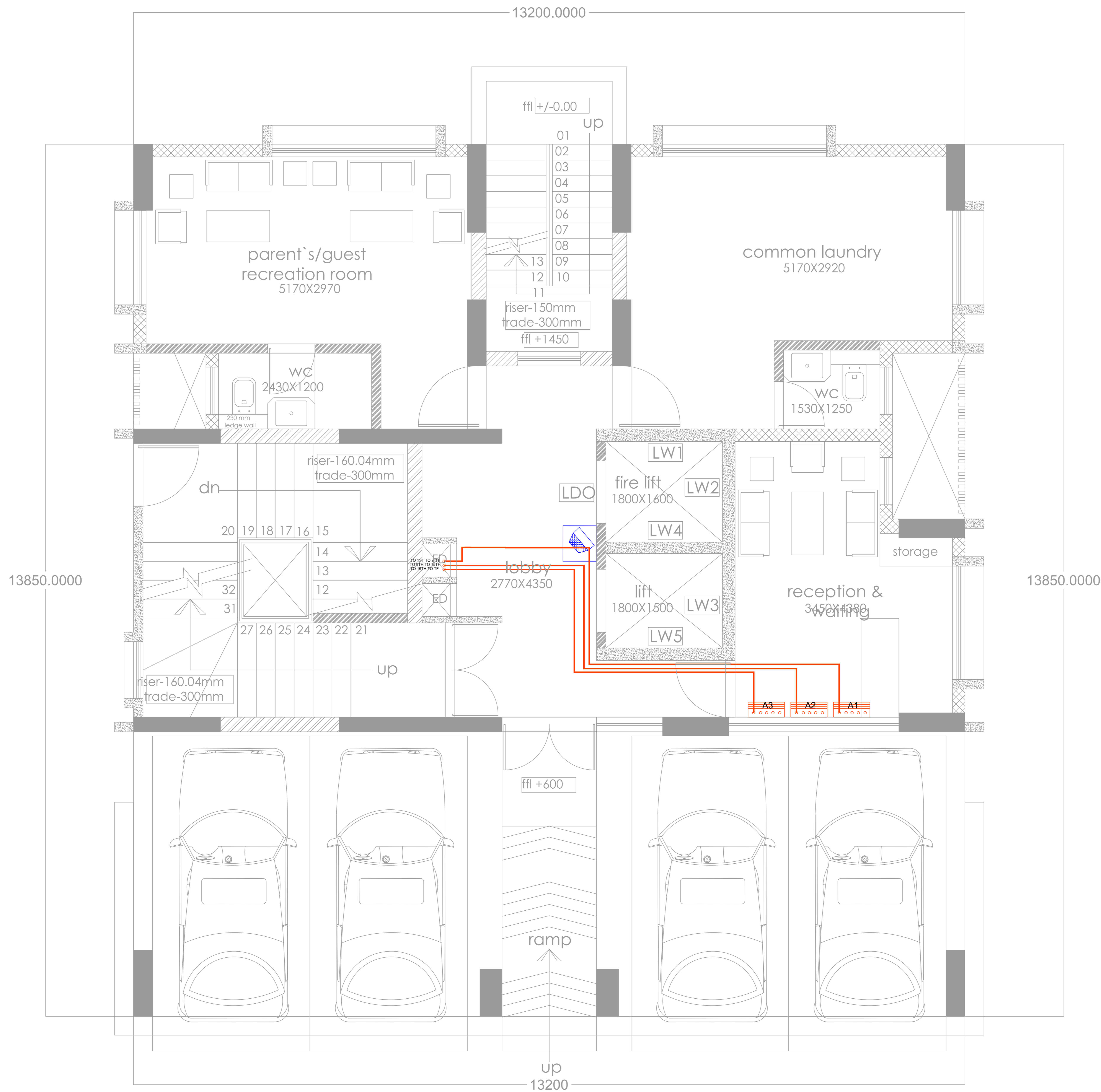
PROJECT TITLE:

PROPOSED REDEVELOPMENT (GIRL'S HOSTEL) OF
PLOT NO. 224 (C.S. NO. 2028/10, MATUNGA(E),
MUMBAI - 400019 (F/N WARD).

DWG. TITLE:

PUBLIC ADDRESS SYSTEM LAYOUT FOR
BASEMENT FLOOR

DRN. BY	V.D.	CHKD BY	M.N.	VERIFIED BY	S.S.
JOB NO.	SCALE	DATE			
23058	NTS.	15.03.2024			
DRG NO.	SIZE	SHEET	DETAILS	REV.	
MEP/FF/10-004	A2	1 OF 8	T1		



ground floor plan

LEGENDS:

SYMBOL	DESCRIPTION
	15 WATTS WALL MOUNTED SPEAKER
	SPEAKER CABLE 2C X 1.5sqmm
	AMPLIFIER

NOTES:
 1. ALL DIMENSIONS ARE IN MM UNLESS OTHERWISE SHOWN.
 2. DRAWING SHOULD NOT BE SCALED.

REFERENCE DRAWINGS:
 Architect Drawing Mail Dated 06.06.2022

RELEASED FOR:

<input type="checkbox"/>	APPROVAL/REVIEW	CONTROLLED COPY STAMP
<input type="checkbox"/>	REFERENCE	
<input checked="" type="checkbox"/>	TENDER	
<input type="checkbox"/>	PROCUREMENT	
<input type="checkbox"/>	EXECUTION	
<input type="checkbox"/>	AS BUILT	

GOOD FOR CONSTRUCTION

PROJECT MANAGER

REVISIONS:

REV. NO.	DETAILS	DRN. BY	CHKD. BY	VERIFIED BY	DATE
T0	FOR TENDER	V.D.	M.N.	S.S.	15.03.24
T1	FOR TENDER	V.D.	O.M.	S.S.	11.04.24

CLIENT:
 M/S. SHIKSHAN PRASARAK MANDALI

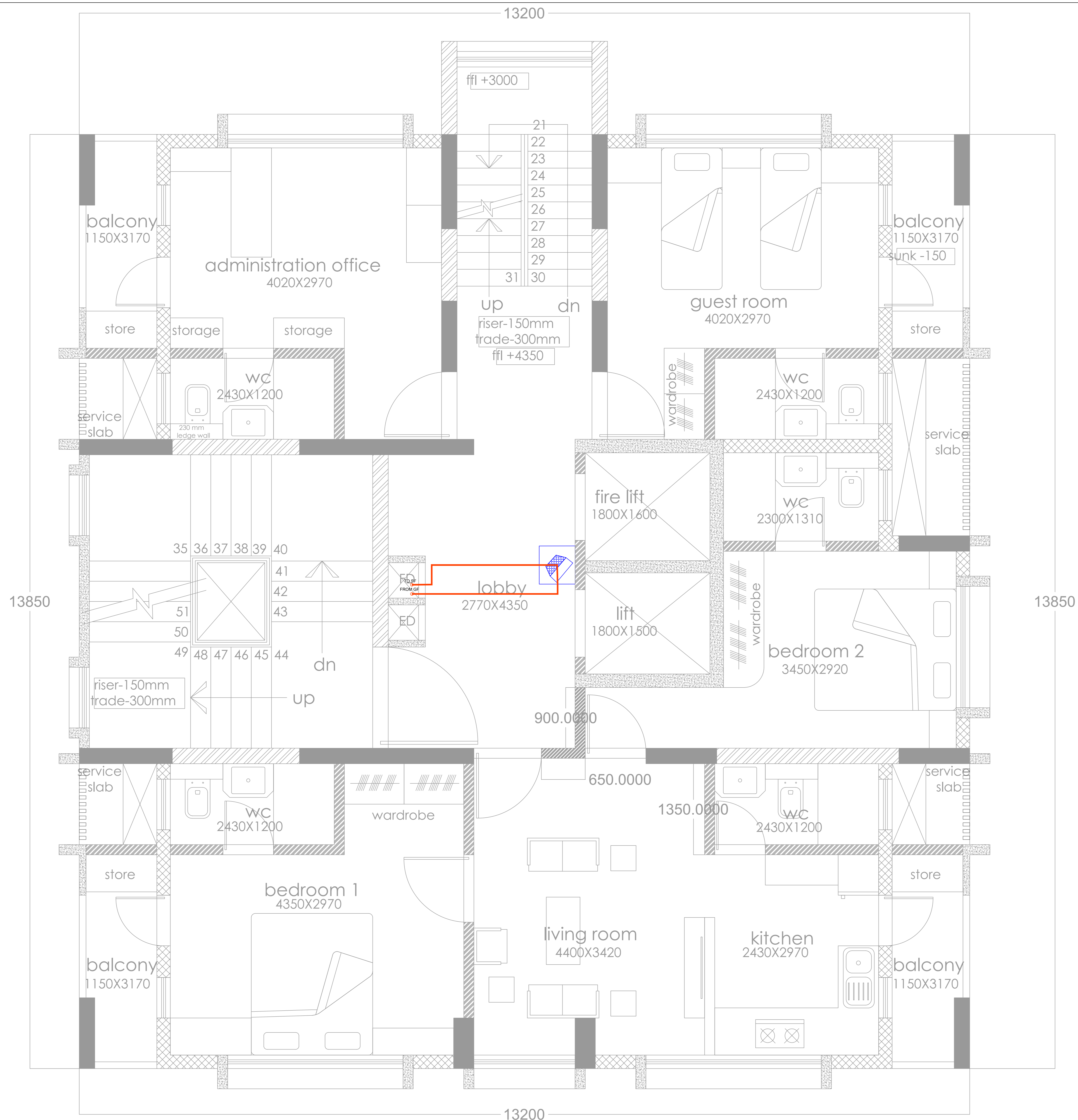
ARCHITECT:
 ASSOCIATED ARCHITECTS
 NO. 301, RAJNAG APART, 14TH ROAD,
 CHEMBUR EAST, MUMBAI - 400071.

CONSULTANT:
STRUCTWEL DESIGNERS & CONSULTANTS PVT. LTD
 STRUCTWEL, PLOT NO-15, SECTOR-24,
 OFF. SIGN PAVANEL HIGHWAY, TURBHE,
 NAVI, MUMBAI - 400 705.
 PHONE : 2784 1010 (7 LINES)
 FAX : 91-22-2784 1007

PROJECT TITLE:
 PROPOSED REDEVELOPMENT (GIRL'S HOSTEL) OF
 PLOT NO. 224 (C.S. NO. 2028/10, MATUNGA(E),
 MUMBAI - 400019 (F/N WARD).

DWG. TITLE:
 PUBLIC ADDRESS SYSTEM LAYOUT FOR
 GROUND FLOOR

DRN. BY	V.D.	CHKD BY	M.N.	VERIFIED BY	S.S.
23058	NTS.				15.03.2024
DRG NO.	SIZE	SHEET DETAILS	REV.		
MEP/FF/10-004	A2	2 OF 8	T1		



first floor plan

LEGENDS:

SYMBOL	DESCRIPTION
	15 WATTS WALL MOUNTED SPEAKER
	SPEAKER CABLE 2C X 1.5sqmm
	AMPLIFIER

NOTES:
 1. ALL DIMENSIONS ARE IN MM UNLESS OTHERWISE SHOWN.
 2. DRAWING SHOULD NOT BE SCALED.

REFERENCE DRAWINGS:
 Architect Drawing Mail Dated 06.06.2022

RELEASED FOR	CONTROLLED COPY STAMP
<input type="checkbox"/> APPROVAL/REVIEW	<input type="checkbox"/>
<input type="checkbox"/> REFERENCE	<input type="checkbox"/>
<input checked="" type="checkbox"/> TENDER	<input type="checkbox"/>
<input type="checkbox"/> PROCUREMENT	<input type="checkbox"/>
<input type="checkbox"/> EXECUTION	<input type="checkbox"/>
<input type="checkbox"/> AS BUILT	<input type="checkbox"/>

GOOD FOR CONSTRUCTION

PROJECT MANAGER

REVISIONS:

REV. NO.	DETAILS	DRN	CHKD	VERIFIED	DATE
T0	FOR TENDER	V.D.	M.N.	S.S.	15.03.24
T1	FOR TENDER	V.D.	O.M.	S.S.	11.04.24

CLIENT:
 M/S. SHIKSHAN PRASARAK MANDALI

ARCHITECT:
 ASSOCIATED ARCHITECTS
 NO. 501, RAJNAG APART, 14TH ROAD,
 CHEMBUR EAST, MUMBAI - 400071.

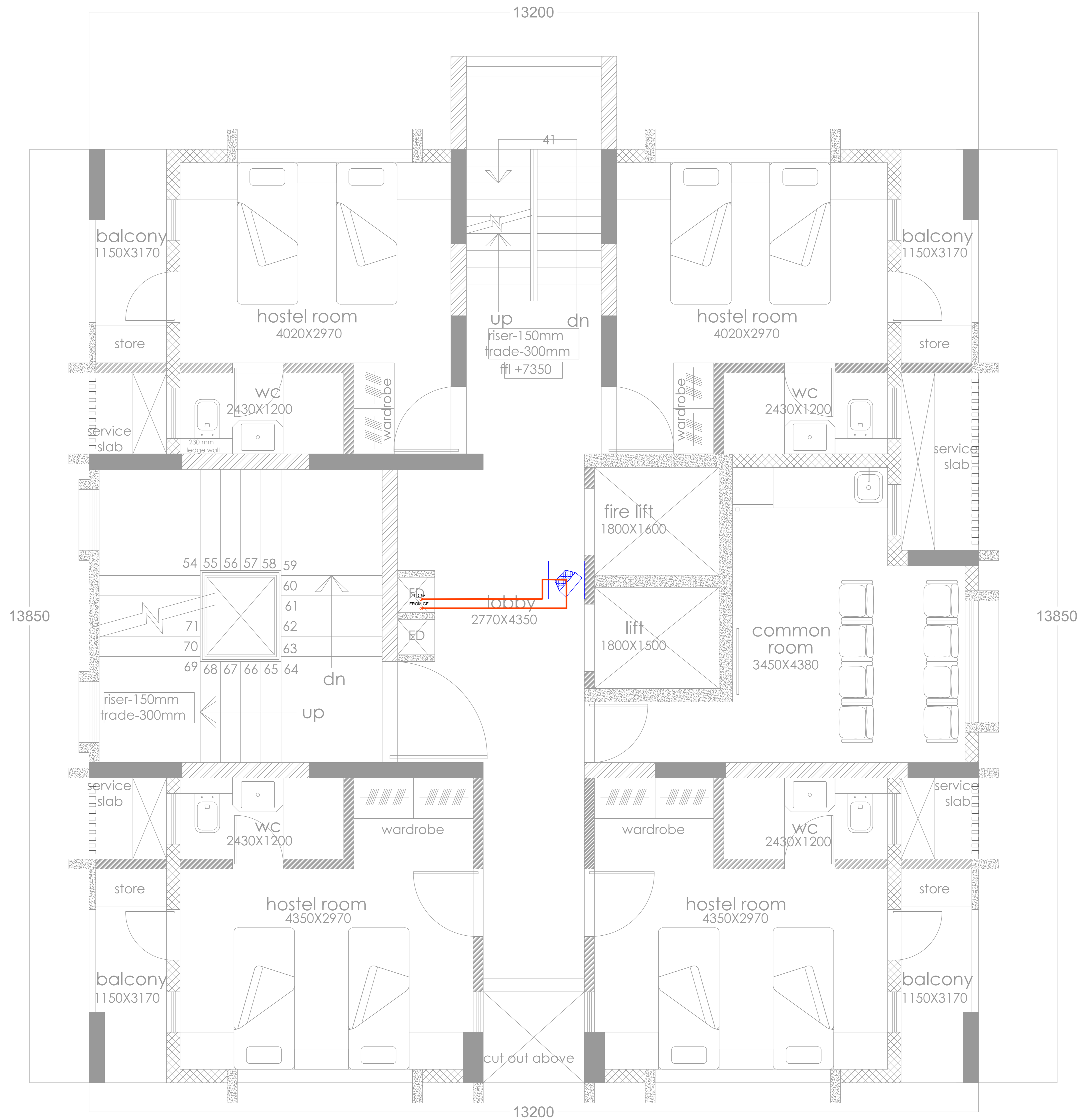
CONSULTANT:

 STRUCTWEL DESIGNERS &
 CONSULTANTS PVT. LTD
 STRUCTWEL, PLOT NO-15, SECTOR-24,
 OFF SIGN PAVANEL HIGHWAY, TURBHE,
 NAVI, MUMBAI - 400 705.
 PHONE : 2784 1010 (7 LINES)
 FAX : 91-22-2784 1007

PROJECT TITLE:
 PROPOSED REDEVELOPMENT (GIRL'S HOSTEL) OF
 PLOT NO. 224 (C.S. NO. 2028/10, MATUNGA(E),
 MUMBAI - 400019 (F/N WARD).

DWG. TITLE:
 PUBLIC ADDRESS SYSTEM LAYOUT FOR
 FIRST FLOOR

DRN.BY	V.D.	CHKD	M.N.	VERIFIED	S.S.
23058	NTS.			15.03.2024	
DRG NO.	SIZE	SHEET	DETAILS	REV.	
MEP/FF/1D-004	A2	3 OF 8	T1		



second floor plan

LEGENDS:

SYMBOL	DESCRIPTION
	15 WATTS WALL MOUNTED SPEAKER
	SPEAKER CABLE 2C X 1.5sqmm
	AMPLIFIER

NOTES:
 1. ALL DIMENSIONS ARE IN MM UNLESS OTHERWISE SHOWN.
 2. DRAWING SHOULD NOT BE SCALED.

REFERENCE DRAWINGS:
 Architect Drawing Mail Dated 06.06.2022

RELEASED FOR **CONTROLLED COPY STAMP**

<input type="checkbox"/>	APPROVAL/REVIEW
<input type="checkbox"/>	REFERENCE
<input checked="" type="checkbox"/>	TENDER
<input type="checkbox"/>	PROCUREMENT
<input type="checkbox"/>	EXECUTION
<input type="checkbox"/>	AS BUILT

GOOD FOR CONSTRUCTION

PROJECT MANAGER

REVISIONS:

REV. NO.	DETAILS	DRN	CHKD	VERIFIED	DATE
T0	FOR TENDER	V.D.	M.N.	S.S.	15.03.24
T1	FOR TENDER	V.D.	O.M.	S.S.	11.04.24

CLIENT:
 M/S. SHIKSHAN PRASARAK MANDALI

ARCHITECT:
 ASSOCIATED ARCHITECTS
 NO. 301, RAJNAG APART, 14TH ROAD,
 CHEMBUR EAST, MUMBAI - 400071.

CONSULTANT: **STRUCTWEL DESIGNERS & CONSULTANTS PVT. LTD**
 STRUCTWEL, PLOT NO-15, SECTOR-24,
 OFF SIGN PAVANEL HIGHWAY, TURBHE,
 NAVI, MUMBAI - 400 705.
 PHONE : 2784 1010 (7 LINES)
 FAX : 91-22-2784 1007

PROJECT TITLE:
 PROPOSED REDEVELOPMENT (GIRL'S HOSTEL) OF
 PLOT NO. 224 (C.S. NO. 2028/10, MATUNGA(E),
 MUMBAI - 400019 (F/N WARD).

DWG. TITLE:
 PUBLIC ADDRESS SYSTEM LAYOUT FOR
 SECOND FLOOR

DRN.BY	V.D.	CHKD	M.N.	VERIFIED	S.S.
JOB NO.	SCALE		DATE		
23058	NTS.		15.03.2024		
DRG NO.	SIZE	SHEET DETAILS		REV.	
MEP/FF/10-004	A2	4 OF 8		T1	



odd floor plan
3rd,5th,9th,11th,13th,15th,17th,19th

LEGENDS:

SYMBOL	DESCRIPTION
	15 WATTS WALL MOUNTED SPEAKER
	SPEAKER CABLE 2C X 1.5sqmm
	AMPLIFIER

NOTES:
1. ALL DIMENSIONS ARE IN MM UNLESS OTHERWISE SHOWN.
2. DRAWING SHOULD NOT BE SCALED.

REFERENCE DRAWINGS:
Architect Drawing Mail Dated 06.06.2022

RELEASED FOR:

<input type="checkbox"/>	APPROVAL/REVIEW	CONTROLLED COPY STAMP
<input type="checkbox"/>	REFERENCE	
<input checked="" type="checkbox"/>	TENDER	
<input type="checkbox"/>	PROCUREMENT	
<input type="checkbox"/>	EXECUTION	
<input type="checkbox"/>	AS BUILT	

GOOD FOR CONSTRUCTION

PROJECT MANAGER

REVISIONS:

REV. NO.	DETAILS	DRN	CHKD	VERIFIED	DATE
T0	FOR TENDER	V.D.	M.N.	S.S.	15.03.24
T1	FOR TENDER	V.D.	O.M.	S.S.	11.04.24

CLIENT:
M/S. SHIKSHAN PRASARAK MANDALI

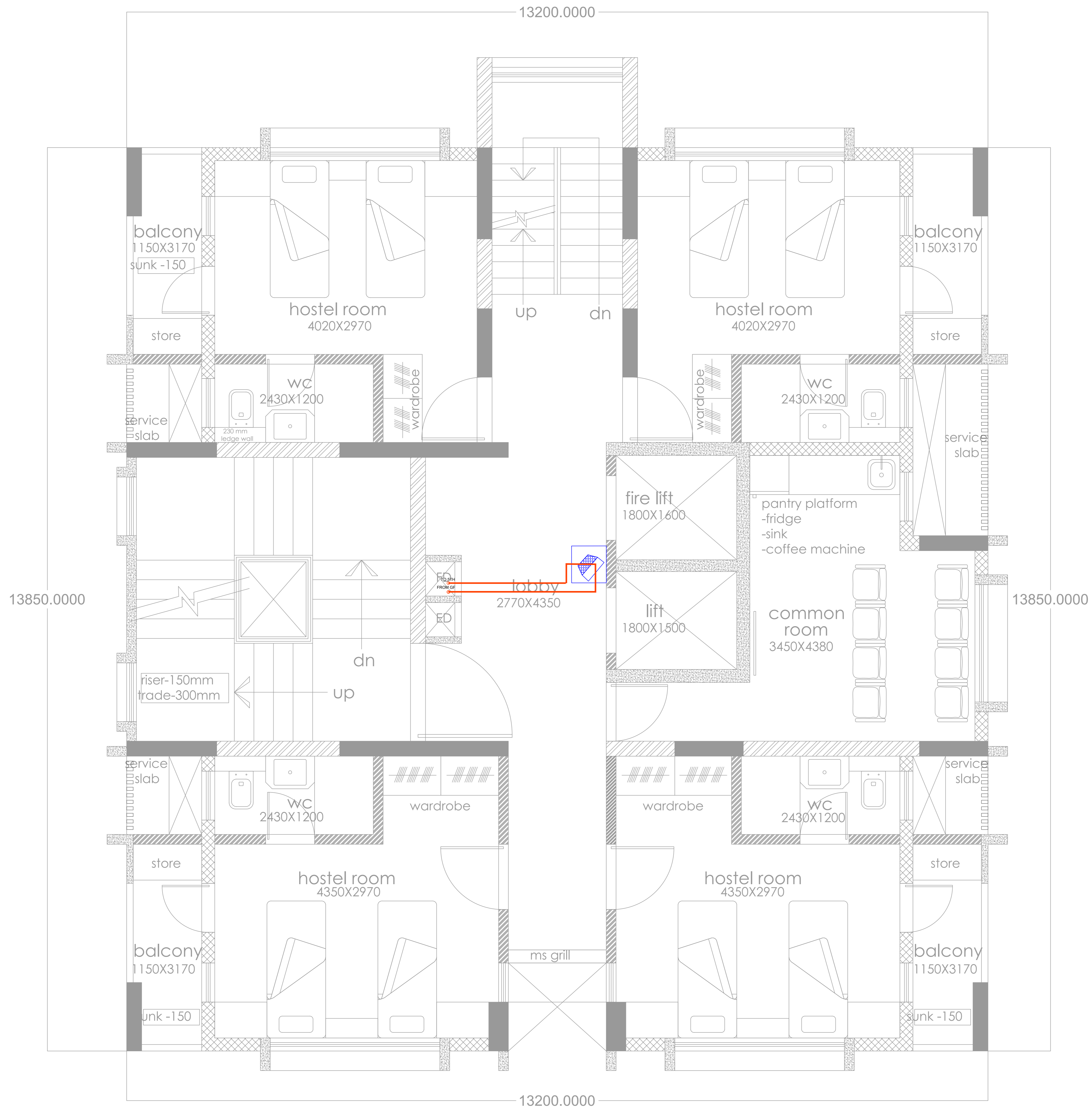
ARCHITECT:
ASSOCIATED ARCHITECTS
NO. 501, RAJNAG APART, 14TH ROAD,
CHEMBUR EAST, MUMBAI - 400071.

CONSULTANT:
 STRUCTWEL DESIGNERS & CONSULTANTS PVT. LTD
STRUCTWEL, PLOT NO-15, SECTOR-24,
OFF SIGN PAVANEL HIGHWAY, TURBHE,
NAVI, MUMBAI - 400 705.
PHONE : 2784 1010 (7 LINES)
FAX : 91-22-2784 1007

PROJECT TITLE:
PROPOSED REDEVELOPMENT (GIRL'S HOSTEL) OF
PLOT NO. 224 (C.S. NO. 2028/10, MATUNGA(E),
MUMBAI - 400019 (F/N WARD).

DWG. TITLE:
PUBLIC ADDRESS SYSTEM LAYOUT FOR
ODD FLOOR

DRN.BY	V.D.	CHKD	M.N.	VERIFIED	S.S.
23058	NTS.				15.03.2024
DRG NO.	SIZE	SHEET	DETAILS	REV.	
MEP/FF/10-004	A2	5 OF 8	T1		



even floor plan
4th,6th,8th,10th,12th,16th,18th,20th

LEGENDS:

SYMBOL	DESCRIPTION
	15 WATTS WALL MOUNTED SPEAKER
	SPEAKER CABLE 2C X 1.5sqmm
	AMPLIFIER

NOTES:
1. ALL DIMENSIONS ARE IN MM UNLESS OTHERWISE SHOWN.
2. DRAWING SHOULD NOT BE SCALED.

REFERENCE DRAWINGS:
Architect Drawing Mail Dated 06.06.2022

RELEASED FOR:

APPROVAL/REVIEW	CONTROLLED COPY STAMP
<input type="checkbox"/>	<input type="checkbox"/>
<input type="checkbox"/>	<input type="checkbox"/>
<input checked="" type="checkbox"/>	<input type="checkbox"/>
<input type="checkbox"/>	<input type="checkbox"/>
<input type="checkbox"/>	<input type="checkbox"/>
<input type="checkbox"/>	<input type="checkbox"/>

GOOD FOR CONSTRUCTION

PROJECT MANAGER

REVISIONS:

REV. NO.	DETAILS	DRN	CHKD	VERIFIED	DATE
T0	FOR TENDER	V.D.	M.N.	S.S.	15.03.24
T1	FOR TENDER	V.D.	O.M.	S.S.	11.04.24

CLIENT:
M/S. SHIKSHAN PRASARAK MANDALI

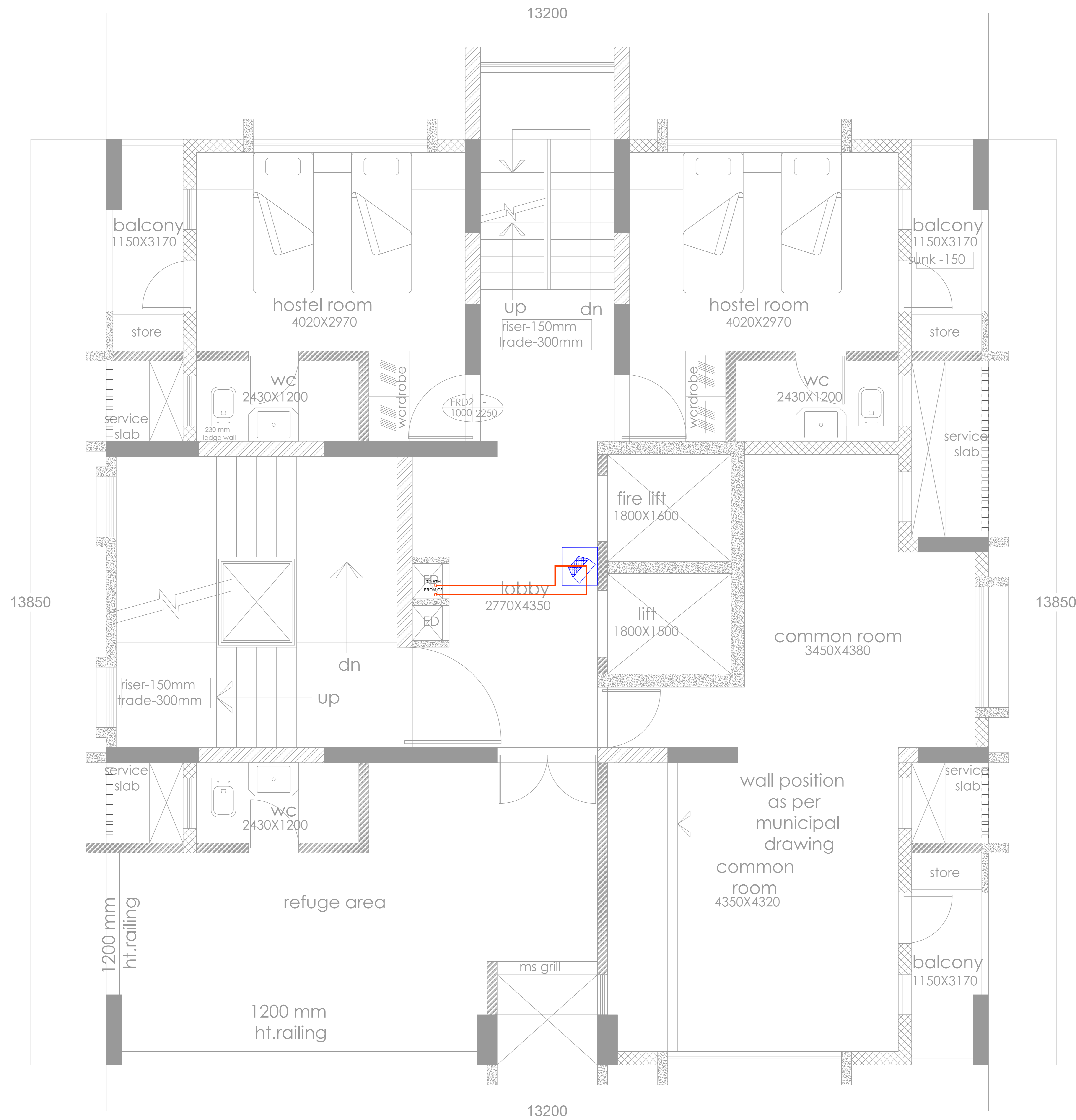
ARCHITECT:
ASSOCIATED ARCHITECTS
NO. 501, RAJNAG APART, 14TH ROAD,
CHEMBUR EAST, MUMBAI - 400071.

CONSULTANT:
 STRUCTWEL DESIGNERS & CONSULTANTS PVT. LTD
STRUCTWEL, PLOT NO-15, SECTOR-24,
OFF SIGN PAVANEL HIGHWAY, TURBHE,
NAVI, MUMBAI - 400 705.
PHONE : 2784 1010 (7 LINES)
FAX : 91-22-2784 1007

PROJECT TITLE:
PROPOSED REDEVELOPMENT (GIRL'S HOSTEL) OF
PLOT NO. 224 (C.S. NO. 2028/10, MATUNGA(E),
MUMBAI - 400019 (F/N WARD).

DWG. TITLE:
PUBLIC ADDRESS SYSTEM LAYOUT FOR
EVEN FLOOR

DRN.BY	V.D.	CHKD	M.N.	VERIFIED	S.S.
JOB NO.	SCALE		DATE		
23058	NTS.		15.03.2024		
DRG NO.	SIZE	SHEET DETAILS		REV.	
MEP/FF/10-004	A2	6 OF 8		T1	



refuge floor plan
7th floor, 14th floor

LEGENDS:

SYMBOL	DESCRIPTION
	15 WATTS WALL MOUNTED SPEAKER
	SPEAKER CABLE 2C X 1.5sqmm
	AMPLIFIER

NOTES:

- ALL DIMENSIONS ARE IN MM UNLESS OTHERWISE SHOWN.
- DRAWING SHOULD NOT BE SCALED.

REFERENCE DRAWINGS:

Architect Drawing Mail Dated 06.06.2022

RELEASED FOR

- APPROVAL/REVIEW
- REFERENCE
- TENDER
- PROCUREMENT
- EXECUTION
- AS BUILT

CONTROLLED COPY STAMP

GOOD FOR CONSTRUCTION

PROJECT MANAGER

REVISIONS:

REV. NO.	DETAILS	DRN. BY	CHKD. BY	VERIFIED BY	DATE
T0	FOR TENDER	V.D.	M.N.	S.S.	15.03.24
T1	FOR TENDER	V.D.	O.M.	S.S.	11.04.24

CLIENT:

M/S. SHIKSHAN PRASARAK MANDALI

ARCHITECT:

ASSOCIATED ARCHITECTS
NO. 501, RAJNAG APART, 14TH ROAD,
CHEMBUR EAST, MUMBAI - 400071.

CONSULTANT:

STRUCTWEL DESIGNERS & CONSULTANTS PVT. LTD
STRUCTWEL, PLOT NO-15, SECTOR-24,
OFF SION PANVEL HIGHWAY, TURBHE,
NAVI, MUMBAI - 400 705.
PHONE : 2784 1010 (7 LINES)
FAX : 91-22-2784 1007

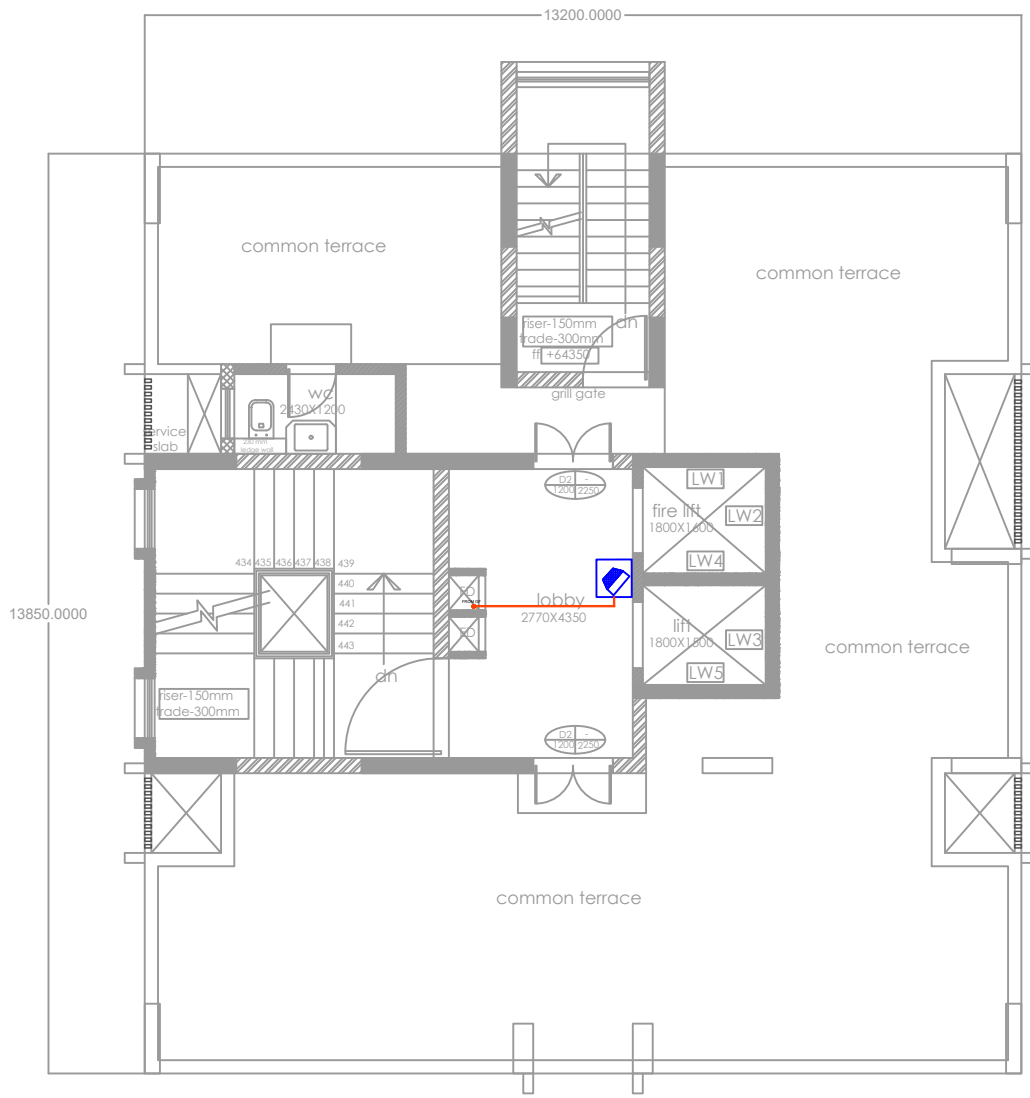
PROJECT TITLE:

PROPOSED REDEVELOPMENT (GIRL'S HOSTEL) OF
PLOT NO. 224 (C.S. NO. 2028/10, MATUNGA(E),
MUMBAI - 400019 (F/N WARD).

DWG. TITLE:

PUBLIC ADDRESS SYSTEM LAYOUT FOR
7TH FLOOR

DRN. BY	V.D.	CHKD BY	M.N.	VERIFIED BY	S.S.
JOB NO.	SCALE	DATE			
23058	NTS.	15.03.2024			
DRG NO.	SIZE	SHEET DETAILS	REV.		
MEP/FF/7D-004	A2	7 OF 8	T1		



terrace floor plan

SYMBOL	DESCRIPTION
	15 WATTS TONE MARKED SPEAKER
	SPEAKER CABLE 3C X 1.5sqmm
	AMPLIFIER

NOTES:
 1. ALL DIMENSIONS ARE IN MM UNLESS OTHERWISE SHOWN.
 2. DRAWING SHOULD NOT BE SCALED.

REFERENCE DRAWINGS:
 Architect Drawing Date: 08.08.2022

RELEASED FOR: CONTROLLED COPY/STAMP

APPROVAL/REVIEW
 REFERENCE
 TENDER
 PROCUREMENT
 EXECUTION
 AS BUILT

GOOD FOR CONSTRUCTION

PROJECT MANAGER

REVISIONS:

REV. NO.	DETAILS	ISSUED BY	CHECKED BY	DATE
T0	FOR TENDER	V.D./M.N.	S.S.	15.03.24
T1	FOR TENDER	V.D./O.M.	S.S.	15.03.24

CLIENT:
 M/S. SHIKSHAN PRASARAK MANDALI

ARCHITECT:
 ASSOCIATED ARCHITECTS
 NO. 201, BAMBURD ROAD, 4TH FLOOR,
 CHEMBUR EAST, MUMBAI - 400071.

CONSULTANT:

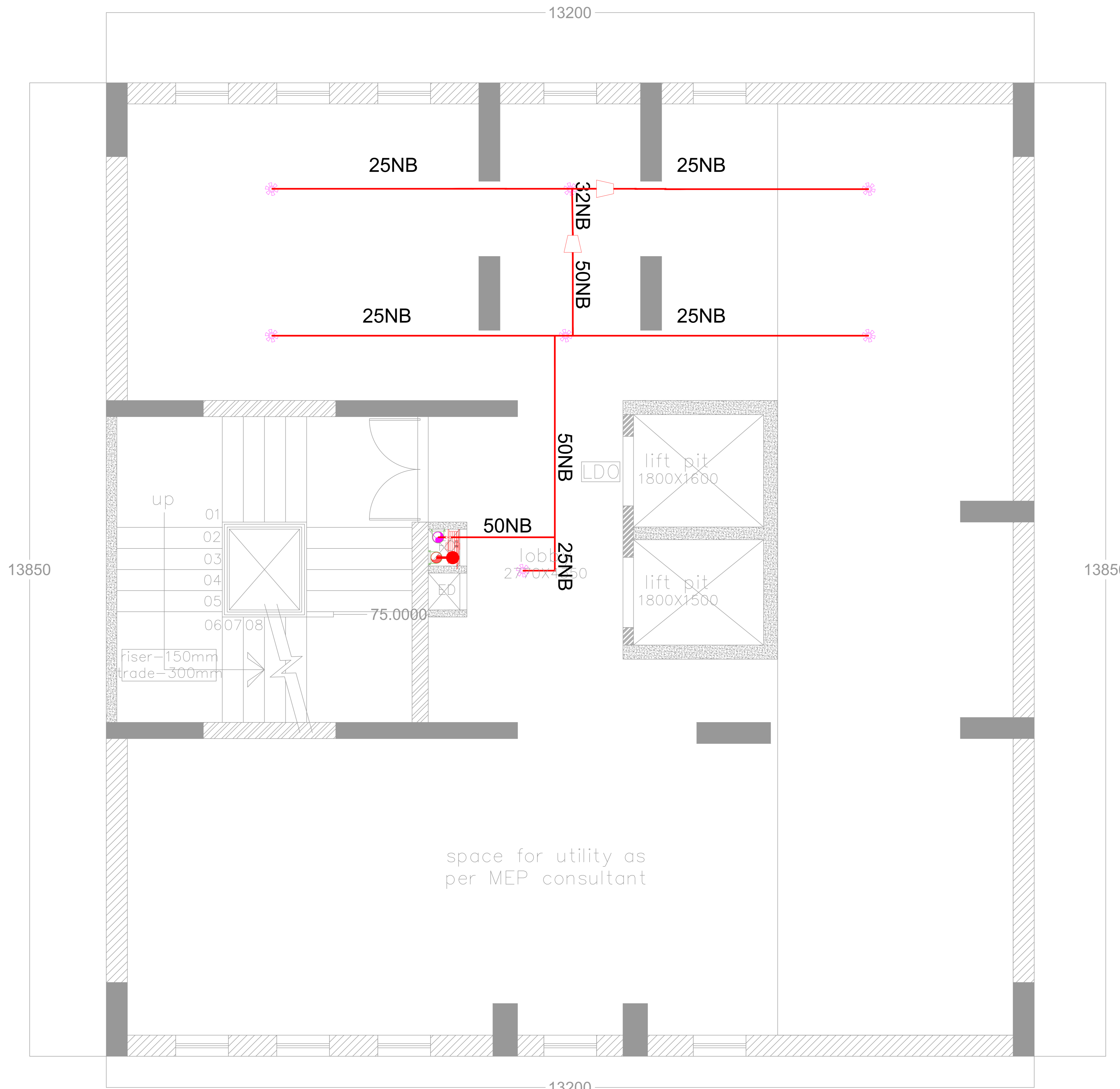
 STRUCTURAL DESIGNERS &
 CONSULTANTS PVT. LTD.
 STRUCTURAL, PLOT NO-15, SECTOR-24,
 OFF. SC/24 PAVELI HIGHWAY, TURBHE,
 NAD, MUMBAI - 400705.
 PHONE: 2766 1010 (7 LINES)
 FAX: 022-2766 1007

PROJECT TITLE:
 PROPOSED REDEVELOPMENT (GIRL'S HOSTEL) OF
 PLOT NO. 224 (C.S. NO. 2028/10, MATUNGA(E),
 MUMBAI - 400017 (W. WARD).

DWG. TITLE:
 PUBLIC ADDRESS SYSTEM LAYOUT FOR
 TERRACE FLOOR

DRN BY	V.D.	CHKD BY	M.N.	VERIFIED BY	S.S.
2058	NTS.			15.03.2024	

DRG NO.	SIZE	SHEET DETAILS	REV.
MEP/17D-304	A2	8 OF 8	T1



basement floor plan

LEGEND-	
	PENDENT / UPRIGHT SPRINKLER
	EXTENDED COVERAGE SIDE WALL SPRINKLER
	STANDARD COVERAGE SIDE WALL SPRINKLER
	REDUCER
	MM MONITOR MODULE
	FS FLOW SWITCH
	HYDRANT
	HOSE BOX
	HOSE REEL
	FIRE PIPE

NOTES:
 1. ALL DIMENSIONS ARE IN MM UNLESS OTHERWISE SHOWN.
 2. DRAWING SHOULD NOT BE SCALED.

REFERENCE DRAWINGS:
 Architect Drawing Mail Dated 06.06.2022

RELEASED FOR	CONTROLLED COPY STAMP
<input type="checkbox"/> APPROVAL REVIEW	
<input type="checkbox"/> REFERENCE	
<input checked="" type="checkbox"/> TENDER	
<input type="checkbox"/> PROCUREMENT	
<input type="checkbox"/> EXECUTION	
<input type="checkbox"/> AS BUILT	

GOOD FOR CONSTRUCTION

PROJECT MANAGER

REVISIONS:

REV. NO.	DETAILS	DRN	CHKD	VERIFIED	DATE
T0	FOR TENDER	V.D.	M.N.	S.S.	08.09.23
T1	FOR TENDER	V.D.	M.N.	S.S.	16.03.24
T2	FOR TENDER	V.D.	O.M.	S.S.	11.04.24

CLIENT:
 M/S. SHIKSHAN PRASARAK
 MANDALI

ARCHITECT:
 ASSOCIATED ARCHITECTS
 NO. 501, RAJNAG APART, 14TH ROAD,
 CHEMBUR EAST, MUMBAI - 400071.

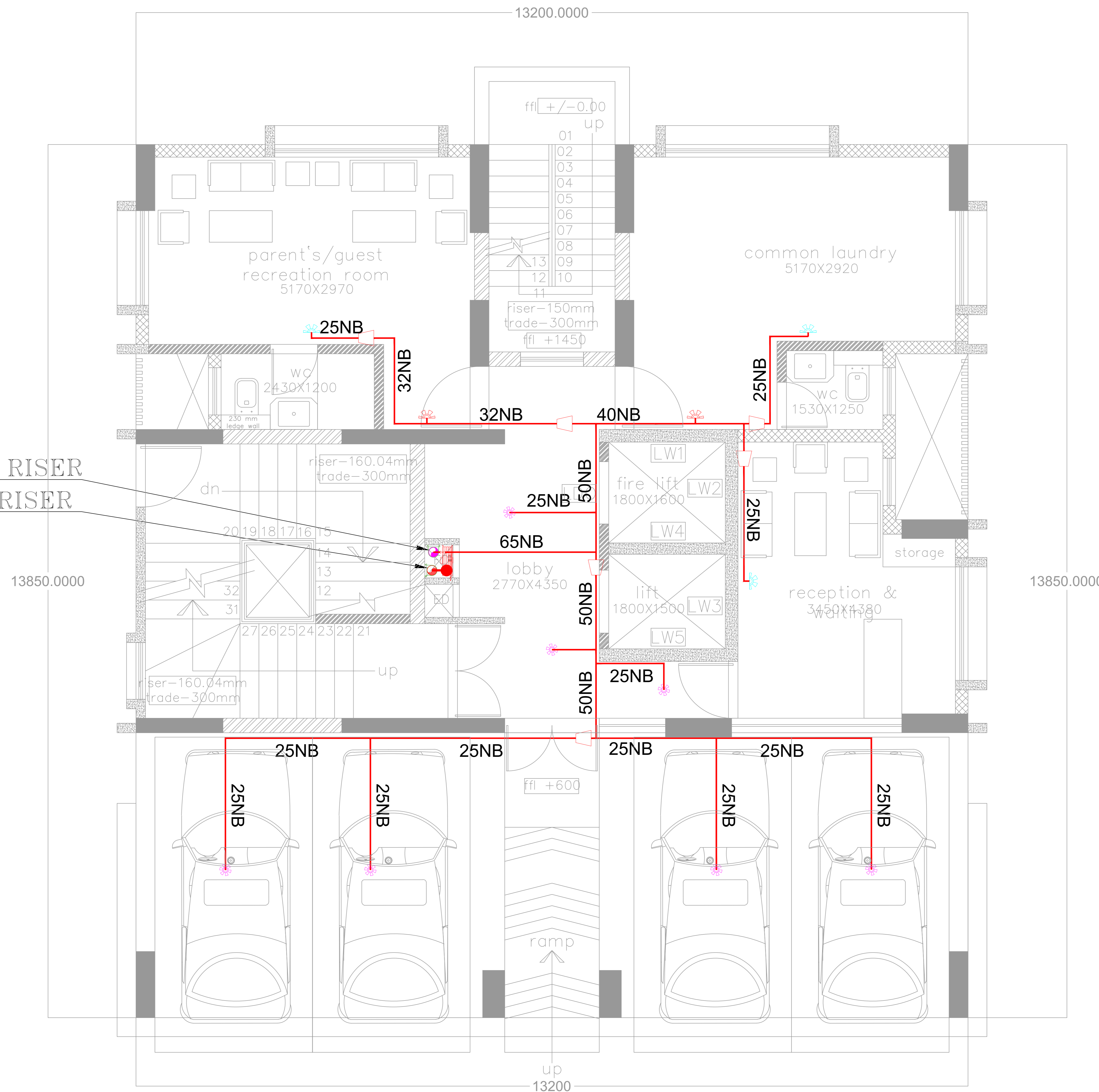
CONSULTANT:

 STRUCTWEL DESIGNERS &
 CONSULTANTS PVT. LTD
 STRUCTWEL, PLOT NO-15, SECTOR-24,
 OFF SION PANVEL HIGHWAY, TURBHE,
 NAVI, MUMBAI - 400 705.
 PHONE : 2784 1010 (7 LINES)
 FAX : 91-22-2784 1007

PROJECT TITLE: PROPOSED REDEVELOPMENT (GIRL'S
 HOSTEL) OF
 PLOT NO. 226 (C.S. NO. 202B/10,
 MATUNGA(E),
 MUMBAI - 400019 (F/N WARD).

DWG. TITLE: SPRINKLER SYSTEM LAYOUT FOR
 BASEMENT FLOOR

DRN.BY	V.D.	CHKD	M.N.	VERIFIED	S.S.
JOB NO.	SCALE	DATE			
23058	NTS.	08.09.2023			
DRG NO.	SIZE	SHEET	DETAILS	REV.	
MEP/FF/1D-002	A2	1 OF 8	T2		



SPRINKLER RISER
HYDRANT RISER

ground floor plan

LEGEND-	
	PENDENT / UPRIGHT SPRINKLER
	EXTENDED COVERAGE
	SIDE WALL SPRINKLER
	STANDARD COVERAGE
	SIDE WALL SPRINKLER
	REDUCER
	MONITOR MODULE
	FLOW SWITCH
	HYDRANT
	HOSE BOX
	HOSE REEL
	FIRE PIPE

NOTES:
1. ALL DIMENSIONS ARE IN MM UNLESS OTHERWISE SHOWN.
2. DRAWING SHOULD NOT BE SCALED.

REFERENCE DRAWINGS:
Architect Drawing Mail Dated 06.06.2022

RELEASED FOR	CONTROLLED COPY STAMP
<input type="checkbox"/> APPROVAL/REVIEW	
<input type="checkbox"/> REFERENCE	
<input checked="" type="checkbox"/> TENDER	
<input type="checkbox"/> PROCUREMENT	
<input type="checkbox"/> EXECUTION	
<input type="checkbox"/> AS BUILT	

GOOD FOR CONSTRUCTION

PROJECT MANAGER

REV. NO.	DETAILS	DRN	CHKD	VERIFIED	DATE
T0	FOR TENDER	V.D.	M.N.	S.S.	08.09.23
T1	FOR TENDER	V.D.	M.N.	S.S.	16.03.24
T2	FOR TENDER	V.D.	O.M.	S.S.	11.04.24

CLIENT:
M/S. SHIKSHAN PRASARAK
MANDALI

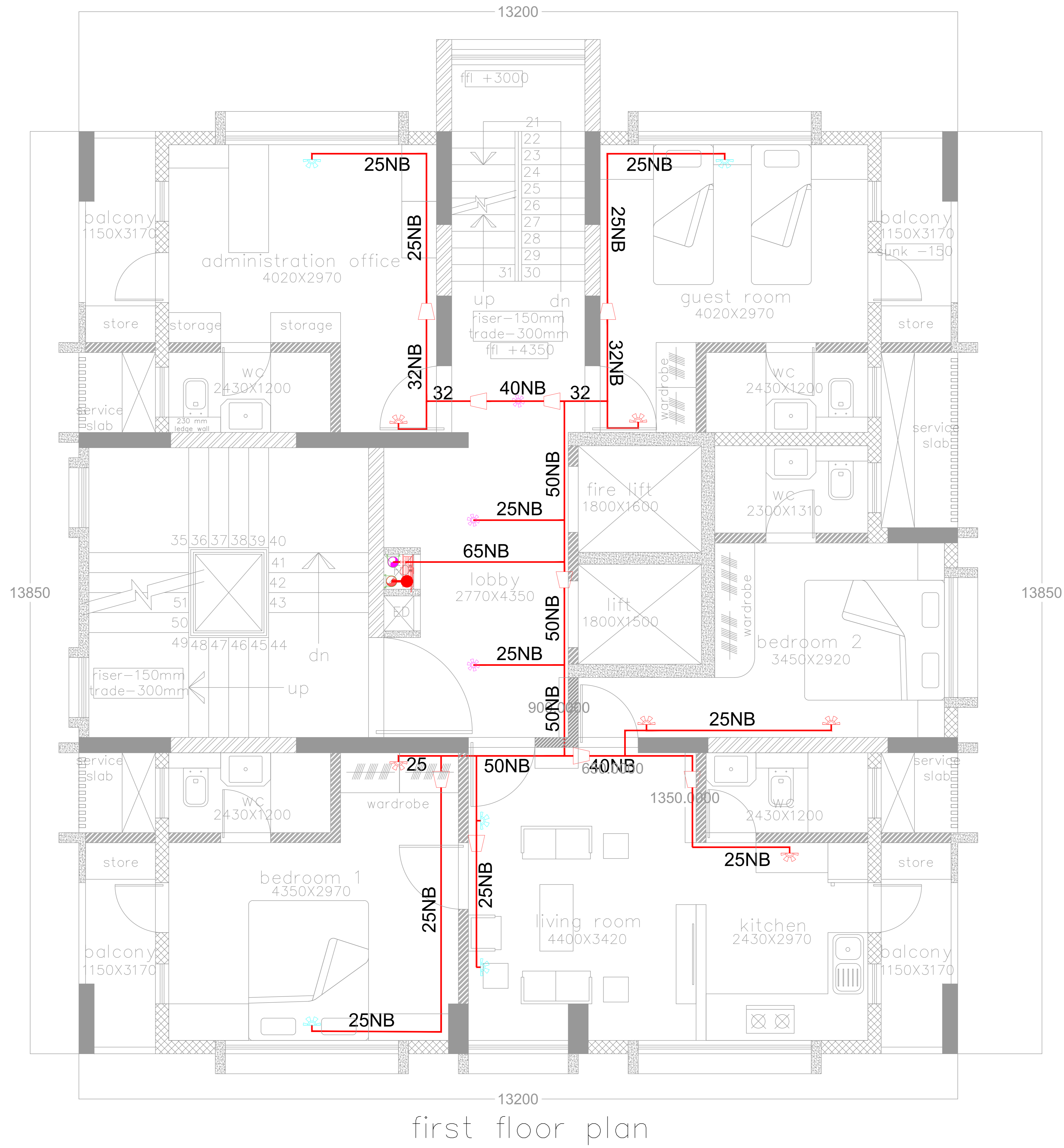
ARCHITECT:
ASSOCIATED ARCHITECTS
NO. 501, RAJNAG APART, 14TH ROAD,
CHEMBUR EAST, MUMBAI - 400071.

CONSULTANT: STRUCTWEL DESIGNERS & CONSULTANTS PVT. LTD
STRUCTWEL, PLOT NO-15, SECTOR-24,
OFF SIGN PAVEL HIGHWAY, TURBHE,
NAVI MUMBAI - 400 705.
PHONE : 2784 1010 (7 LINES)
FAX : 91-22-2784 1007

PROJECT TITLE: PROPOSED REDEVELOPMENT (GIRL'S
HOSTEL) OF
PLOT NO. 226 (C.S. NO. 202B/10,
MATUNGA(E),
MUMBAI - 400019 (F/N WARD).

DWG. TITLE: SPRINKLER SYSTEM LAYOUT FOR
GROUND FLOOR

DRN.BY	V.D.	CHKD	M.N.	VERIFIED	S.S.
23058	NTS.			08.09.2023	
DRG NO.	SIZE	SHEET	DETAILS	REV.	
MEP/FF/1D-002	A2	2 OF 8	T2		



first floor plan

LEGEND-	
	PENDENT / UPRIGHT SPRINKLER
	EXTENDED COVERAGE SIDE WALL SPRINKLER
	STANDARD COVERAGE SIDE WALL SPRINKLER
	REDUCER
	MONITOR MODULE
	FLOW SWITCH
	HYDRANT
	HOSE BOX
	HOSE REEL
	FIRE PIPE

NOTES:
 1. ALL DIMENSIONS ARE IN MM UNLESS OTHERWISE SHOWN.
 2. DRAWING SHOULD NOT BE SCALED.

REFERENCE DRAWINGS:
 Architect Drawing Mail Dated 06.06.2022

RELEASED FOR	CONTROLLED COPY STAMP
<input type="checkbox"/> APPROVAL/REVIEW	
<input type="checkbox"/> REFERENCE	
<input checked="" type="checkbox"/> TENDER	
<input type="checkbox"/> PROCUREMENT	
<input type="checkbox"/> EXECUTION	
<input type="checkbox"/> AS BUILT	

GOOD FOR CONSTRUCTION

PROJECT MANAGER

REVISIONS:					
REV. NO.	DETAILS	DRN	CHKD	VERIFIED	DATE
T0	FOR TENDER	V.D.	M.N.	S.S.	08.09.23
T1	FOR TENDER	V.D.	M.N.	S.S.	16.03.24
T2	FOR TENDER	V.D.	O.M.	S.S.	11.04.24

CLIENT:
 M/S. SHIKSHAN PRASARAK
 MANDALI

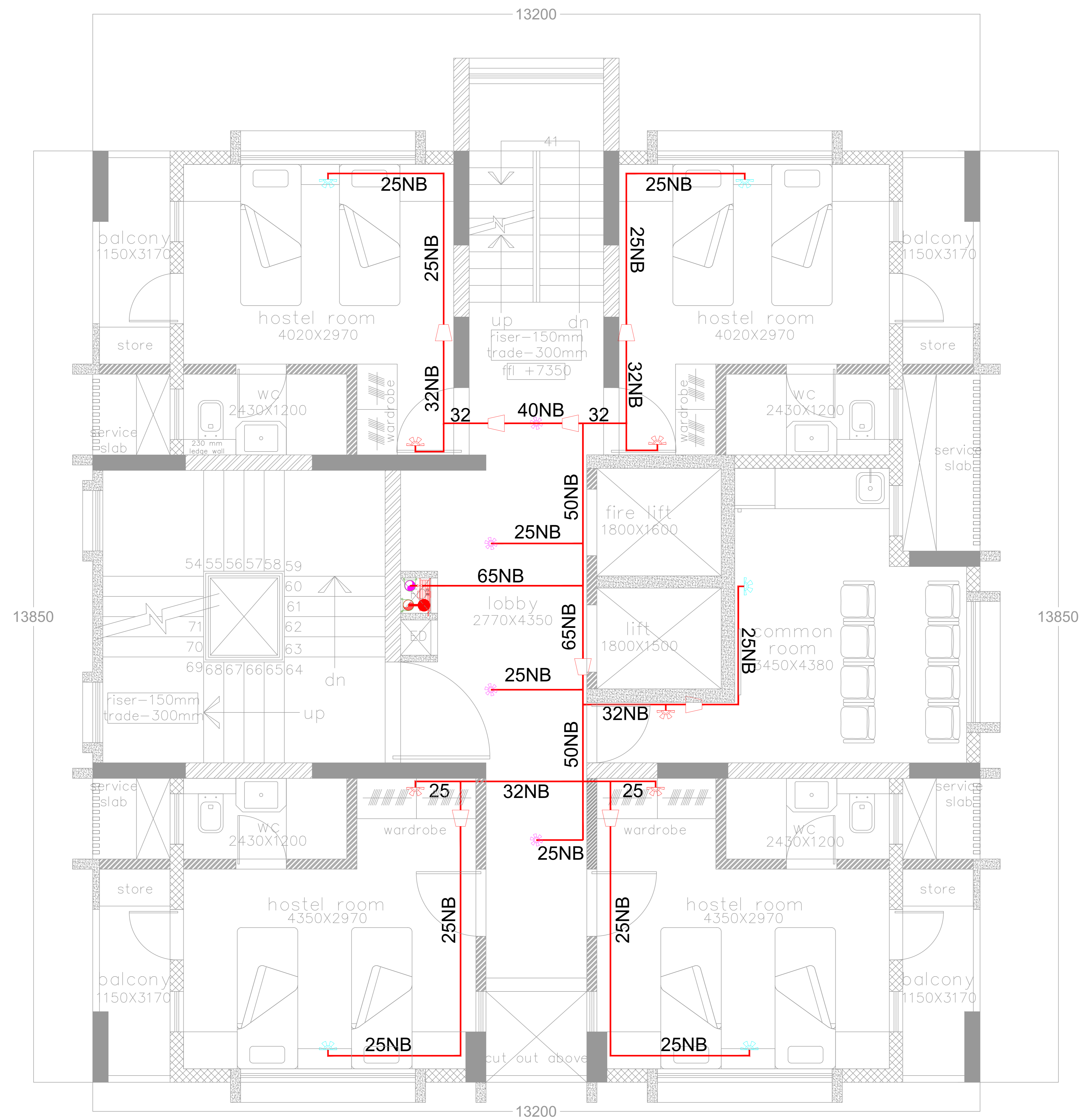
ARCHITECT:
 ASSOCIATED ARCHITECTS
 NO. 503, RAJNAG APART, 14TH ROAD,
 CHEMBUR EAST, MUMBAI - 400071.

CONSULTANT: STRUCTWEL DESIGNERS & CONSULTANTS PVT. LTD
 STRUCTWEL, PLOT NO-15, SECTOR-24,
 OFF SIGN PAVANEL HIGHWAY, TURBHE,
 NAVI MUMBAI - 400 705.
 PHONE : 2784 1010 (7 LINES)
 FAX : 91-22-2784 1007

PROJECT TITLE : PROPOSED REDEVELOPMENT (GIRL'S HOSTEL) OF PLOT NO. 226 (C.S. NO. 202B/10, MATUNGA(E), MUMBAI - 400019 (F/N WARD).

DWG. TITLE : SPRINKLER SYSTEM LAYOUT FOR FIRST FLOOR

DRN.BY	V.D.	CHKD BY	M.N.	VERIFIED BY	S.S.
23058	NTS.			08.09.2023	
DRG NO.	SIZE	SHEET DETAILS	REV.		
MEP/FF/1D-002	A2	3 OF 8	T2		



second floor plan

LEGEND-	
	PENDENT / UPRIGHT SPRINKLER
	EXTENDED COVERAGE SIDE WALL SPRINKLER
	STANDARD COVERAGE SIDE WALL SPRINKLER
	REDUCER
	MONITOR MODULE
	FLOW SWITCH
	HYDRANT
	HOSE BOX
	HOSE REEL
	FIRE PIPE

NOTES:

1. ALL DIMENSIONS ARE IN MM UNLESS OTHERWISE SHOWN.
2. DRAWING SHOULD NOT BE SCALED.

REFERENCE DRAWINGS:

Architect Drawing Mail Dated 06.06.2022

RELEASED FOR

- APPROVAL/REVIEW
- REFERENCE
- TENDER
- PROCUREMENT
- EXECUTION
- AS BUILT

CONTROLLED COPY STAMP

GOOD FOR CONSTRUCTION

PROJECT MANAGER

REVISIONS:

REV. NO.	DETAILS	DRN	CHKD	VERIFIED	DATE
T0	FOR TENDER	V.D.	M.N.	S.S.	08.09.23
T1	FOR TENDER	V.D.	M.N.	S.S.	16.03.24
T2	FOR TENDER	V.D.	O.M.	S.S.	11.04.24

CLIENT:

M/S. SHIKSHAN PRASARAK
MANDALI

ARCHITECT:

ASSOCIATED ARCHITECTS
NO. 503, RAJNAG APART, 14TH ROAD,
CHEMBUR EAST, MUMBAI - 400071.

CONSULTANT:

STRUCTWEL DESIGNERS &
CONSULTANTS PVT. LTD
STRUCTWEL, PLOT NO-15, SECTOR-24,
OFF SION PANVEL HIGHWAY, TURBHE,
NAVI MUMBAI - 400 705.
PHONE : 2784 1010 (7 LINES)
FAX : 91-22-2784 1007

PROJECT TITLE : PROPOSED REDEVELOPMENT (GIRL'S
HOSTEL) OF
PLOT NO. 226 (C.S. NO. 202B/10,
MATUNGA(E),
MUMBAI - 400019 (F/N WARD).

DWG. TITLE : SPRINKLER SYSTEM LAYOUT FOR
SECOND FLOOR

DRN.BY	V.D.	CHKD	M.N.	VERIFIED	S.S.
23058	NTS.			08.09.2023	
DRG NO.	SIZE	SHEET	DETAILS	REV.	
MEP/FF/1D-002	A2	4 OF 8	T2		



odd floor plan
3rd,5th,9th,11th,13th,15th,17th,19th

LEGEND-	
	PENDENT / UPRIGHT SPRINKLER
	EXTENDED COVERAGE SIDE WALL SPRINKLER
	STANDARD COVERAGE SIDE WALL SPRINKLER
	REDUCER
	MM MONITOR MODULE
	FS FLOW SWITCH
	HYDRANT
	HOSE BOX
	HOSE REEL
	FIRE PIPE

NOTES:
1. ALL DIMENSIONS ARE IN MM UNLESS OTHERWISE SHOWN.
2. DRAWING SHOULD NOT BE SCALED.

REFERENCE DRAWINGS:
Architect Drawing Mail Dated 06.06.2022

RELEASED FOR	CONTROLLED COPY STAMP
<input type="checkbox"/> APPROVAL/REVIEW	CONTROLLED COPY STAMP
<input type="checkbox"/> REFERENCE	
<input checked="" type="checkbox"/> TENDER	
<input type="checkbox"/> PROCUREMENT	
<input type="checkbox"/> EXECUTION	
<input type="checkbox"/> AS BUILT	

GOOD FOR CONSTRUCTION

PROJECT MANAGER

REVISIONS:

REV. NO.	DETAILS	DRN	CHKD	VERIFIED	BY	DATE
T0	FOR TENDER	V.D.	M.N.	S.S.		08.09.23
T1	FOR TENDER	V.D.	M.N.	S.S.		16.03.24
T2	FOR TENDER	V.D.	O.M.	S.S.		11.04.24

CLIENT:
M/S. SHIKSHAN PRASARAK
MANDALI

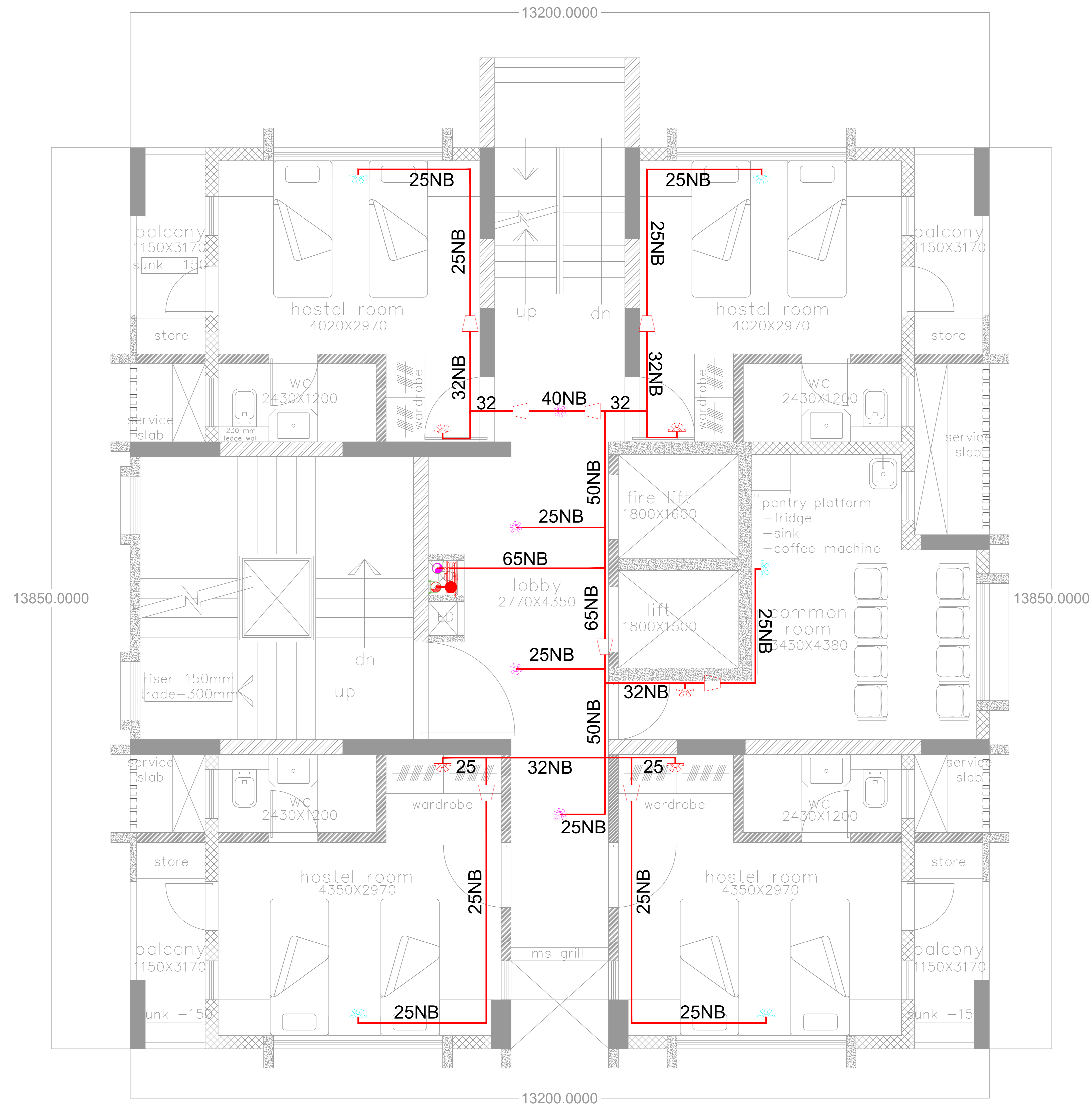
ARCHITECT:
ASSOCIATED ARCHITECTS
NO. 503, RAJNAG APART, 14TH ROAD,
CHEMBUR EAST, MUMBAI - 400071.

CONSULTANT: STRUCTWEL DESIGNERS & CONSULTANTS PVT. LTD
STRUCTWEL, PLOT NO-15, SECTOR-24,
OFF SION PAVEL HIGHWAY, TURBHE,
NAVI MUMBAI - 400 705.
PHONE : 2784 1010 (7 LINES)
FAX : 91-22-2784 1007

PROJECT TITLE: PROPOSED REDEVELOPMENT (GIRL'S HOSTEL) OF PLOT NO. 226 (C.S. NO. 202B/10, MATUNGA(E), MUMBAI - 400019 (F/N WARD).

DWG. TITLE: SPRINKLER SYSTEM LAYOUT FOR ODD FLOOR

DRN.BY	V.D.	CHKD BY	M.N.	VERIFIED BY	S.S.
23058	NTS.				08.09.2023
DRG NO.	SIZE	SHEET DETAILS	REV.		
MEP/FF/1D-002	A2	5 OF 8	T2		



even floor plan
4th,6th,8th,10th,12th,16th,18th,20th

LEGEND-	
	PENDENT / UPRIGHT SPRINKLER
	EXTENDED COVERAGE
	STANDARD COVERAGE
	REDUCER
	MONITOR MODULE
	FLOW SWITCH
	HYDRANT
	HOSE BOX
	HOSE REEL
	FIRE PIPE

NOTES:
1. ALL DIMENSIONS ARE IN MM UNLESS OTHERWISE SHOWN.
2. DRAWING SHOULD NOT BE SCALED.

REFERENCE DRAWINGS:
Architect Drawing Mail Dated 06.06.2022

RELEASED FOR	CONTROLLED COPY STAMP
<input type="checkbox"/> APPROVAL/REVIEW	
<input type="checkbox"/> REFERENCE	
<input checked="" type="checkbox"/> TENDER	
<input type="checkbox"/> PROCUREMENT	
<input type="checkbox"/> EXECUTION	
<input type="checkbox"/> AS BUILT	

GOOD FOR CONSTRUCTION

PROJECT MANAGER

REVISIONS:

REV. NO.	DETAILS	DRN	CHKD	VERIFIED	DATE
T0	FOR TENDER	V.D.	M.N.	S.S.	08.09.2023
T1	FOR TENDER	V.D.	M.N.	S.S.	16.03.24
T2	FOR TENDER	V.D.	O.M.	S.S.	11.04.24

CLIENT:

M/S. SHIKSHAN PRASARAK
MANDALI

ARCHITECT:

ASSOCIATED ARCHITECTS
NO. 503, RAJNAG APART, 14TH ROAD,
CHEMBUR EAST, MUMBAI - 400071.

CONSULTANT:

STRUCTWEL DESIGNERS &
CONSULTANTS PVT. LTD
STRUCTWEL, PLOT NO-15, SECTOR-24,
OFF SION PANVEL HIGHWAY, TURBHE,
NAVI MUMBAI - 400 705.
PHONE : 2784 1010 (7 LINES)
FAX : 91-22-2784 1007

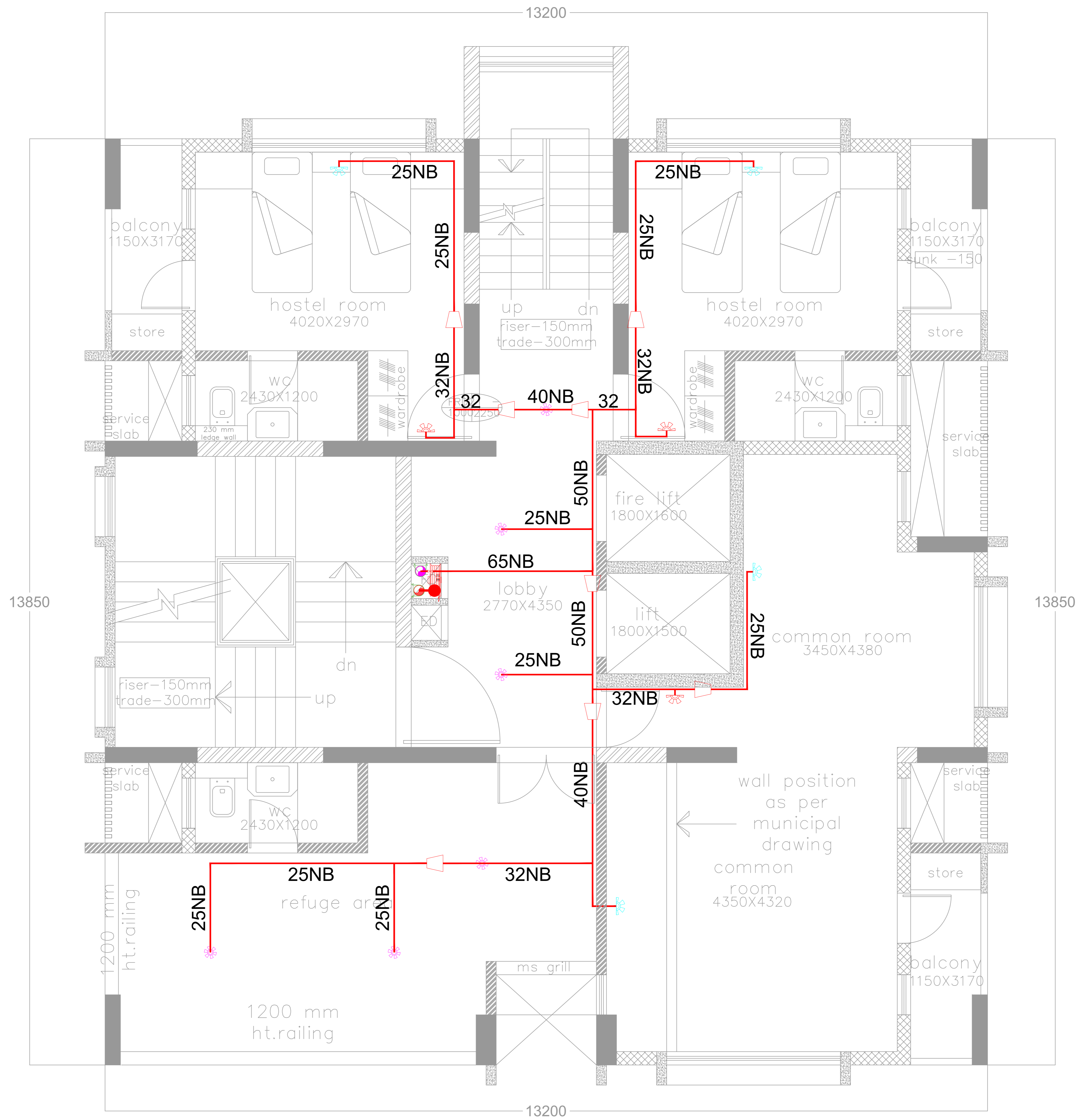
PROJECT TITLE:

PROPOSED REDEVELOPMENT (GIRL'S
HOSTEL) OF
PLOT NO. 226 (C.S. NO. 202B/10,
MATUNGA(E),
MUMBAI - 400019 (F/N WARD).

DWG. TITLE:

SPRINKLER SYSTEM LAYOUT FOR
EVEN FLOOR

DRN.BY	V.D.	CHKD	M.N.	VERIFIED	S.S.
23058	NTS.			08.09.2023	
DRG NO.	SIZE	SHEET DETAILS		REV.	
MEP/FF/1D-002	A2	6 OF 8	T2		



refuge floor plan
7th floor, 14th floor

LEGEND-	
	PENDENT / UPRIGHT SPRINKLER
	EXTENDED COVERAGE SIDE WALL SPRINKLER
	STANDARD COVERAGE SIDE WALL SPRINKLER
	REDUCER
	MM MONITOR MODULE
	FS FLOW SWITCH
	HYDRANT
	HOSE BOX
	HOSE REEL
	FIRE PIPE

NOTES:
1. ALL DIMENSIONS ARE IN MM UNLESS OTHERWISE SHOWN.
2. DRAWING SHOULD NOT BE SCALED.

REFERENCE DRAWINGS:
Architect Drawing Mail Dated 06.06.2022

RELEASED FOR		CONTROLLED COPY STAMP
<input type="checkbox"/>	APPROVAL/REVIEW	
<input type="checkbox"/>	REFERENCE	
<input checked="" type="checkbox"/>	TENDER	
<input type="checkbox"/>	PROCUREMENT	
<input type="checkbox"/>	EXECUTION	
<input type="checkbox"/>	AS BUILT	

GOOD FOR CONSTRUCTION

PROJECT MANAGER

REVISIONS:

REV. NO.	DETAILS	DRN	CHKD	VERIFIED	DATE
T0	FOR TENDER	V.D.	M.N.	S.S.	08.09.23
T1	FOR TENDER	V.D.	M.N.	S.S.	16.03.24
T2	FOR TENDER	V.D.	O.M.	S.S.	11.04.24

CLIENT:
M/S. SHIKSHAN PRASARAK
MANDALI

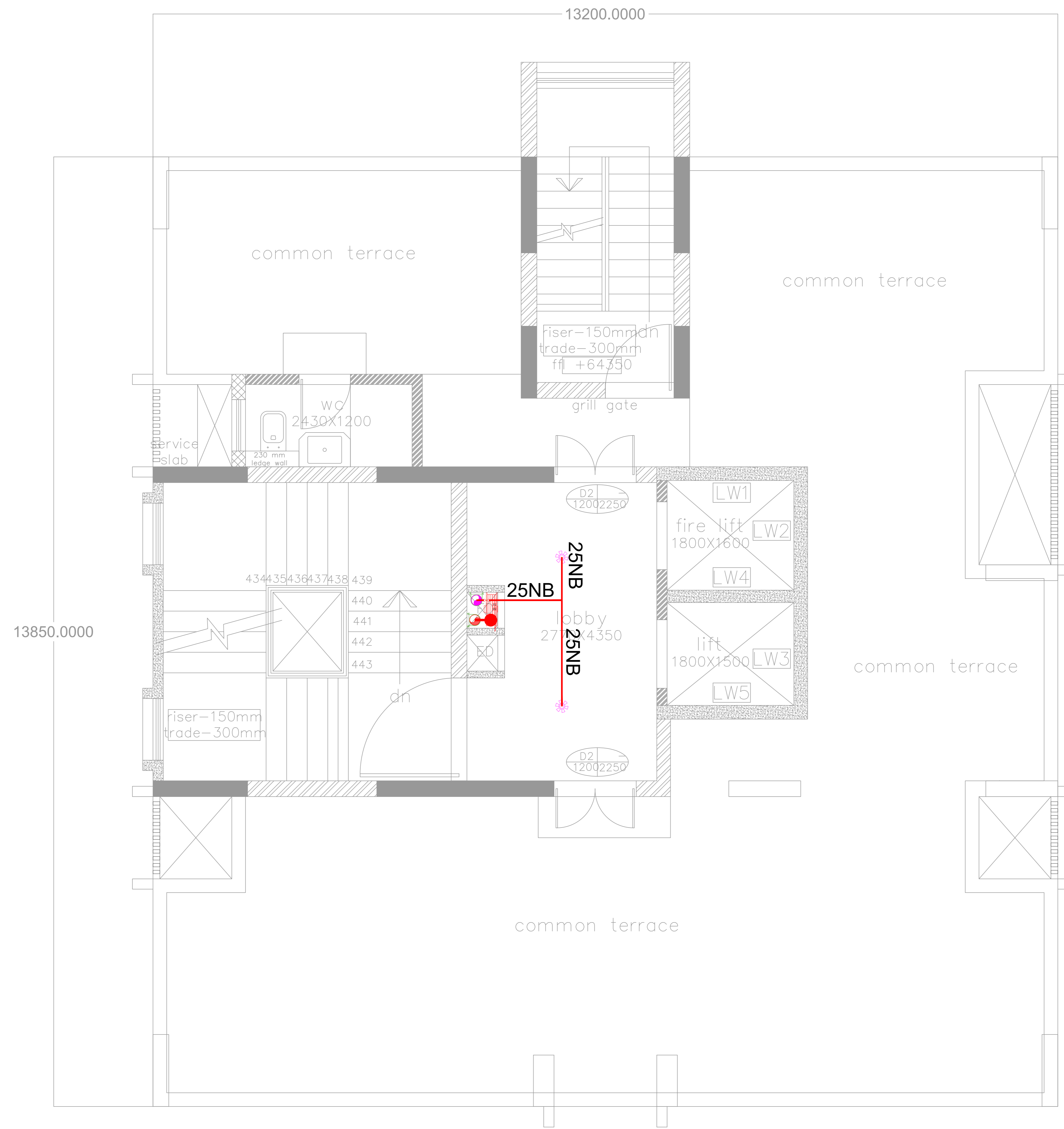
ARCHITECT:
ASSOCIATED ARCHITECTS
NO. 501, RAJNAG APART, 14TH ROAD,
CHEMBUR EAST, MUMBAI - 400071.

CONSULTANT: STRUCTWEL DESIGNERS & CONSULTANTS PVT. LTD
STRUCTWEL, PLOT NO-15, SECTOR-24,
OFF SION PANEVEL HIGHWAY, TURBHE,
NAVI MUMBAI - 400 705.
PHONE : 2784 1010 (7 LINES)
FAX : 91-22-2784 1007

PROJECT TITLE: PROPOSED REDEVELOPMENT (GIRL'S HOSTEL) OF PLOT NO. 226 (C.S. NO. 202B/10, MATUNGA(E), MUMBAI - 400019 (F/N WARD).

DWG. TITLE: SPRINKLER SYSTEM LAYOUT FOR REFUGE 7TH FLOOR

DRN.BY	V.D.	CHKD BY	M.N.	VERIFIED BY	S.S
23058	NTS.			08.09.2023	
DRG NO.	SIZE	SHEET DETAILS		REV.	
MEP/FF/1D-002	A2	7 OF 8		T2	



terrace floor plan

LEGEND-	
	PENDENT / UPRIGHT SPRINKLER
	EXTENDED COVERAGE
	SIDE WALL SPRINKLER
	STANDARD COVERAGE
	SIDE WALL SPRINKLER
	REDUCER
	MM MONITOR MODULE
	FS FLOW SWITCH
	HYDRANT
	HOSE BOX
	HOSE REEL
	FIRE PIPE

NOTES:

1. ALL DIMENSIONS ARE IN MM UNLESS OTHERWISE SHOWN.
2. DRAWING SHOULD NOT BE SCALED.

REFERENCE DRAWINGS:

Architect Drawing Mail Dated 06.06.2022

RELEASED FOR

- APPROVAL/REVIEW
- REFERENCE
- TENDER
- PROCUREMENT
- EXECUTION
- AS BUILT

CONTROLLED COPY STAMP

GOOD FOR CONSTRUCTION

PROJECT MANAGER

REVISIONS:

REV. NO.	DETAILS	DRN	CHKD	VERIFIED	DATE
T0	FOR TENDER	V.D.	M.N.	S.S.	08.09.23
T1	FOR TENDER	V.D.	M.N.	S.S.	10.03.24
T2	FOR TENDER	V.D.	O.M.	S.S.	11.04.24

CLIENT:

M/S. SHIKSHAN PRASARAK
MANDALI

ARCHITECT:

ASSOCIATED ARCHITECTS
NO. 501, RAJNAG APART, 14TH ROAD,
CHEMBUR EAST, MUMBAI - 400071.

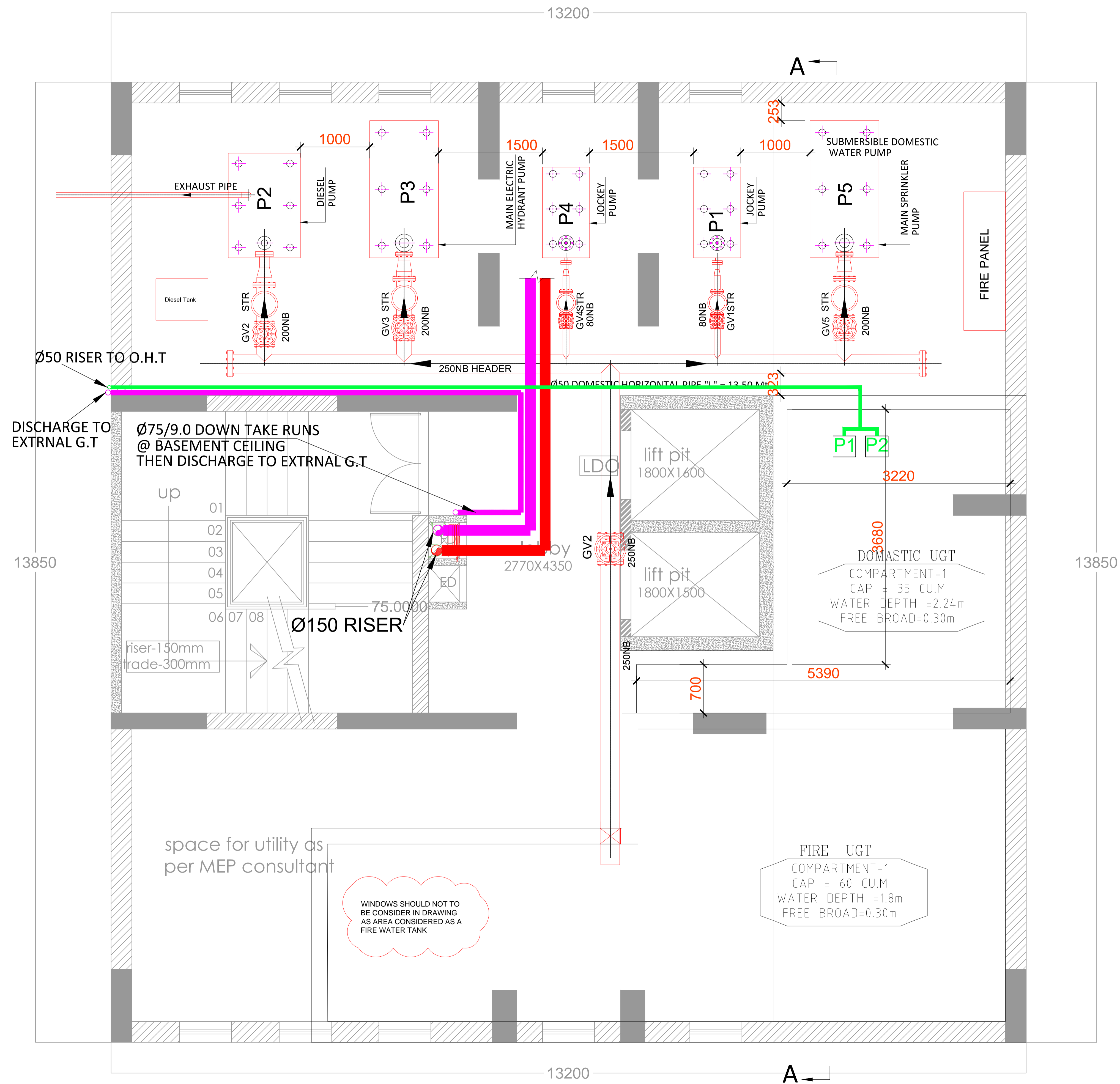
CONSULTANT:

STRUCTWEL DESIGNERS &
CONSULTANTS PVT. LTD
STRUCTWEL, PLOT NO-15, SECTOR-24,
OFF SIGN PANEL HIGHWAY, TURBHE,
NAVI MUMBAI - 400 705.
PHONE : 2784 1010 (7 LINES)
FAX : 91-22-2784 1007

PROJECT TITLE: PROPOSED REDEVELOPMENT (GIRL'S
HOSTEL) OF
PLOT NO. 226 (C.S. NO. 202B/10,
MATUNGA(E),
MUMBAI - 400019 (F/N WARD).

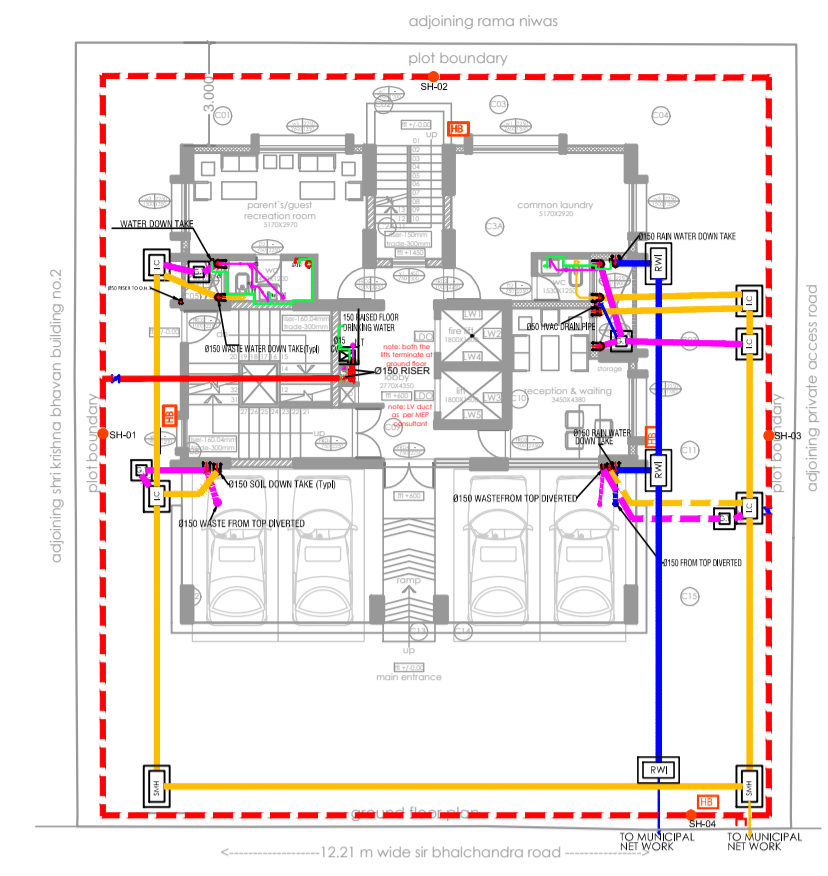
DWG. TITLE: SPRINKLER SYSTEM LAYOUT FOR
TERRACE FLOOR

DRN.BY	V.D.	CHKD	M.N.	VERIFIED	S.S.
23058	NTS.			08.09.2023	
DRG NO.	SIZE	SHEET	DETAILS	REV.	
MEP/FF/1D-002	A2	8 OF 8	T2		



basement floor plan

KEY PLAN :
1:5000



NOTES :
1. ALL DIMENSIONS ARE IN MM UNLESS OTHERWISE SHOWN.
2. DRAWING SHOULD NOT BE SCALED.

REFERENCE DRAWINGS:
ARCHITECT'S DRAWING RECEIVED BY MAIL ON March 2024

RELEASED FOR

<input type="checkbox"/>	APPROVAL/REVIEW
<input type="checkbox"/>	REFERENCE
<input checked="" type="checkbox"/>	TENDER
<input type="checkbox"/>	PROCUREMENT
<input type="checkbox"/>	EXECUTION
<input type="checkbox"/>	AS BUILT

GOOD FOR CONSTRUCTION

PROJECT MANAGER

REVISIONS:

REV. NO.	DETAILS	DRN BY	CHKD BY	VERIFIED BY	DATE
T0	SUBMISSION FOR APPROVAL	S.S.K	S.S.K	S.S	02/09/2023
T1	REVISED AS PER ARCHITECTURAL LAYOUT MAIL DATED 21.09.2023.	S.S.K	S.S.K	S.S	21/09/2023
T2	REVISED AS PER ARCHITECTURAL LAYOUT MAIL DATED 18.10.2023.	S.S.K	S.S.K	S.S	30/10/2023
T3	REVISED AS PER ARCHITECTURAL LAYOUT MAIL DATED 03.02.2024.	S.S.K	S.S.K	S.S	06/02/2024
T4	REVISED AS PER ARCHITECTURAL LAYOUT MAIL DATED 18th MARCH 2024.	S.S.K	S.S.K	S.S	22/03/2024

CLIENT :
FOR: SHIKSHAN PRASARAK MANDALI


DESIGNED BY:
KAILASH SONTAKKE
REGD ARCHITECT CA 84-8700
ASSOCIATED ARCHITECTS
SINCE 1983
TEL:020 2553 5436. EMAIL: kaison.144@gmail.com / kailash@assoarch.com

CONSULTANT : **STRUCTWEL DESIGNERS & CONSULTANTS PVT. LTD**
STRUCTWEL, PLOT NO-15, SECTOR-24, OFF SION PANVEL HIGHWAY, TURBHE, NAVI MUMBAI - 400 705.
PHONE : 2784 1010 (7 LINES)
FAX : 91-22-2784 1007

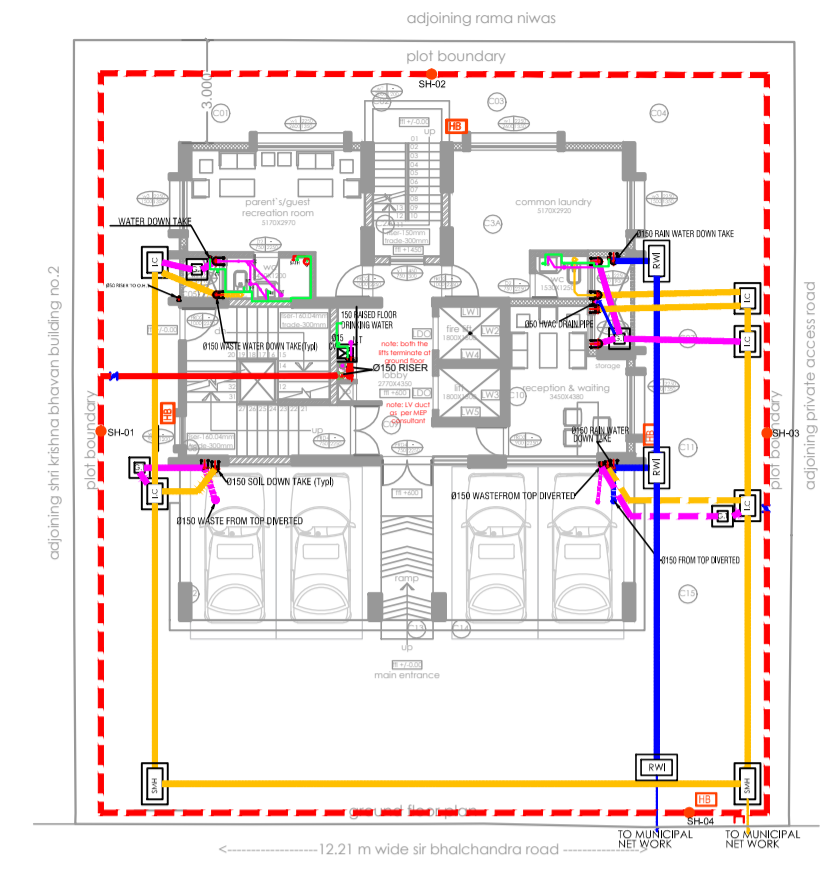
PROJECT TITLE :
PROPOSED REDEVELOPMENT (GIRL'S HOSTEL) OF PLOT NO. 226(C.S. NO. 202B/10, MATUNGA(E), MUMBAI - 400019 (F/N WARD)

DWG. TITLE :
PROPOSED BASEMENT FLOOR PLUMBING PLAN WITH U.G TANK

DRN.BY	S.S.K	CHKD BY	S.S.K	VERIFIED BY	S.S
JOB NO.	23058	SCALE	1:60	DATE	02/09/2023
DRG NO.	MEP-PL-TD-001	SIZE	A1	SHEET DETAILS	1 OF 8
				REV.	T4



KEY PLAN :
1:5000



NOTES :
1. ALL DIMENSIONS ARE IN MM UNLESS OTHERWISE SHOWN.
2. DRAWING SHOULD NOT BE SCALED.

REFERENCE DRAWINGS:
ARCHITECT'S DRAWING RECEIVED BY MAIL ON March 2024

RELEASED FOR

- APPROVAL/REVIEW
- REFERENCE
- TENDER
- PROCUREMENT
- EXECUTION
- AS BUILT

GOOD FOR CONSTRUCTION

PROJECT MANAGER

REVISIONS:

REV. NO.	DETAILS	DRN BY	CHKD BY	VERIFIED BY	DATE
T0	SUBMISSION FOR APPROVAL	S.S.K	S.S.K	S.S	02/09/2023
T1	REVISED AS PER ARCHITECTURAL LAYOUT MAIL DATED 21.09.2023.	S.S.K	S.S.K	S.S	21/09/2023
T2	REVISED AS PER ARCHITECTURAL LAYOUT MAIL DATED 18.10.2023.	S.S.K	S.S.K	S.S	03/11/2023
T3	REVISED AS PER ARCHITECTURAL LAYOUT MAIL DATED 03.02.2024.	S.S.K	S.S.K	S.S	06/02/2024
T4	REVISED AS PER ARCHITECTURAL LAYOUT MAIL DATED 19th MARCH 2024.	S.S.K	S.S.K	S.S	22/03/2024

CLIENT :

FOR: SHIKSHAN PRASARAK MANDALI

DESIGNED BY:

KAILASH SONTAKKE
REGD ARCHITECT CA 84-8700
ASSOCIATED ARCHITECTS
SINCE 1983
TEL:020 2553 5436. EMAIL: kaison.144@gmail.com / kailash@assoarch.com

CONSULTANT : **STRUCTWEL DESIGNERS & CONSULTANTS PVT. LTD**

STRUCTWEL, PLOT NO-15, SECTOR-24, OFF SION PANVEL HIGHWAY, TURBHE, NAVI MUMBAI - 400 705. PHONE : 2784 1010 (7 LINES) FAX : 91-22-2784 1007

PROJECT TITLE :

PROPOSED REDEVELOPMENT (GIRL'S HOSTEL) OF PLOT NO. 226(C.S. NO. 2028/10, MATUNGA(E), MUMBAI - 400019 (F/N WARD)

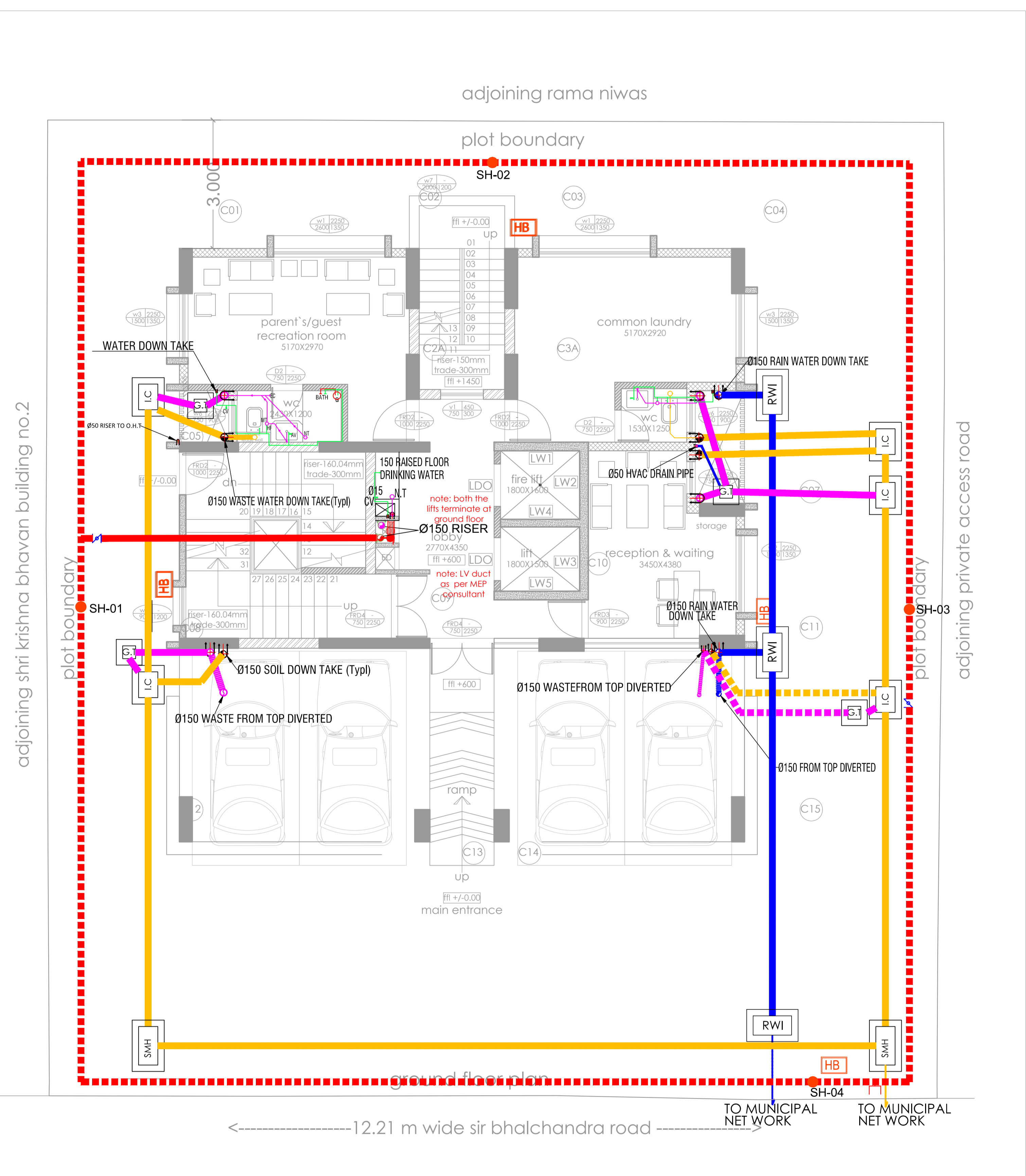
DWG. TITLE :

PROPOSED GROUND FLOOR PLUMBING PLAN

DRN.BY	S.S.K	CHKD BY	S.S.K	VERIFIED BY	S.S
JOB NO.	SCALE		DATE		
23058	1 :60		02/09/2023		
DRG NO.	SIZE	SHEET DETAILS		REV.	
MEP-PL-TD-001	A1	2 OF 8		T4	

PLUMBING LEGEND :-

SYMBOL	DESCRIPTION	QUANTITY
	Ø110 SOIL WASTE (INTERNAL)	78.00 Lmt.
	Ø150 SOIL WASTE (DOWN TAKE)	724.00 Lmt.
	Ø32 WASTE WATER PIPE (INTERNAL)	78.00 Lmt.
	Ø50 WASTE WATER PIPE (INTERNAL)	111.00 Lmt.
	Ø75 WASTE WATER PIPE (INTERNAL)	272.00 Lmt.
	Ø150 RAIN WATER Pvc PIPE (RWP DOWN TAKE)	143.00 Lmt.
	Ø200 RAIN WATER PIPE (EXTERNAL)	80.00 Lmt.
	Ø150 SEWAGE PIPE (EXTERNAL)	50.00 Lmt.
	DOMESTIC WATER SUPPLY CpvC PIPE INLET (DWS)	Ø 50 : 350.00 Lmt. Ø 40 : 33.00 Lmt. Ø 32 : 182.00 Lmt. Ø 25 : 66.00 Lmt. Ø 20 : 598.00 Lmt. Ø 15 : 82.00 Lmt.
	DOMESTIC WATER FOR RING MAIN (Gravity) @ TERRACE Ø 80	84.00 Lmt.
	DOMESTIC WATER FOR RING MAIN (Booster) @ TERRACE Ø 65	84.00 Lmt.
	DOMESTIC WATER FROM U.G.T TO O.H.T Ø 50	96.00 Lmt.
	NAHANI TRAP	111 Nos
	MULTI TRAP	92 Nos
	ANGLE VALVE BELLOW WASH BASIN R.H.S	92 Nos
	CONTROL VALVE @ ENTRY TO TOILET / INSIDE /FOR DRINKING WATER	21 Nos
	EYE CLEANER / OPENER FOR DRAINAGE SYSTEM Ø75	92 Nos
	HEALTH FAUCET	92 Nos
	STRAINER 50NB	2 Nos
	BUTTERFLY VALVE 50NB	4 Nos
	NON RETURN VALVE	2 Nos
	GULLY TRAP 300 X 300	4 Nos
	INSPECTION CHAMBER (I.C) 600 X 450 (HT 600 to 900)	5 Nos
	SEWERAGE MAN HOLE 900X450 OUT SIDE	3 Nos
	RAIN WATER INLET 900 X 450 (HT600 to 900)	3 Nos
	BOOSTER PUMP AT TERRACE FOR DOMESTIC WATER	1W + 1 S 201 LPM 10.00 Head
	RISER PUMP AT BASEMENT FOR DOMESTIC WATER (SUBMERSIBLE PUMP)	1W + 1 S 122.22 LPM 98.00 Head
	GAYSER MIXER	90 Nos.
	WATER CLOSET (W.C)	90 Nos.

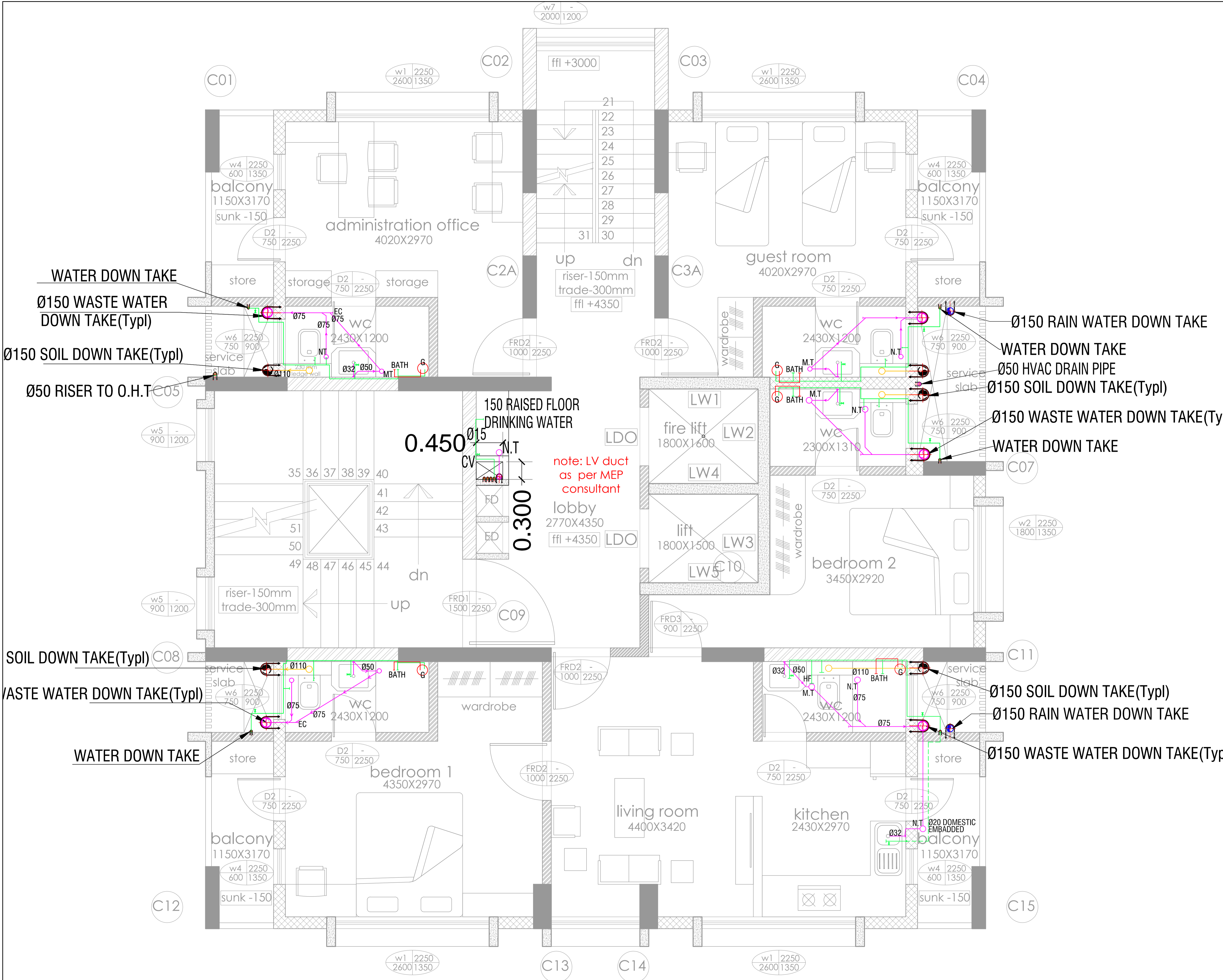


←-----12.21 m wide sir bhalchandra road-----

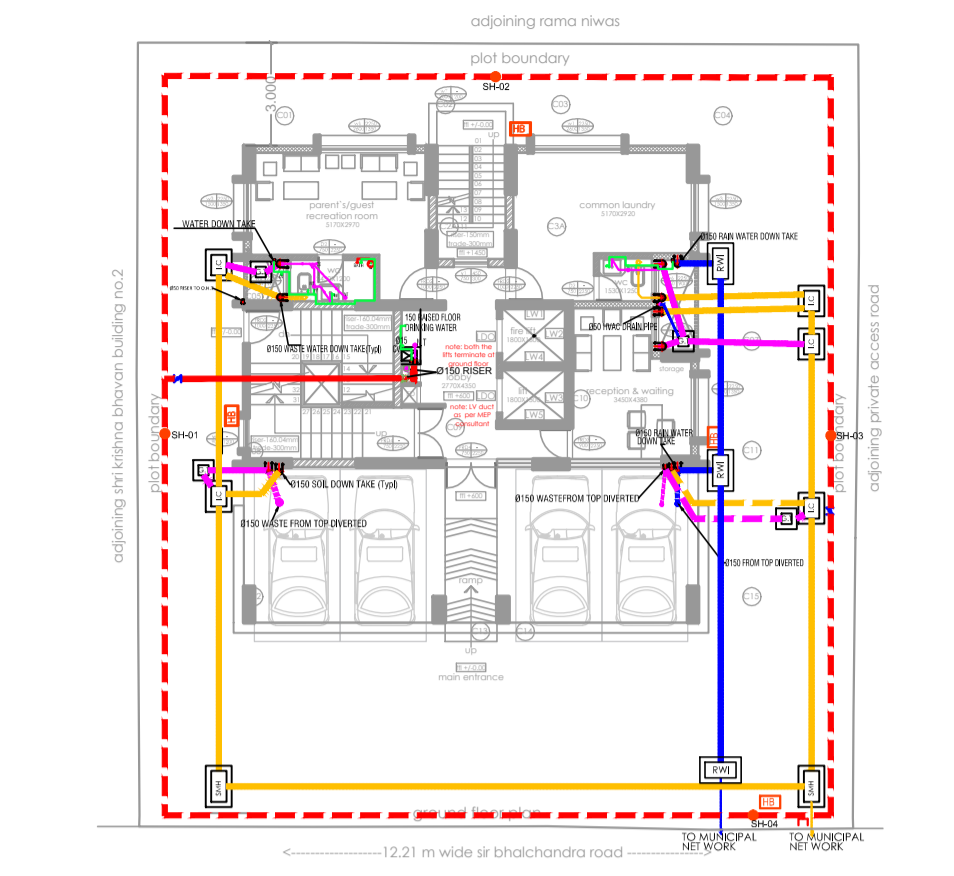
TO MUNICIPAL NET WORK

adjoining shri krishna bhavan building no.2

adjoining private access road



KEY PLAN :
1:5000



NOTES :
1. ALL DIMENSIONS ARE IN MM UNLESS OTHERWISE SHOWN.
2. DRAWING SHOULD NOT BE SCALED.

REFERENCE DRAWINGS:
ARCHITECT'S DRAWING RECEIVED BY MAIL ON March 2024

RELEASED FOR

<input type="checkbox"/>	APPROVAL/REVIEW
<input type="checkbox"/>	REFERENCE
<input checked="" type="checkbox"/>	TENDER
<input type="checkbox"/>	PROCUREMENT
<input type="checkbox"/>	EXECUTION
<input type="checkbox"/>	AS BUILT

GOOD FOR CONSTRUCTION

PROJECT MANAGER

REVISIONS:

REV. NO.	DETAILS	DRN BY	CHKD BY	VERIFIED BY	DATE
T0	SUBMISSION FOR APPROVAL	S.S.K	S.S.K	S.S	02/09/2023
T1	REVISED AS PER ARCHITECTURAL LAYOUT MAIL DATED 21.09.2023.	S.S.K	S.S.K	S.S	21/09/2023
T2	REVISED AS PER ARCHITECTURAL LAYOUT MAIL DATED 18.10.2023.	S.S.K	S.S.K	S.S	30/10/2023
T3	REVISED AS PER ARCHITECTURAL LAYOUT MAIL DATED 03.02.2024.	S.S.K	S.S.K	S.S	06/02/2024
T4	REVISED AS PER ARCHITECTURAL LAYOUT MAIL DATED 18th MARCH 2024.	S.S.K	S.S.K	S.S	22/03/2024

CLIENT :
FOR: SHIKSHAN PRASARAK MANDALI

DESIGNED BY:
KAILASH SONTAKKE
REGD ARCHITECT CA 84-8700

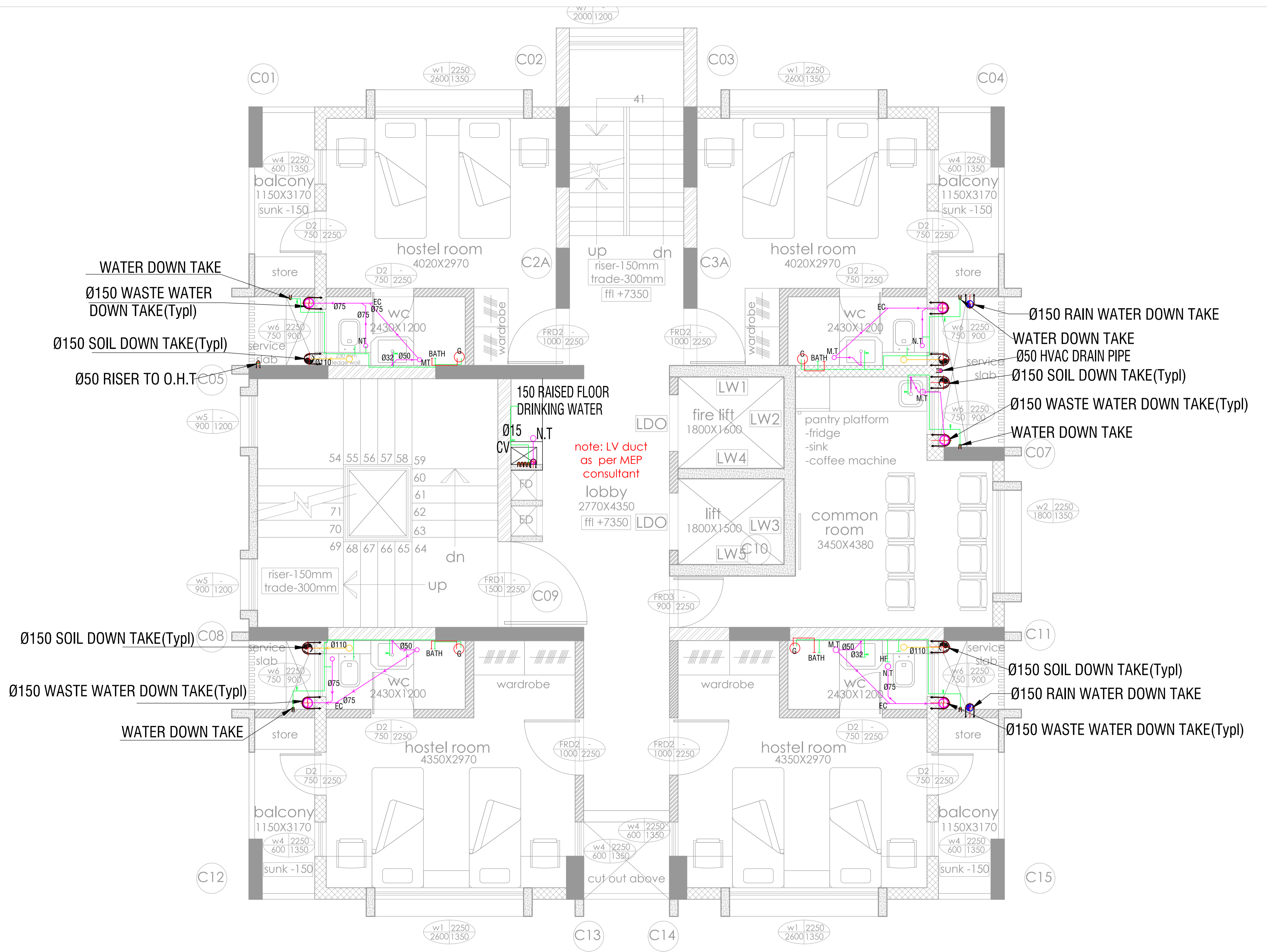
ASSOCIATED ARCHITECTS
SINCE 1983
TEL:020 2553 5436. EMAIL: kaison.144@gmail.com / kailash@assoarch.com

CONSULTANT : **STRUCTWEL DESIGNERS & CONSULTANTS PVT. LTD**
STRUCTWEL, PLOT NO-15, SECTOR-24, OFF SION PANVEL HIGHWAY, TURBHE, NAVI MUMBAI - 400 705.
PHONE : 2784 1010 (7 LINES)
FAX : 91-22-2784 1007

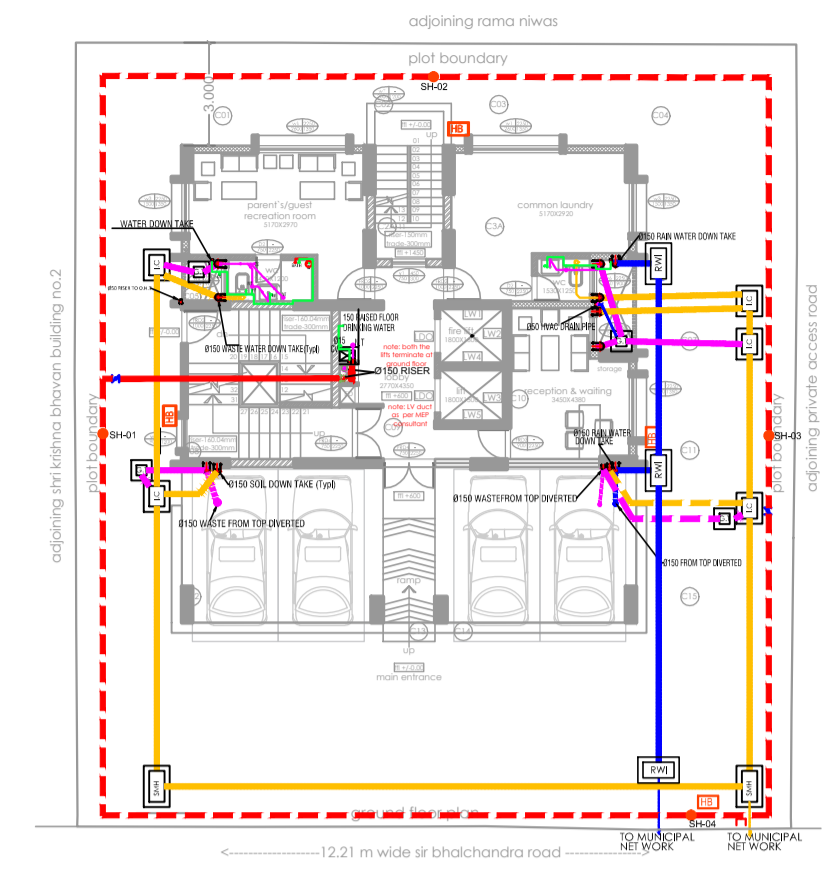
PROJECT TITLE :
PROPOSED REDEVELOPMENT (GIRL'S HOSTEL) OF PLOT NO. 226(C.S. NO. 202B/10, MATUNGA(E), MUMBAI - 400019 (F/N WARD)

DWG. TITLE :
FIRST FLOOR PLUMBING DETAIL

DRN.BY	S.S.K	CHKD BY	S.S.K	VERIFIED BY	S.S
JOB NO.	SCALE		DATE		
23058	1 : 30		02/09/2023		
DRG NO.	SIZE	SHEET DETAILS		REV.	
MEP-PL-TD-001	A1	3 OF 8		T4	



KEY PLAN :
1:5000



NOTES :
1. ALL DIMENSIONS ARE IN MM UNLESS OTHERWISE SHOWN.
2. DRAWING SHOULD NOT BE SCALED.

REFERENCE DRAWINGS:
ARCHITECT'S DRAWING RECEIVED BY MAIL ON March 2024

RELEASED FOR

<input type="checkbox"/>	APPROVAL/REVIEW
<input type="checkbox"/>	REFERENCE
<input checked="" type="checkbox"/>	TENDER
<input type="checkbox"/>	PROCUREMENT
<input type="checkbox"/>	EXECUTION
<input type="checkbox"/>	AS BUILT

GOOD FOR CONSTRUCTION

PROJECT MANAGER

REVISIONS:

REV. NO.	DETAILS	DRN BY	CHKD BY	VERIFIED BY	DATE
T0	SUBMISSION FOR APPROVAL	S.S.K	S.S.K	S.S	02/09/2023
T1	REVISED AS PER ARCHITECTURAL LAYOUT MAIL DATED 21.09.2023.	S.S.K	S.S.K	S.S	21/09/2023
T2	REVISED AS PER ARCHITECTURAL LAYOUT MAIL DATED 18.10.2023.	S.S.K	S.S.K	S.S	30/10/2023
T3	REVISED AS PER ARCHITECTURAL LAYOUT MAIL DATED 03.02.2024.	S.S.K	S.S.K	S.S	06/02/2024
T4	REVISED AS PER ARCHITECTURAL LAYOUT MAIL DATED 18th MARCH 2024.	S.S.K	S.S.K	S.S	22/03/2024

CLIENT :
FOR: SHIKSHAN PRASARAK MANDALI

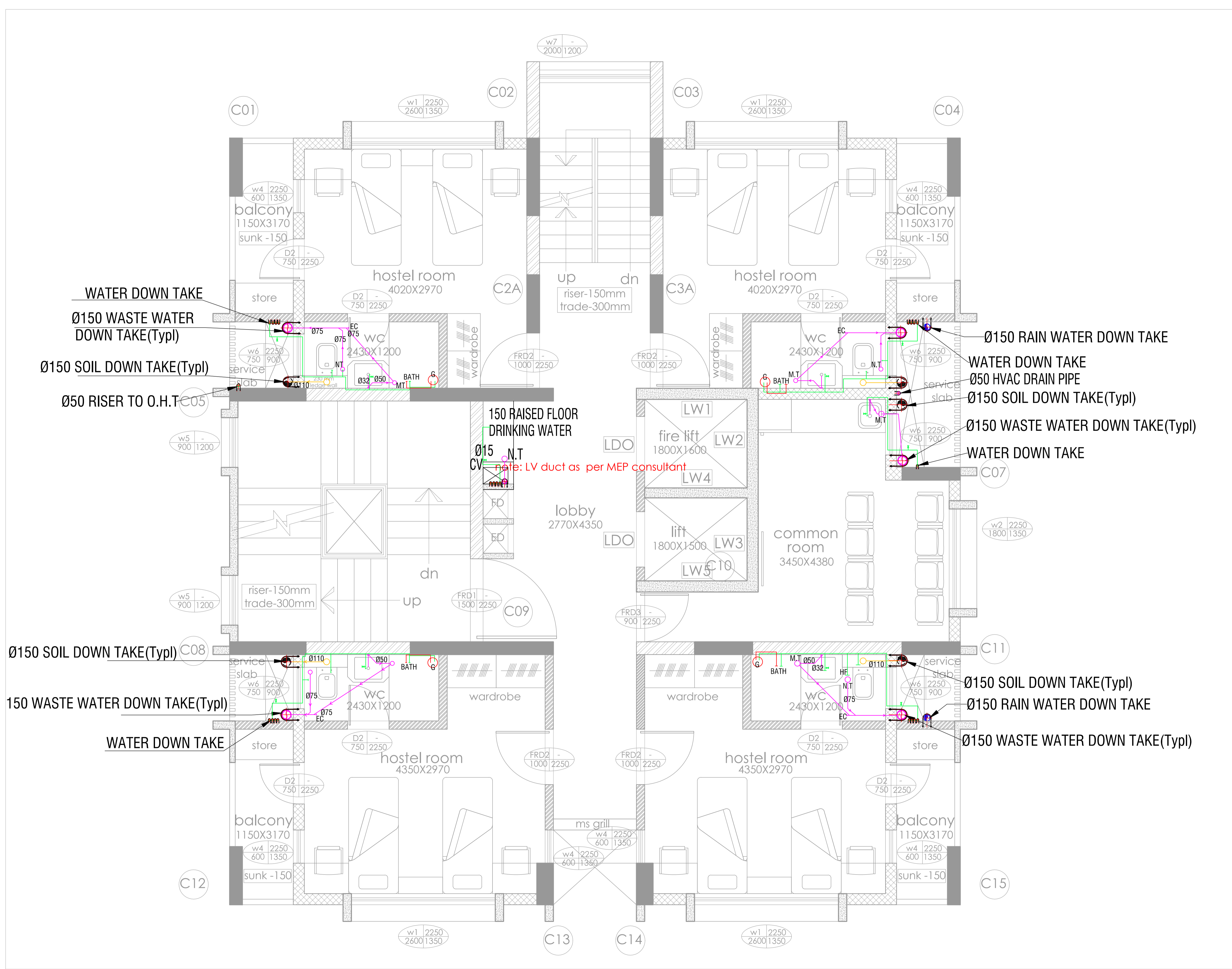
DESIGNED BY:
KAILASH SONTAKKE
REGD ARCHITECT CA 84-8700
ASSOCIATED ARCHITECTS
SINCE 1983
TEL:020 2553 5436. EMAIL: kaison.144@gmail.com / kailash@assoarch.com

CONSULTANT : **STRUCTWEL DESIGNERS & CONSULTANTS PVT. LTD**
STRUCTWEL, PLOT NO-15, SECTOR-24, OFF SION PANVEL HIGHWAY, TURBHE, NAVI MUMBAI - 400 705.
PHONE : 2784 1010 (7 LINES)
FAX : 91-22-2784 1007

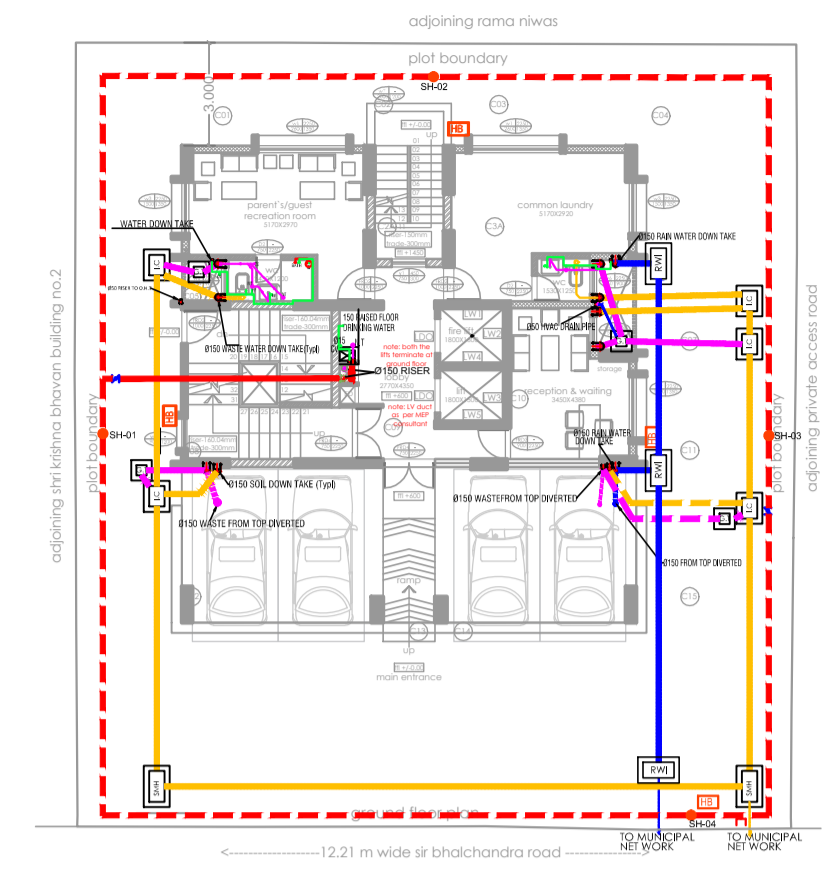
PROJECT TITLE :
PROPOSED REDEVELOPMENT (GIRL'S HOSTEL) OF PLOT NO. 226(C.S. NO. 202B/10, MATUNGA(E), MUMBAI - 400019 (F/N WARD)

DWG. TITLE :
SECOND FLOOR PLUMBING DETAIL

DRN.BY	S.S.K	CHKD BY	S.S.K	VERIFIED BY	S.S
JOB NO.	23058	SCALE	NTS	DATE	02/09/2023
DRG NO.	MEP-PL-TD-001	SIZE	A1	SHEET DETAILS	4 OF 8
				REV.	T4



KEY PLAN :
1:5000



NOTES :
1. ALL DIMENSIONS ARE IN MM UNLESS OTHERWISE SHOWN.
2. DRAWING SHOULD NOT BE SCALED.

REFERENCE DRAWINGS:
ARCHITECT'S DRAWING RECEIVED BY MAIL ON March 2024

RELEASED FOR

<input type="checkbox"/>	APPROVAL/REVIEW
<input type="checkbox"/>	REFERENCE
<input checked="" type="checkbox"/>	TENDER
<input type="checkbox"/>	PROCUREMENT
<input type="checkbox"/>	EXECUTION
<input type="checkbox"/>	AS BUILT

GOOD FOR CONSTRUCTION

PROJECT MANAGER

REVISIONS:

REV. NO.	DETAILS	DRN BY	CHKD BY	VERIFIED BY	DATE
T0	SUBMISSION FOR APPROVAL	S.S.K	S.S.K	S.S	02/09/2023
T1	REVISED AS PER ARCHITECTURAL LAYOUT MAIL DATED 21.09.2023.	S.S.K	S.S.K	S.S	21/09/2023
T2	REVISED AS PER ARCHITECTURAL LAYOUT MAIL DATED 18.10.2023.	S.S.K	S.S.K	S.S	30/10/2023
T3	REVISED AS PER ARCHITECTURAL LAYOUT MAIL DATED 03.02.2024.	S.S.K	S.S.K	S.S	06/02/2024
T4	REVISED AS PER ARCHITECTURAL LAYOUT MAIL DATED 18th MARCH 2024.	S.S.K	S.S.K	S.S	22/03/2024

CLIENT :
FOR: SHIKSHAN PRASARAK MANDALI

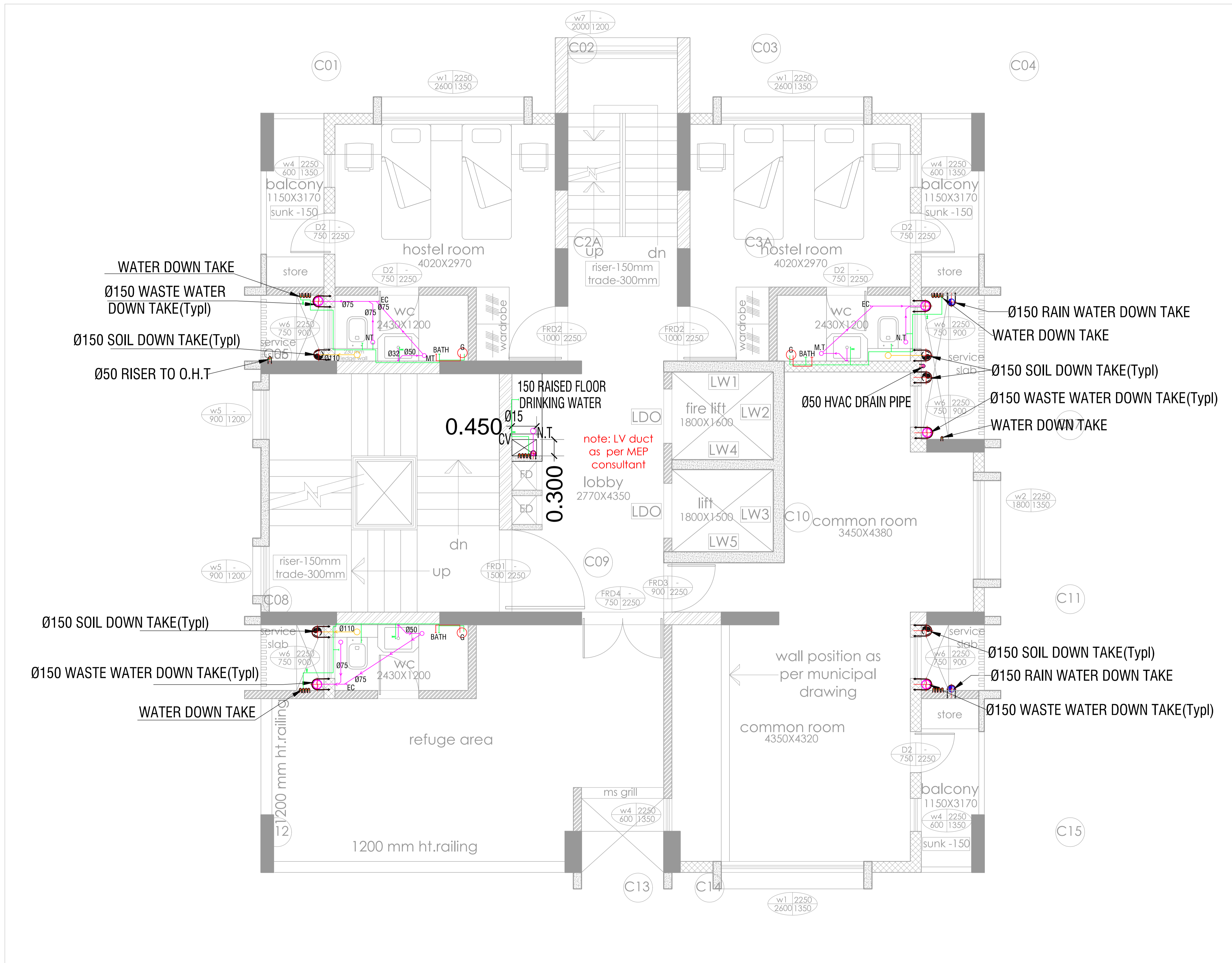
DESIGNED BY:
KAILASH SONTAKKE
REGD ARCHITECT CA 84-8700
ASSOCIATED ARCHITECTS
SINCE 1983
TEL:020 2553 5436. EMAIL: kaison.144@gmail.com / kailash@assoarch.com

CONSULTANT : **STRUCTWEL DESIGNERS & CONSULTANTS PVT. LTD**
STRUCTWEL, PLOT NO-15, SECTOR-24, OFF SION PANVEL HIGHWAY, TURBHE, NAVI MUMBAI - 400 705.
PHONE : 2784 1010 (7 LINES)
FAX : 91-22-2784 1007

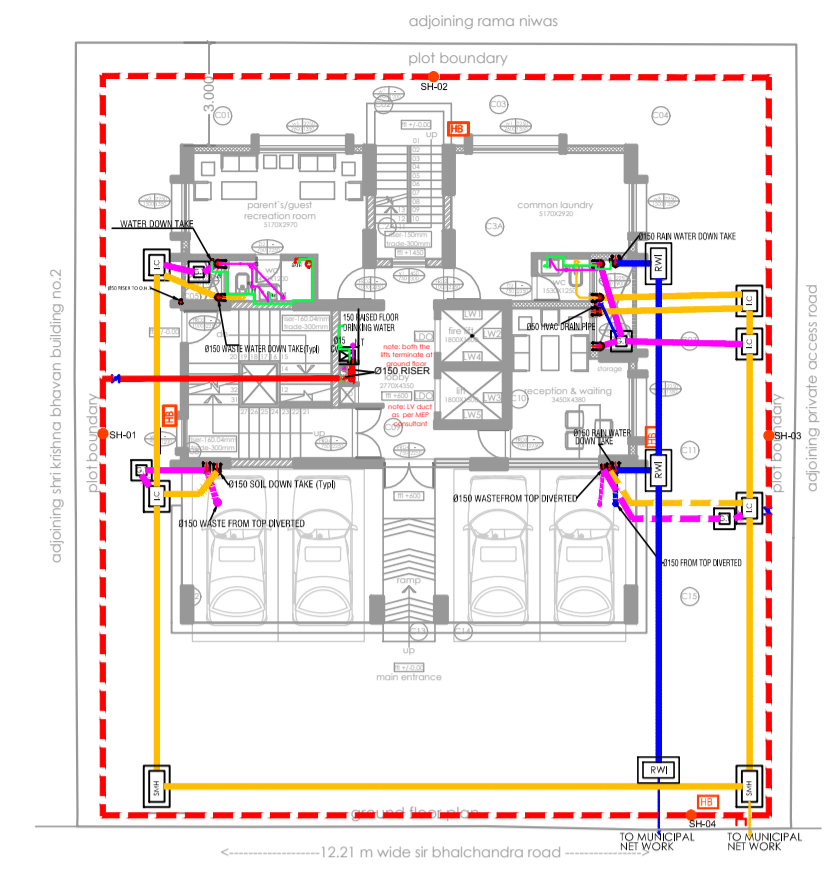
PROJECT TITLE :
PROPOSED REDEVELOPMENT (GIRL'S HOSTEL) OF PLOT NO. 226(C.S. NO. 202B/10, MATUNGA(E), MUMBAI - 400019 (F/N WARD)

DWG. TITLE :
EVEN FLOORS PLUMBING DETAIL
4,6,8,10,12,16,18 th FLOOR

DRN.BY	S.S.K	CHKD BY	S.S.K	VERIFIED BY	S.S
JOB NO.	23058	SCALE	NTS	DATE	02/09/2023
DRG NO.	MEP-PL-TD-001	SIZE	A1	SHEET DETAILS	6 OF 8
				REV.	T4



KEY PLAN :
1:5000



NOTES :
1. ALL DIMENSIONS ARE IN MM UNLESS OTHERWISE SHOWN.
2. DRAWING SHOULD NOT BE SCALED.

REFERENCE DRAWINGS:
ARCHITECT'S DRAWING RECEIVED BY MAIL ON March 2024

RELEASED FOR

<input type="checkbox"/>	APPROVAL/REVIEW
<input type="checkbox"/>	REFERENCE
<input checked="" type="checkbox"/>	TENDER
<input type="checkbox"/>	PROCUREMENT
<input type="checkbox"/>	EXECUTION
<input type="checkbox"/>	AS BUILT

GOOD FOR CONSTRUCTION

PROJECT MANAGER

REVISIONS:

REV. NO.	DETAILS	DRN BY	CHKD BY	VERIFIED BY	DATE
T0	SUBMISSION FOR APPROVAL	S.S.K	S.S.K	S.S	02/09/2023
T1	REVISED AS PER ARCHITECTURAL LAYOUT MAIL DATED 21.09.2023.	S.S.K	S.S.K	S.S	21/09/2023
T2	REVISED AS PER ARCHITECTURAL LAYOUT MAIL DATED 18.10.2023.	S.S.K	S.S.K	S.S	30/10/2023
T3	REVISED AS PER ARCHITECTURAL LAYOUT MAIL DATED 03.02.2024.	S.S.K	S.S.K	S.S	06/02/2024
T4	REVISED AS PER ARCHITECTURAL LAYOUT MAIL DATED 18th MARCH 2024.	S.S.K	S.S.K	S.S	22/03/2024

CLIENT :
FOR: SHIKSHAN PRASARAK MANDALI

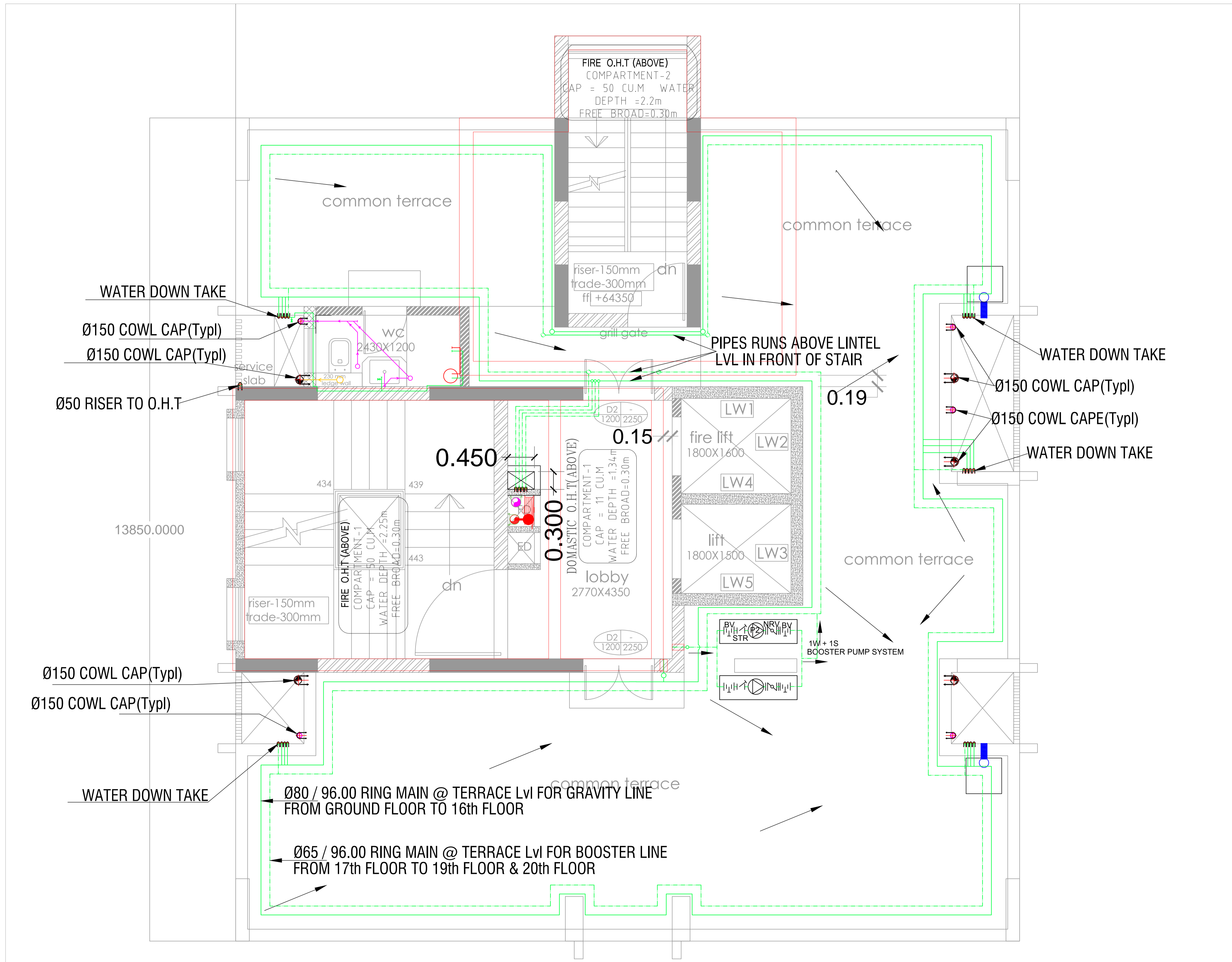
DESIGNED BY:
KAILASH SONTAKKE
REGD ARCHITECT CA 84-8700
ASSOCIATED ARCHITECTS
SINCE 1983
TEL:020 2553 5436. EMAIL: kaison.144@gmail.com / kailash@assoarch.com

CONSULTANT : **STRUCTWEL DESIGNERS & CONSULTANTS PVT. LTD**
STRUCTWEL, PLOT NO-15, SECTOR-24, OFF SION PANVEL HIGHWAY, TURBHE, NAVI MUMBAI - 400 705.
PHONE : 2784 1010 (7 LINES)
FAX : 91-22-2784 1007

PROJECT TITLE :
PROPOSED REDEVELOPMENT (GIRL'S HOSTEL) OF PLOT NO. 226(C.S. NO. 202B/10, MATUNGA(E), MUMBAI - 400019 (F/N WARD)

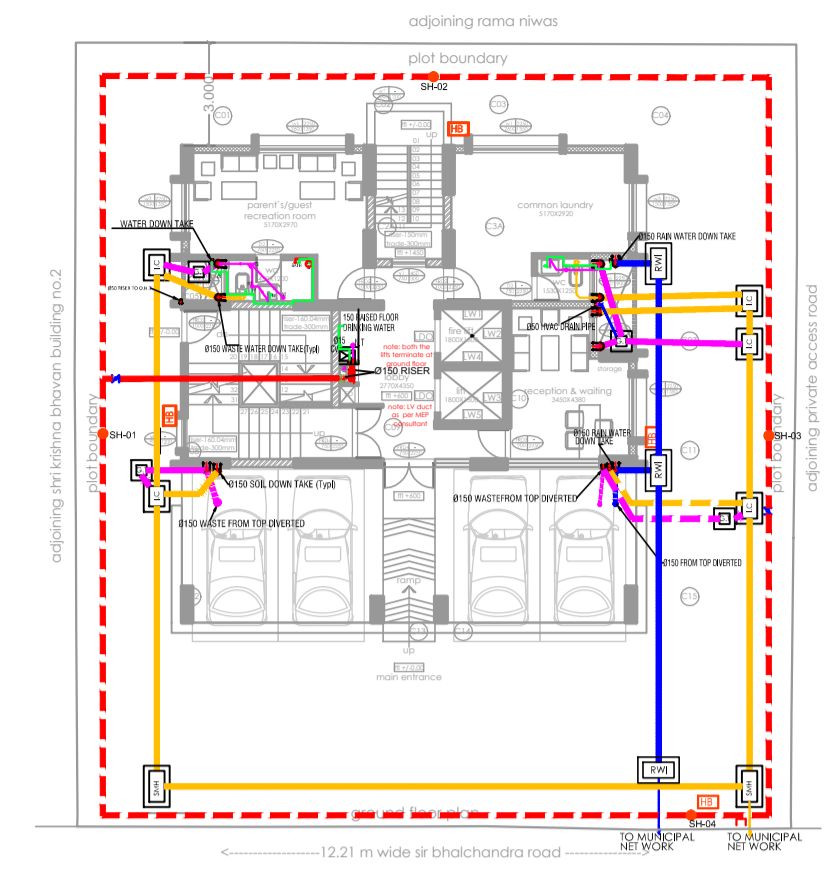
DWG. TITLE :
7th & 14th FLOOR PLUMBING DETAIL (REFUGE)

DRN.BY	S.S.K	CHKD BY	S.S.K	VERIFIED BY	S.S
JOB NO.	23058	SCALE	NTS	DATE	02/09/2023
DRG NO.	MEP-PL-TD-001	SIZE	A1	SHEET DETAILS	7 OF 8
				REV.	T4



terrace floor plan

KEY PLAN :
1:5000



NOTES :
1. ALL DIMENSIONS ARE IN MM UNLESS OTHERWISE SHOWN.
2. DRAWING SHOULD NOT BE SCALED.

REFERENCE DRAWINGS:
ARCHITECT'S DRAWING RECEIVED BY MAIL ON March 2024

RELEASED FOR

<input type="checkbox"/>	APPROVAL/REVIEW
<input type="checkbox"/>	REFERENCE
<input checked="" type="checkbox"/>	TENDER
<input type="checkbox"/>	PROCUREMENT
<input type="checkbox"/>	EXECUTION
<input type="checkbox"/>	AS BUILT

GOOD FOR CONSTRUCTION

PROJECT MANAGER

REVISIONS:

REV. NO.	DETAILS	DRN BY	CHKD BY	VERIFIED BY	DATE
T0	SUBMISSION FOR APPROVAL	S.S.K	S.S.K	S.S	02/09/2023
T1	REVISED AS PER ARCHITECTURAL LAYOUT MAIL DATED 21.09.2023.	S.S.K	S.S.K	S.S	21/09/2023
T2	REVISED AS PER ARCHITECTURAL LAYOUT MAIL DATED 18.10.2023.	S.S.K	S.S.K	S.S	30/10/2023
T3	REVISED AS PER ARCHITECTURAL LAYOUT MAIL DATED 03.02.2024.	S.S.K	S.S.K	S.S	06/02/2024
T4	REVISED AS PER ARCHITECTURAL LAYOUT MAIL DATED 18th MARCH 2024.	S.S.K	S.S.K	S.S	22/03/2024

CLIENT :
FOR: SHIKSHAN PRASARAK MANDALI

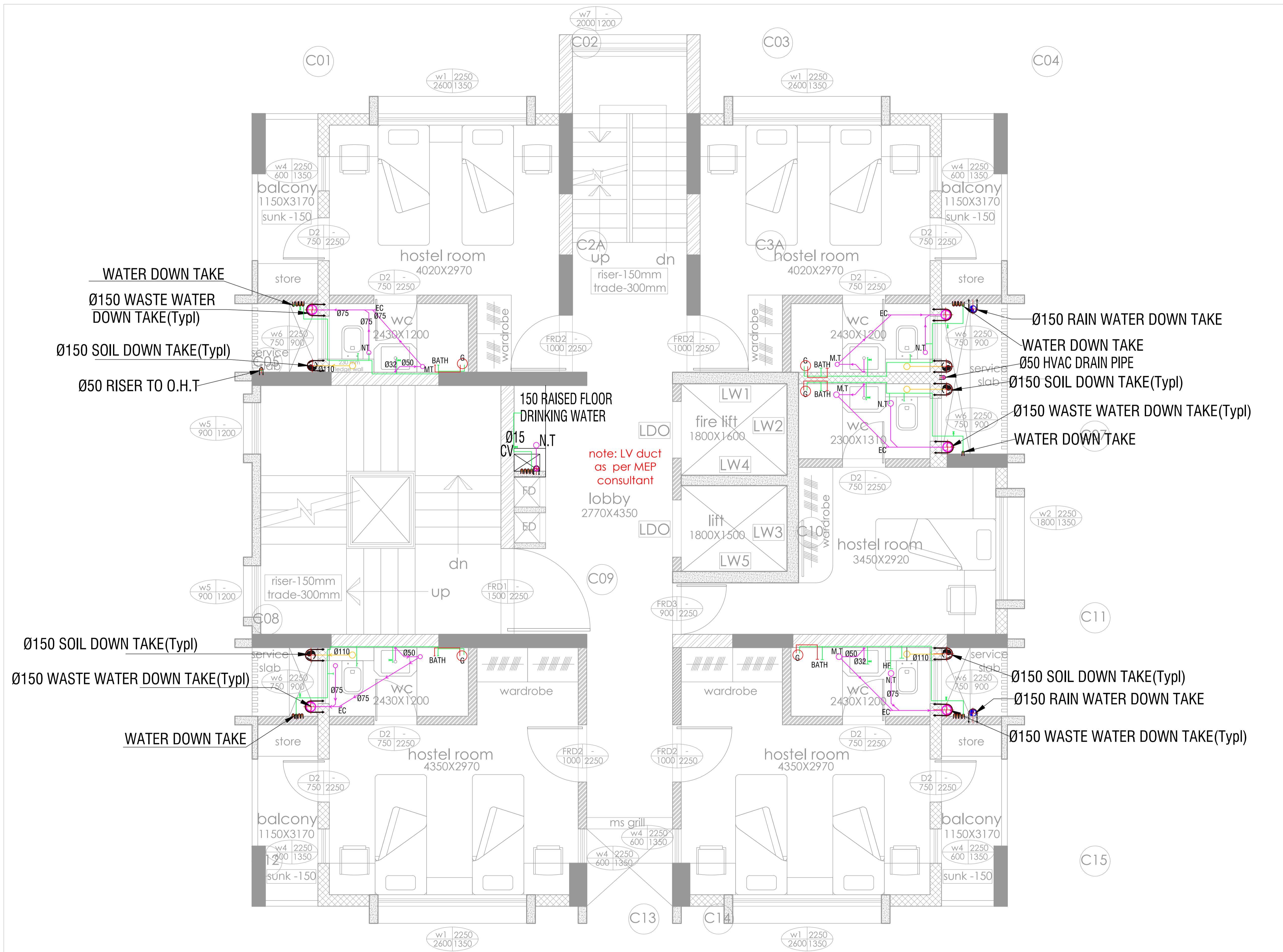
DESIGNED BY:
KAILASH SONTAKKE
REGD ARCHITECT CA 84-8700
ASSOCIATED ARCHITECTS
SINCE 1983
TEL:020 2553 5436. EMAIL: kaison.144@gmail.com / kailash@assoarch.com

CONSULTANT : **STRUCTWEL DESIGNERS & CONSULTANTS PVT. LTD**
STRUCTWEL, PLOT NO-15, SECTOR-24, OFF SION PANVEL HIGHWAY, TURBHE, NAVI MUMBAI - 400 705.
PHONE : 2784 1010 (7 LINES)
FAX : 91-22-2784 1007

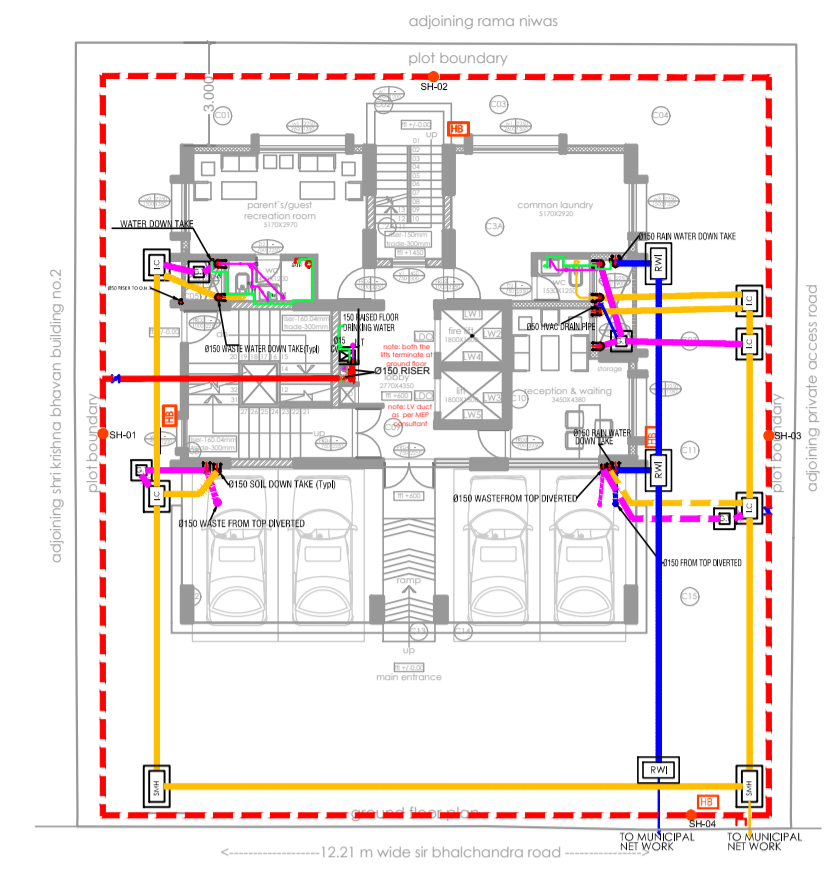
PROJECT TITLE :
PROPOSED REDEVELOPMENT (GIRL'S HOSTEL) OF PLOT NO. 226(C.S. NO. 202B/10, MATUNGA(E), MUMBAI - 400019 (F/N WARD)

DWG. TITLE :
TERRACE FLOOR PLUMBING DETAIL

DRN.BY	S.S.K	CHKD BY	S.S.K	VERIFIED BY	S.S
JOB NO.	SCALE		DATE		
23058	NTS		02/09/2023		
DRG NO.	SIZE	SHEET DETAILS		REV.	
MEP-PL-TD-001	A1	8 OF 8		T4	



KEY PLAN :
1:5000



NOTES :
1. ALL DIMENSIONS ARE IN MM UNLESS OTHERWISE SHOWN.
2. DRAWING SHOULD NOT BE SCALED.

REFERENCE DRAWINGS:
ARCHITECT'S DRAWING RECEIVED BY MAIL ON March 2024

RELEASED FOR

<input type="checkbox"/>	APPROVAL/REVIEW
<input type="checkbox"/>	REFERENCE
<input checked="" type="checkbox"/>	TENDER
<input type="checkbox"/>	PROCUREMENT
<input type="checkbox"/>	EXECUTION
<input type="checkbox"/>	AS BUILT

GOOD FOR CONSTRUCTION

PROJECT MANAGER

REVISIONS:

REV. NO.	DETAILS	DRN BY	CHKD BY	VERIFIED BY	DATE
T0	SUBMISSION FOR APPROVAL	S.S.K	S.S.K	S.S	02/09/2023
T1	REVISED AS PER ARCHITECTURAL LAYOUT MAIL DATED 21.09.2023.	S.S.K	S.S.K	S.S	21/09/2023
T2	REVISED AS PER ARCHITECTURAL LAYOUT MAIL DATED 18.10.2023.	S.S.K	S.S.K	S.S	30/10/2023
T3	REVISED AS PER ARCHITECTURAL LAYOUT MAIL DATED 03.02.2024.	S.S.K	S.S.K	S.S	06/02/2024
T4	REVISED AS PER ARCHITECTURAL LAYOUT MAIL DATED 18th MARCH 2024.	S.S.K	S.S.K	S.S	22/03/2024

CLIENT :
FOR: SHIKSHAN PRASARAK MANDALI

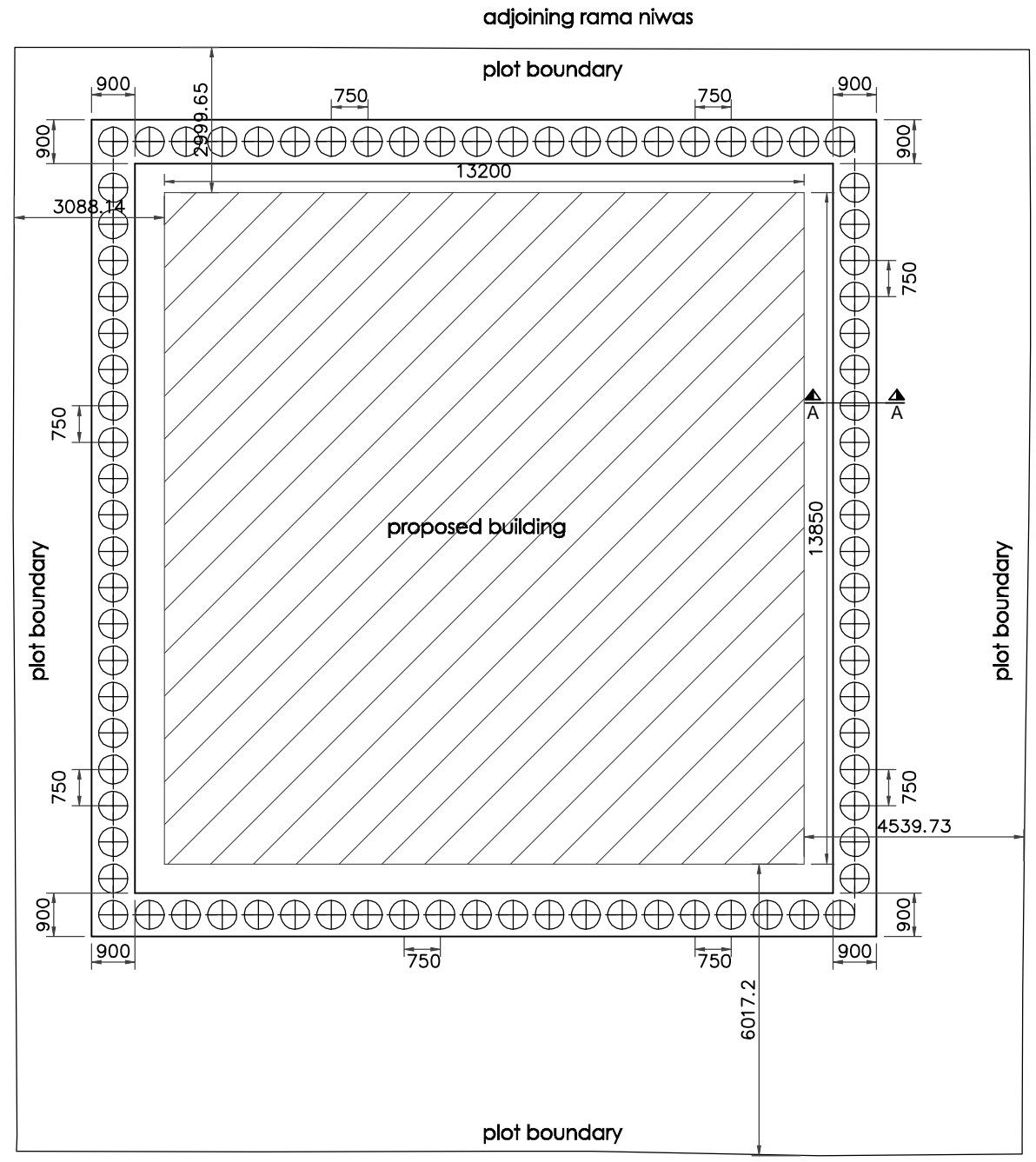
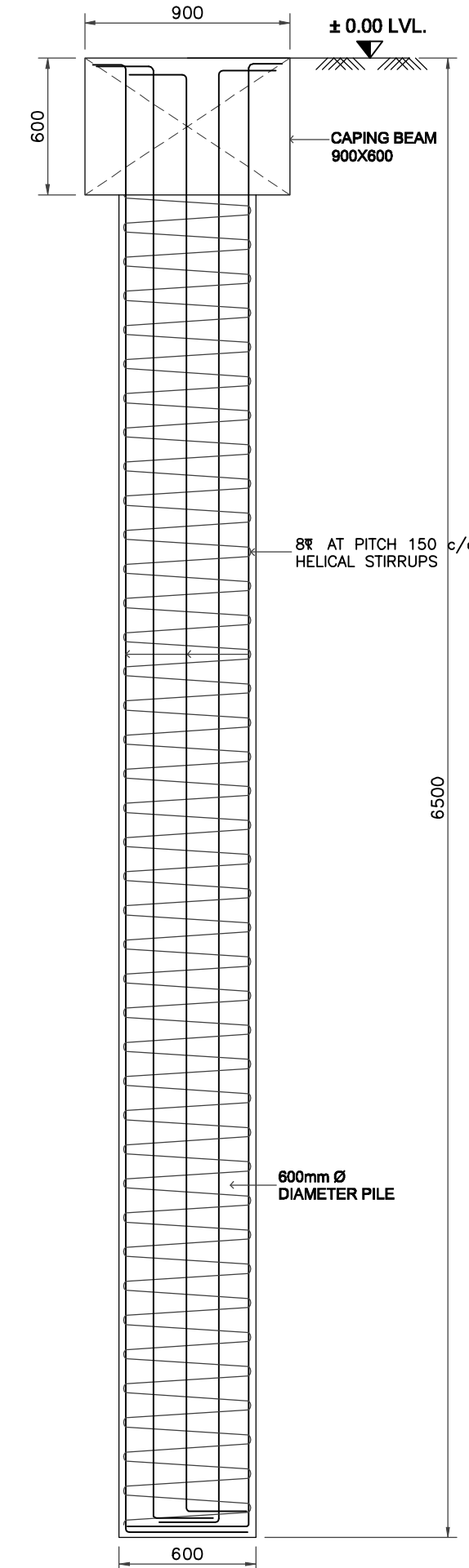
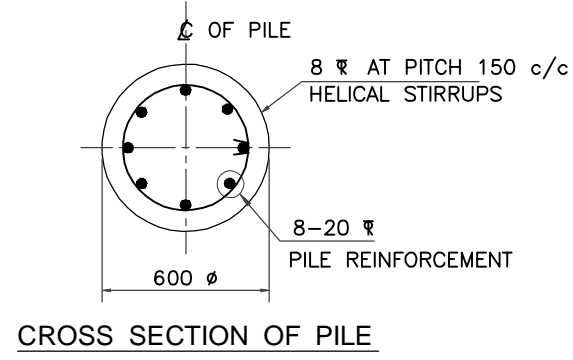
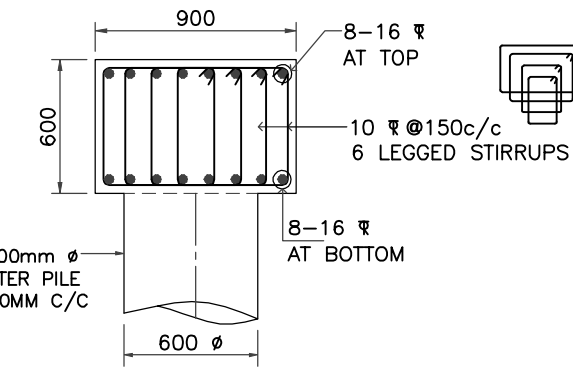
DESIGNED BY:
KAILASH SONTAKKE
REGD ARCHITECT CA 84-8700
ASSOCIATED ARCHITECTS
SINCE 1983
TEL:020 2553 5436. EMAIL: kaison.144@gmail.com / kailash@assoarch.com

CONSULTANT : **STRUCTWEL DESIGNERS & CONSULTANTS PVT. LTD**
STRUCTWEL, PLOT NO-15, SECTOR-24, OFF SION PANVEL HIGHWAY, TURBHE, NAVI MUMBAI - 400 705.
PHONE : 2784 1010 (7 LINES)
FAX : 91-22-2784 1007

PROJECT TITLE :
PROPOSED REDEVELOPMENT (GIRL'S HOSTEL) OF PLOT NO. 226(C.S. NO. 202B/10, MATUNGA(E), MUMBAI - 400019 (F/N WARD)

DWG. TITLE :
ODD FLOORS PLUMBING DETAIL
3,5,9,11,13,15,17,19 th FLOOR

DRN.BY	S.S.K	CHKD BY	S.S.K	VERIFIED BY	S.S
JOB NO.	SCALE		DATE		
23058	NTS		02/09/2023		
DRG NO.	SIZE	SHEET DETAILS		REV.	
MEP-PL-TD-001	A1	5 OF 8		T4	



← 12.21 m wide sir bhanchandra road →
PLAN SHOWING ARRANGEMENT OF SHOREPILE

S.P.M. GIRLS HOSTEL, MATUNGA

TENDER DRAWING

***CONCRETE GRADE- M30**

EXPOSURE CONDITION = MODERATE

REFERENCE IS CODES

1. IS 456-2000 - PLAIN AND REINFORCED CONCRETE.
2. IS 800 - STEEL STRUCTURE.
3. IS 1893-2002- EARTHQUAKE RESISTANT DESIGN OF STRUCTURE.
4. IS 13920-1993- DUCTILE DETAILING OF REINFORCED CONCRETE STRUCTURES SUBJECTED TO SEISMIC FORCES CODE OF PRACTICE.
5. XXXXXXXXXXXX - XXXXXXXXXXXXXXXXXXXX

NOTES:

- 1) DO NOT SCALE THE DRAWING, REFER FIGURED DIMENSIONS
- 2) ANY DESCRIPANCIES OR OMISSION OR CHANGES SHALL BE BROUGHT TO NOTICE PRIOR TO EXECUTION
- 3) DO NOT CAST ANY R.C.C WORK UNLESS IT IS CHECKED AND CONFIRMED BY SITE ENGINEER.
- 4) CONCRETE GRADE AS SPECIFIED.
- 5) ALL STEEL IS TOR STEEL OF GRADE **Fe 500 N/mmSq.**
- 6) S.B.C. OF SOIL ASSUMED IS **80 T/Sq.M.**
- 7) COLUMNS AND FOOTINGS ARE DESIGNED **FOR -- BASEMENT + GROUND + 20 FLOORS ONLY.**
- 8) DESIGN OF CENTRING, SHUTTERING, AND CONCRETE MIX IS CONTRACTOR / CLIENTS / SITE RESPONSIBILITY.
- 9) LAPPING OR ANCHORAGE LENGTH

M20 TO M35		M40 & ABOVE	
BEAM	COLUMN	BEAM	COLUMN
60xDIA OF BAR	50xDIA OF BAR	45xDIA OF BAR	35xDIA OF BAR

- 10) CLEAR COVER TO REINFORCEMENT
 - a) FOOTING
 - i) TOP & BOTTOM = 75m.m.
 - ii) SIDE = 75m.m.
 - b) COLUMN = 50m.m.
 - i) SHEAR WALL LESS THAN 200 = 25m.m.
 - ii) SHEAR WALL/COLUMN FOR 200 = 25m.m.
 - iii) SHEAR WALL GREATER THAN 200 = 40m.m.
 - c) SLAB = 30m.m.
 - d) BEAM = 30m.m.
 - e) RETAINING WALLS = 50m.m.
 - f) WATER TANK WALLS = 50m.m.
 - g) LIFT PARDI = 25m.m.
- 11) WE WILL NOT BE RESPONSIBLE FOR ANY LEGAL OR APPROVAL REGARDING THE APPROVED ARCHITECTURAL PLAN.

RO	12.04.2024	ORIGINAL DRAWING	GAJANAN ANIL
REV.NO.	DATE	DESCRIPTION FOR REVISION	DRAWN CHECKED

PURPOSE: SMA

DESIGN CONSULTANT & CONTRACTOR
ASSOCIATED ARCHIECTS, PUNE

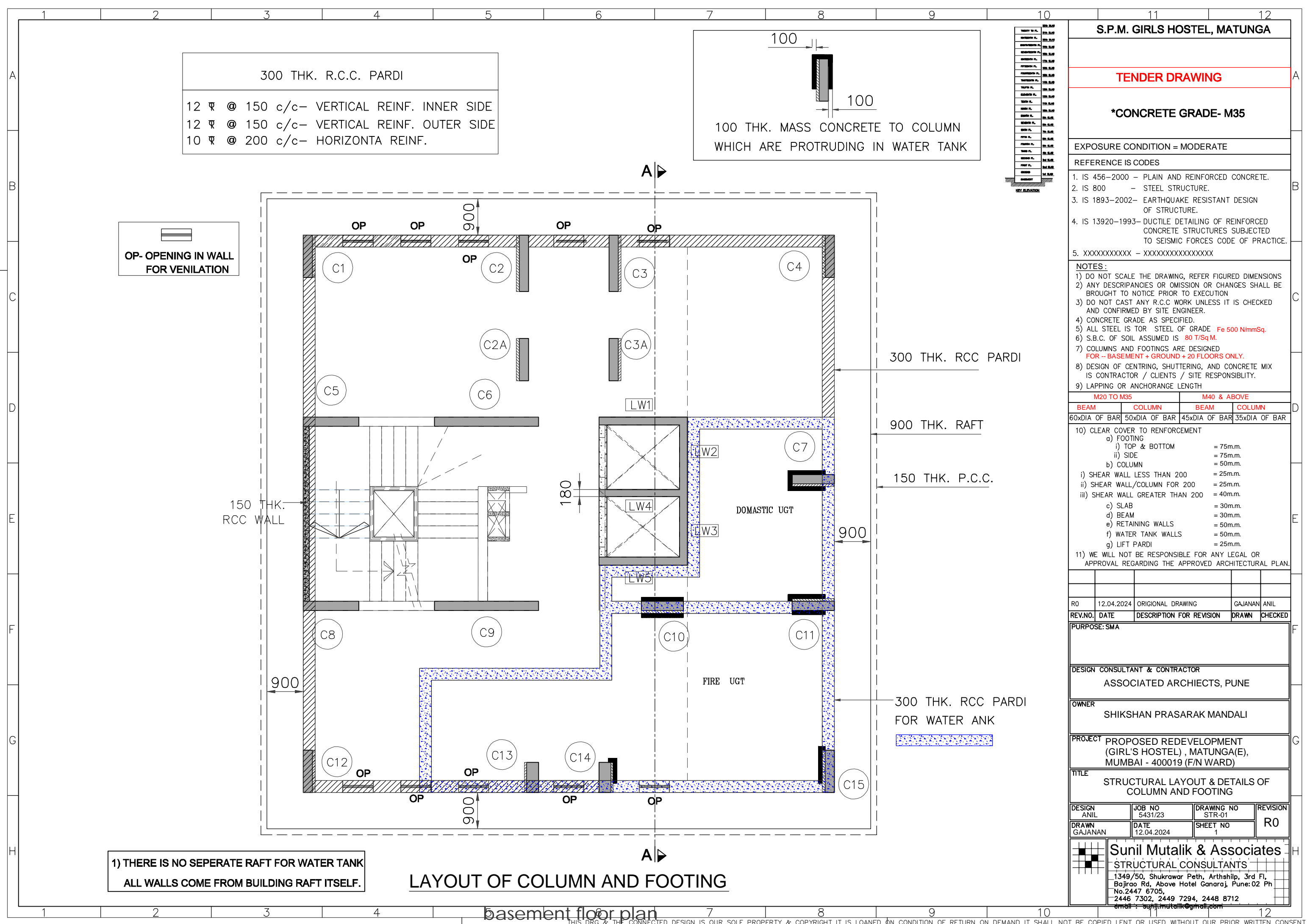
OWNER
SHIKSHAN PRASARAK MANDALI

PROJECT **PROPOSED REDEVELOPMENT (GIRL'S HOSTEL) , MATUNGA(E), MUMBAI - 400019 (F/N WARD)**

TITLE
STRUCTURAL LAYOUT & DETAILS OF SHOREPILE

DESIGN ANIL	JOB NO 5431/23	DRAWING NO STR-09	REVISION R0
DRAWN GAJANAN	DATE 13.04.2024	SHEET NO 1	

Sunil Mutalik & Associates
 STRUCTURAL CONSULTANTS
 1349/50, Shukrawar Peth, Arthshilp, 3rd Fl,
 Bajirao Rd, Above Hotel Ganaraj, Pune:02 Ph
 No.2447 6705,
 2446 7302, 2449 7294, 2448 8712
 email : sunil.mutalik@gmail.com



300 THK. R.C.C. PARDI

12 Φ @ 150 c/c- VERTICAL REINF. INNER SIDE
 12 Φ @ 150 c/c- VERTICAL REINF. OUTER SIDE
 10 Φ @ 200 c/c- HORIZONTAL REINF.

100

100

100 THK. MASS CONCRETE TO COLUMN WHICH ARE PROTRUDING IN WATER TANK

OP- OPENING IN WALL FOR VENILATION

150 THK. RCC WALL

300 THK. RCC PARDI

900 THK. RAFT

150 THK. P.C.C.

300 THK. RCC PARDI FOR WATER ANK

1) THERE IS NO SEPERATE RAFT FOR WATER TANK ALL WALLS COME FROM BUILDING RAFT ITSELF.

LAYOUT OF COLUMN AND FOOTING

basement floor plan

S.P.M. GIRLS HOSTEL, MATUNGA

TENDER DRAWING

*CONCRETE GRADE- M35

EXPOSURE CONDITION = MODERATE

REFERENCE IS CODES

- IS 456-2000 - PLAIN AND REINFORCED CONCRETE.
- IS 800 - STEEL STRUCTURE.
- IS 1893-2002- EARTHQUAKE RESISTANT DESIGN OF STRUCTURE.
- IS 13920-1993- DUCTILE DETAILING OF REINFORCED CONCRETE STRUCTURES SUBJECTED TO SEISMIC FORCES CODE OF PRACTICE.
- XXXXXXXXXX - XXXXXXXXXXXXXXXXX

NOTES:

- DO NOT SCALE THE DRAWING, REFER FIGURED DIMENSIONS
- ANY DESCRIPANCIES OR OMISSION OR CHANGES SHALL BE BROUGHT TO NOTICE PRIOR TO EXECUTION
- DO NOT CAST ANY R.C.C WORK UNLESS IT IS CHECKED AND CONFIRMED BY SITE ENGINEER.
- CONCRETE GRADE AS SPECIFIED.
- ALL STEEL IS TOR STEEL OF GRADE Fe 500 N/mmSq.
- S.B.C. OF SOIL ASSUMED IS 80 T/Sq.M.
- COLUMNS AND FOOTINGS ARE DESIGNED FOR - BASEMENT + GROUND + 20 FLOORS ONLY.
- DESIGN OF CENTRING, SHUTTERING, AND CONCRETE MIX IS CONTRACTOR / CLIENTS / SITE RESPONSIBILITY.
- LAPPING OR ANCHORAGE LENGTH

M20 TO M35		M40 & ABOVE	
BEAM	COLUMN	BEAM	COLUMN
60xDIA OF BAR	50xDIA OF BAR	45xDIA OF BAR	35xDIA OF BAR

- CLEAR COVER TO REINFORCEMENT
 - FOOTING
 - TOP & BOTTOM = 75m.m.
 - SIDE = 75m.m.
 - COLUMN = 50m.m.
 - SHEAR WALL LESS THAN 200 = 25m.m.
 - SHEAR WALL/COLUMN FOR 200 = 25m.m.
 - SHEAR WALL GREATER THAN 200 = 40m.m.
 - SLAB = 30m.m.
 - BEAM = 30m.m.
 - RETAINING WALLS = 50m.m.
 - WATER TANK WALLS = 50m.m.
 - LIFT PARDI = 25m.m.
- 11) WE WILL NOT BE RESPONSIBLE FOR ANY LEGAL OR APPROVAL REGARDING THE APPROVED ARCHITECTURAL PLAN.

RO	12.04.2024	ORIGINAL DRAWING	GAJANAN ANIL
REV.NO.	DATE	DESCRIPTION FOR REVISION	DRAWN CHECKED

PURPOSE: SMA

DESIGN CONSULTANT & CONTRACTOR
 ASSOCIATED ARCHIECTS, PUNE

OWNER
 SHIKSHAN PRASARAK MANDALI

PROJECT PROPOSED REDEVELOPMENT (GIRL'S HOSTEL), MATUNGA(E), MUMBAI - 400019 (F/N WARD)

TITLE
 STRUCTURAL LAYOUT & DETAILS OF COLUMN AND FOOTING

DESIGN ANIL	JOB NO 5431/23	DRAWING NO STR-01	REVISION R0
DRAWN GAJANAN	DATE 12.04.2024	SHEET NO 1	

Sunil Mutalik & Associates
 STRUCTURAL CONSULTANTS
 1349/50, Shukrawar Peth, Arthshilp, 3rd Fl, Bajirao Rd, Above Hotel Ganaraj, Pune:02 Ph No.2447 6705, 2446 7302, 2449 7294, 2448 8712
 email: sunil.mutalik@gmail.com

*CONCRETE GRADE- M35

EXPOSURE CONDITION = MODERATE

REFERENCE IS CODES

1. IS 456-2000 – PLAIN AND REINFORCED CONCRETE.
2. IS 800 – STEEL STRUCTURE.
3. IS 1893-2002– EARTHQUAKE RESISTANT DESIGN OF STRUCTURE.
4. IS 13920-1993– DUCTILE DETAILING OF REINFORCED CONCRETE STRUCTURES SUBJECTED TO SEISMIC FORCES CODE OF PRACTICE.
5. XXXXXXXXXXXX – XXXXXXXXXXXXXXXXX

NOTES:

- 1) DO NOT SCALE THE DRAWING, REFER FIGURED DIMENSIONS
- 2) ANY DISCREPANCIES OR OMISSION OR CHANGES SHALL BE BROUGHT TO NOTICE PRIOR TO EXECUTION
- 3) DO NOT CAST ANY R.C.C WORK UNLESS IT IS CHECKED AND CONFIRMED BY SITE ENGINEER.
- 4) CONCRETE GRADE AS SPECIFIED.
- 5) ALL STEEL IS TOR STEEL OF GRADE **Fe 500 N/mmSq.**
- 6) S.B.C. OF SOIL ASSUMED IS **80 T/Sq.M.**
- 7) COLUMNS AND FOOTINGS ARE DESIGNED FOR -- BASEMENT + GROUND + 20 FLOORS ONLY.
- 8) DESIGN OF CENTRING, SHUTTERING, AND CONCRETE MIX IS CONTRACTOR / CLIENTS / SITE RESPONSIBILITY.
- 9) LAPPING OR ANCHORAGE LENGTH

M20 TO M35		M40 & ABOVE	
BEAM	COLUMN	BEAM	COLUMN
60xDIA OF BAR	50xDIA OF BAR	45xDIA OF BAR	35xDIA OF BAR

- 10) CLEAR COVER TO REINFORCEMENT
 - a) FOOTING
 - i) TOP & BOTTOM = 75m.m.
 - ii) SIDE = 75m.m.
 - b) COLUMN = 50m.m.
- i) SHEAR WALL LESS THAN 200 = 25m.m.
- ii) SHEAR WALL/COLUMN FOR 200 = 25m.m.
- iii) SHEAR WALL GREATER THAN 200 = 40m.m.
- c) SLAB = 30m.m.
- d) BEAM = 30m.m.
- e) RETAINING WALLS = 50m.m.
- f) WATER TANK WALLS = 50m.m.
- g) LIFT PARDI = 25m.m.

11) WE WILL NOT BE RESPONSIBLE FOR ANY LEGAL OR APPROVAL REGARDING THE APPROVED ARCHITECTURAL PLAN.

RO	12.04.2024	ORIGINAL DRAWING	GAJANAN ANIL
REV.NO.	DATE	DESCRIPTION FOR REVISION	DRAWN CHECKED

PURPOSE: SMA

DESIGN CONSULTANT & CONTRACTOR
ASSOCIATED ARCHIECTS, PUNE

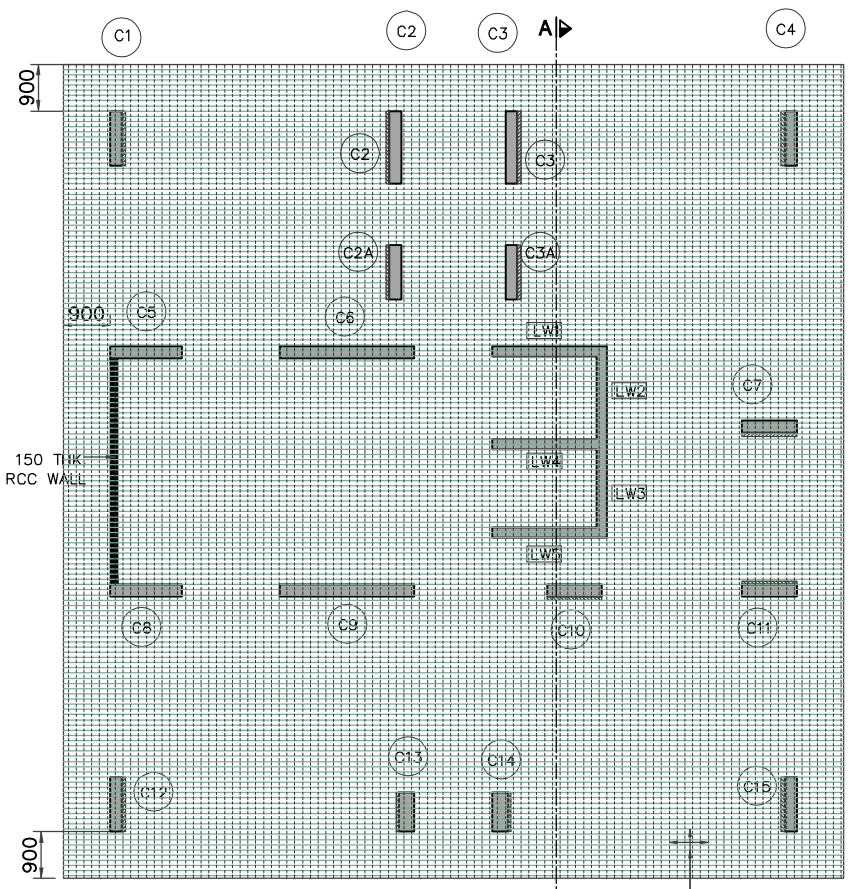
OWNER
SHIKSHAN PRASARAK MANDALI

PROJECT PROPOSED REDEVELOPMENT (GIRL'S HOSTEL) , MATUNGA(E), MUMBAI - 400019 (F/N WARD)

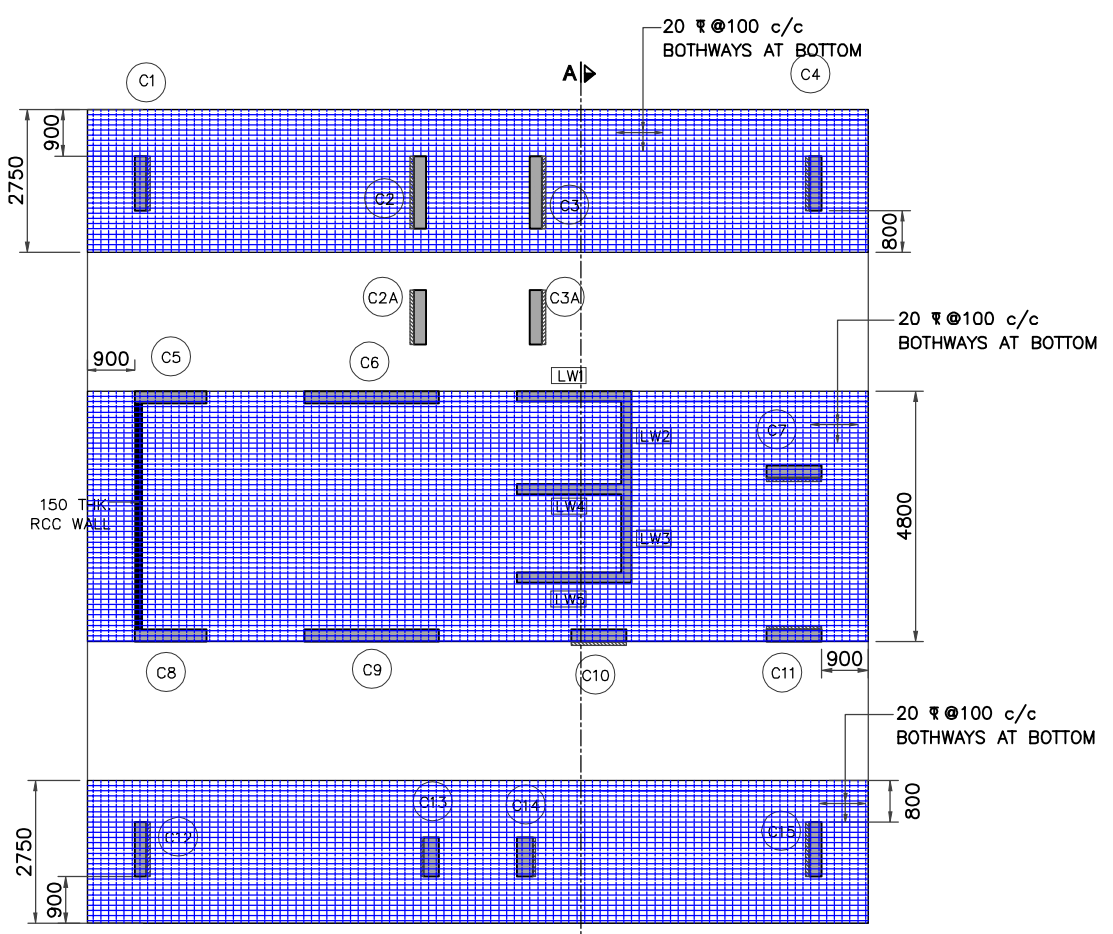
TITLE
STRUCTURAL LAYOUT & DETAILS OF COLUMN AND FOOTING

DESIGN ANIL	JOB NO 5431/23	DRAWING NO STR-01	REVISION R0
DRAWN GAJANAN	DATE 12.04.2024	SHEET NO 3	

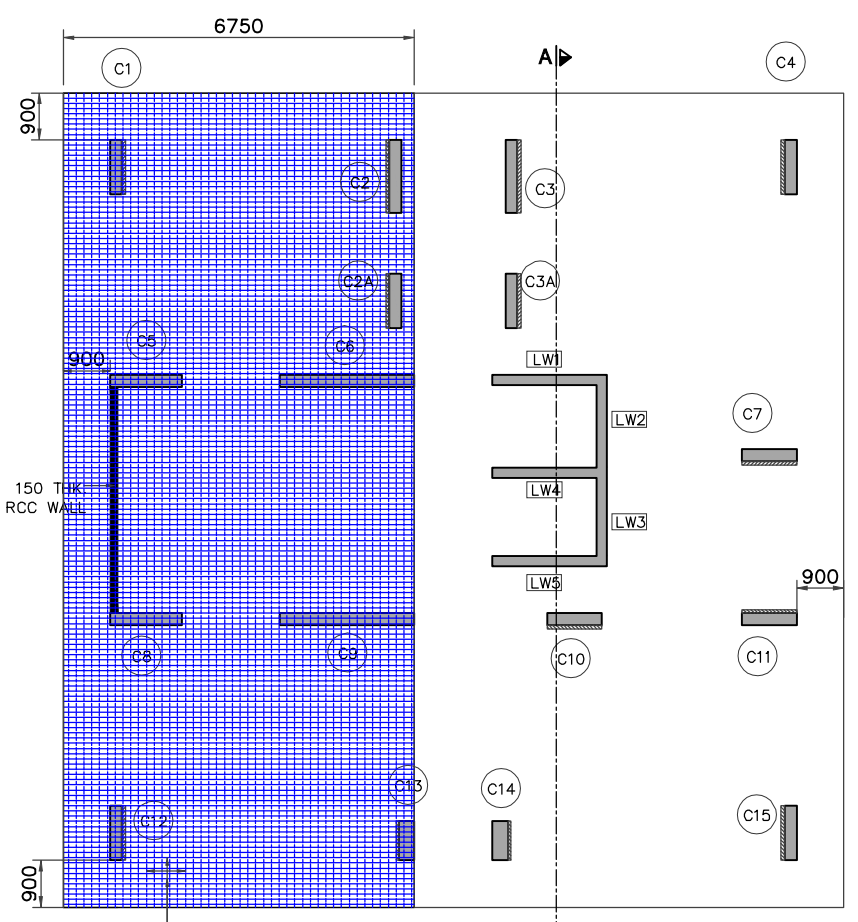
Sunil Mutalik & Associates
STRUCTURAL CONSULTANTS
1349/50, Shukrawar Peth, Arthship, 3rd Fl, Bajirao Rd, Above Hotel Ganaraj, Pune:02 Ph No.2447 6705, 2446 7302, 2449 7294, 2448 8712
Email: sunil.mutalik@gmail.com



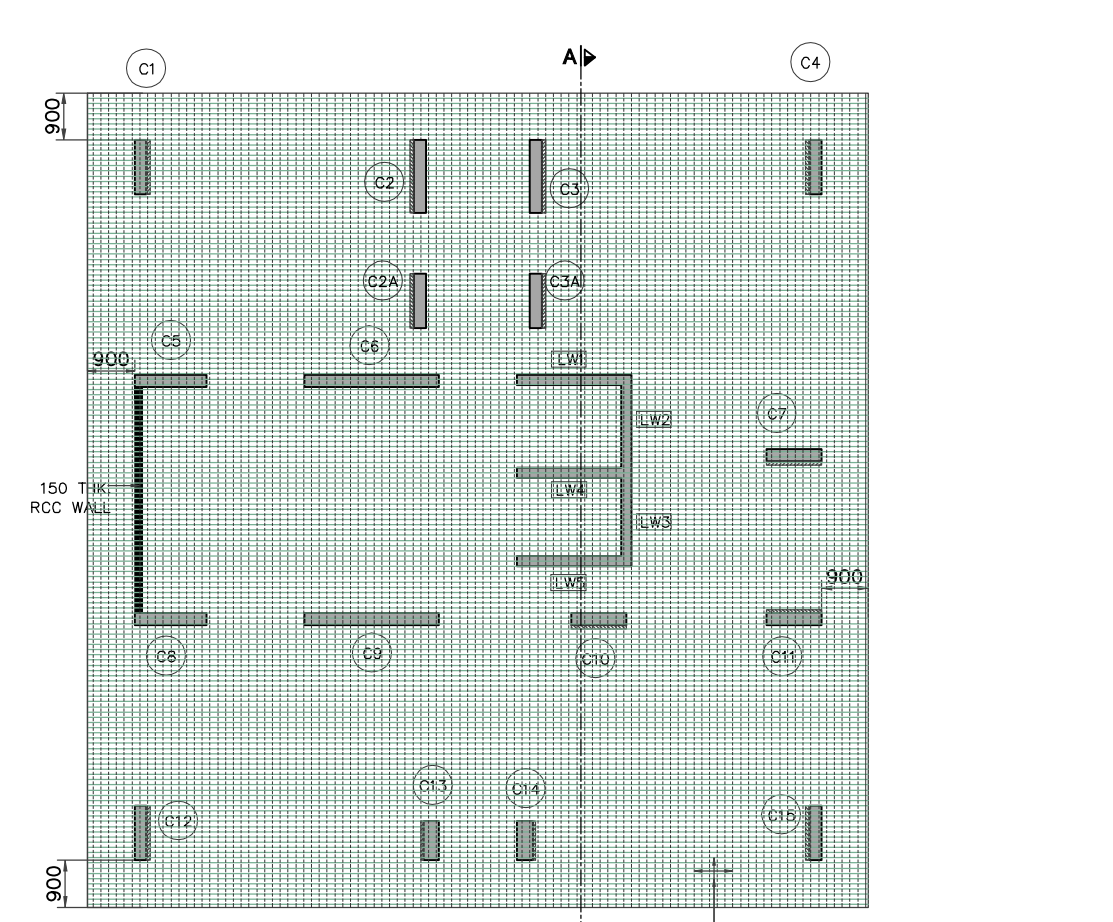
BOTTOM REINFORCEMENT PLAN (LAYER -1)
20 ∇ @100 c/c BOTHWAYS AT BOTTOM



BOTTOM REINFORCEMENT PLAN (LAYER -2)
20 ∇ @100 c/c BOTHWAYS AT BOTTOM



TOP REINFORCEMENT PLAN (LAYER -3)
20 ∇ @100 c/c BOTHWAYS AT TOP



TOP REINFORCEMENT PLAN (LAYER -4)
20 ∇ @100 c/c BOTHWAYS AT TOP

*CONCRETE GRADE- M35

EXPOSURE CONDITION = MODERATE

REFERENCE IS CODES

- IS 456-2000 - PLAIN AND REINFORCED CONCRETE.
- IS 800 - STEEL STRUCTURE.
- IS 1893-2002- EARTHQUAKE RESISTANT DESIGN OF STRUCTURE.
- IS 13920-1993- DUCTILE DETAILING OF REINFORCED CONCRETE STRUCTURES SUBJECTED TO SEISMIC FORCES CODE OF PRACTICE.
- XXXXXXXXXX - XXXXXXXXXXXXXXXXX

NOTES:

- DO NOT SCALE THE DRAWING, REFER FIGURED DIMENSIONS
- ANY DESCRIPTANCIES OR OMISSION OR CHANGES SHALL BE BROUGHT TO NOTICE PRIOR TO EXECUTION
- DO NOT CAST ANY R.C.C WORK UNLESS IT IS CHECKED AND CONFIRMED BY SITE ENGINEER.
- CONCRETE GRADE AS SPECIFIED.
- ALL STEEL IS TOR STEEL OF GRADE Fe 500 N/mmSq.
- S.B.C. OF SOIL ASSUMED IS 80 T/Sq.M.
- COLUMNS AND FOOTINGS ARE DESIGNED FOR - BASEMENT + GROUND + 20 FLOORS ONLY.
- DESIGN OF CENTRING, SHUTTERING, AND CONCRETE MIX IS CONTRACTOR / CLIENTS / SITE RESPONSIBILITY.
- LAPPING OR ANCHORAGE LENGTH

M20 TO M35		M40 & ABOVE	
BEAM	COLUMN	BEAM	COLUMN
60xDIA OF BAR	50xDIA OF BAR	45xDIA OF BAR	35xDIA OF BAR

- CLEAR COVER TO REINFORCEMENT
 - FOOTING
 - TOP & BOTTOM = 75m.m.
 - SIDE = 75m.m.
 - COLUMN = 50m.m.
 - SHEAR WALL LESS THAN 200 = 25m.m.
 - SHEAR WALL/COLUMN FOR 200 = 25m.m.
 - SHEAR WALL GREATER THAN 200 = 40m.m.
 - SLAB = 30m.m.
 - BEAM = 30m.m.
 - RETAINING WALLS = 50m.m.
 - WATER TANK WALLS = 50m.m.
 - LIFT PARDI = 25m.m.
- WE WILL NOT BE RESPONSIBLE FOR ANY LEGAL OR APPROVAL REGARDING THE APPROVED ARCHITECTURAL PLAN.

RO	12.04.2024	ORIGINAL DRAWING	GAJANAN ANIL
----	------------	------------------	--------------

REV.NO.	DATE	DESCRIPTION FOR REVISION	DRAWN	CHECKED

PURPOSE: SMA

DESIGN CONSULTANT & CONTRACTOR
ASSOCIATED ARCHIECTS, PUNE

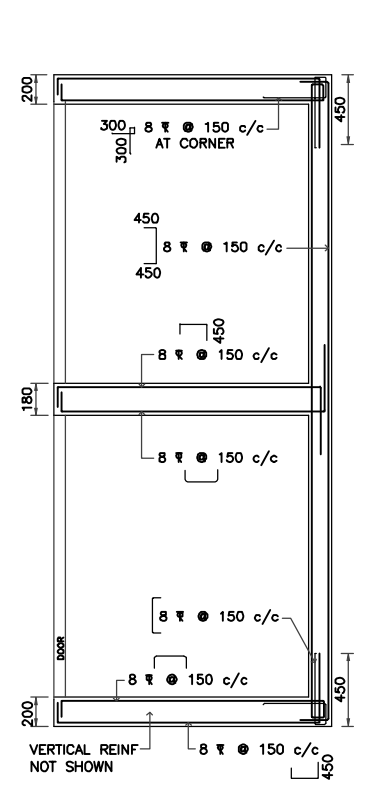
OWNER
SHIKSHAN PRASARAK MANDALI

PROJECT PROPOSED REDEVELOPMENT (GIRL'S HOSTEL) , MATUNGA(E), MUMBAI - 400019 (F/N WARD)

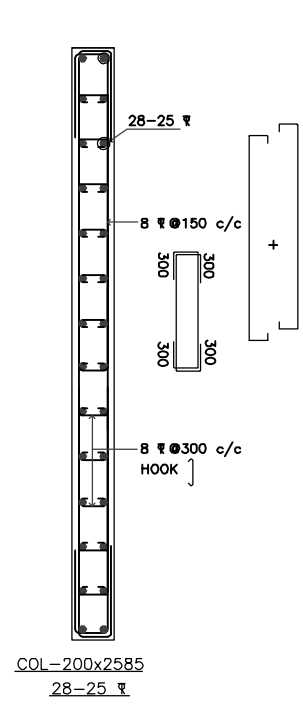
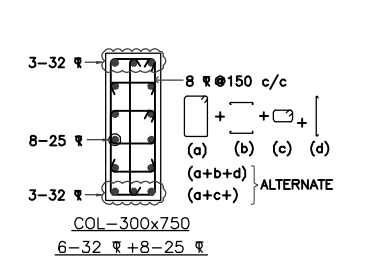
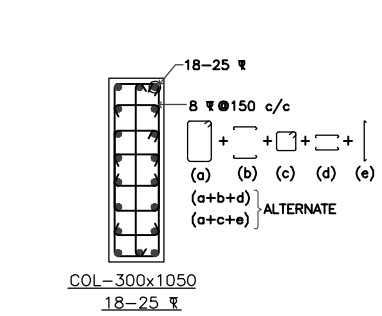
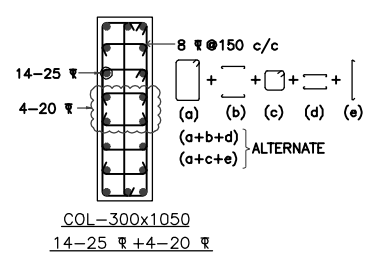
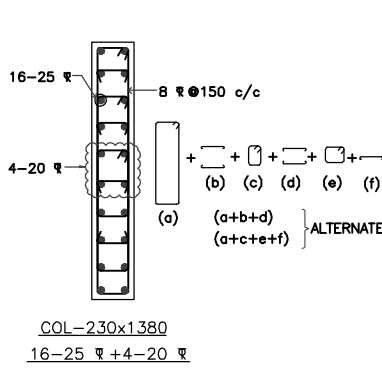
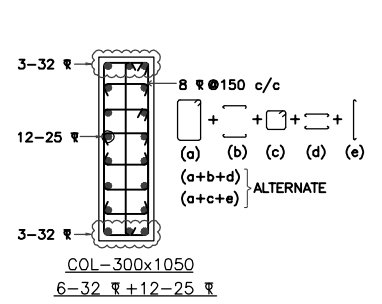
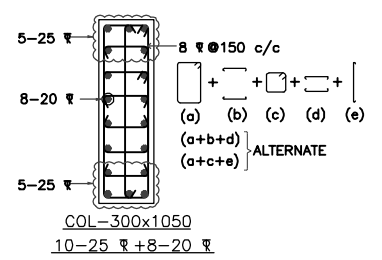
TITLE
STRUCTURAL LAYOUT & DETAILS OF COLUMN AND FOOTING

DESIGN ANIL	JOB NO 5431/23	DRAWING NO STR-01	REVISION R0
DRAWN GAJANAN	DATE 12.04.2024	SHEET NO 4	

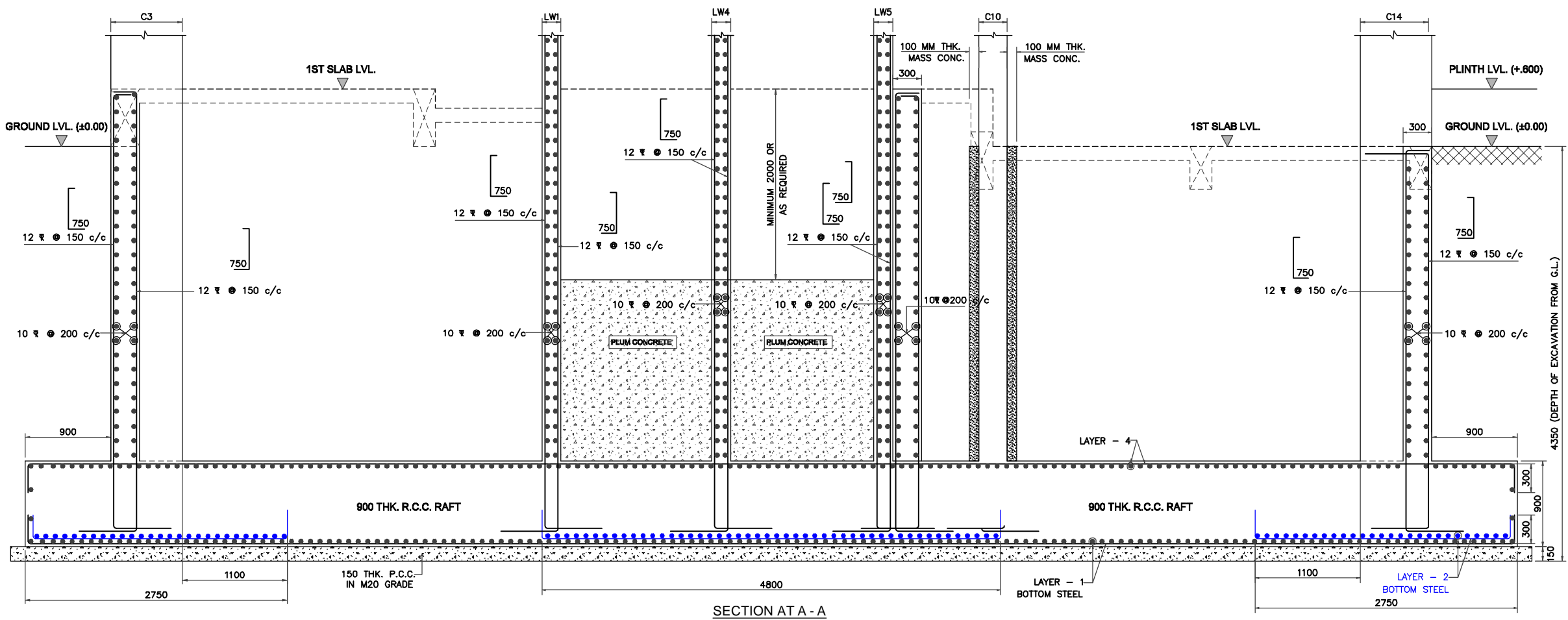
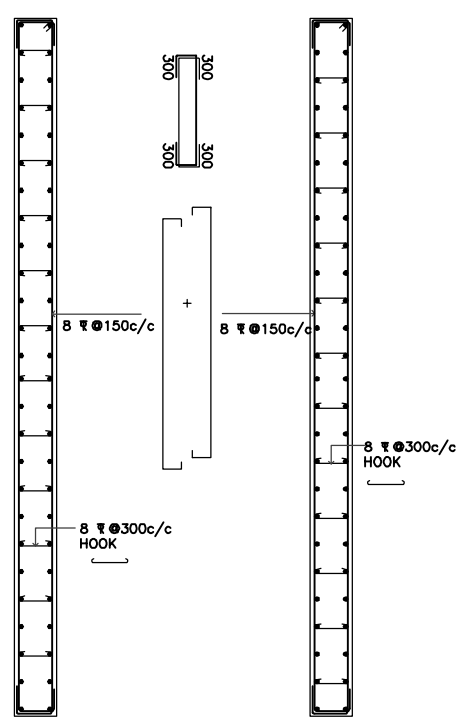
Sunil Mutalik & Associates
STRUCTURAL CONSULTANTS
1349/50, Shukrawar Peth, Arthshilp, 3rd Fl, Bajirao Rd, Above Hotel Ganaraj, Pune:02 Ph No.2447 6705, 2446 7302, 2449 7294, 2448 8712
email: sunil.mutalik@gmail.com



DETAILS OF HORIZONTAL REINF IN PLAN FOR LIFT WALL



TYPICAL HOOK DETAIL



SECTION AT A - A

TENDER DRAWING

*CONCRETE GRADE- M35

EXPOSURE CONDITION = MODERATE

REFERENCE IS CODES

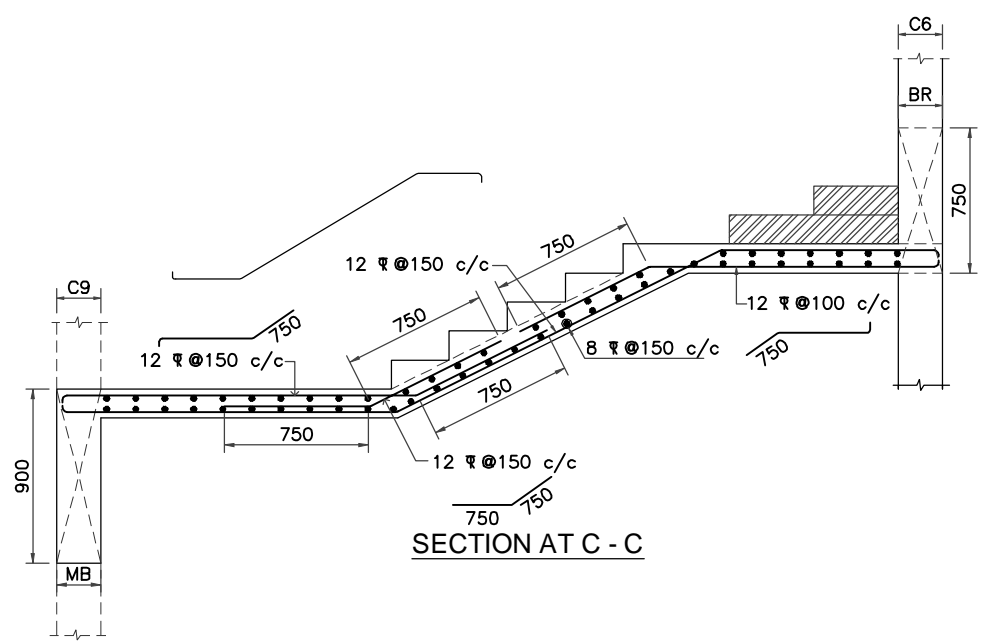
- IS 456-2000 - PLAIN AND REINFORCED CONCRETE.
- IS 800 - STEEL STRUCTURE.
- IS 1893-2002- EARTHQUAKE RESISTANT DESIGN OF STRUCTURE.
- IS 13920-1993- DUCTILE DETAILING OF REINFORCED CONCRETE STRUCTURES SUBJECTED TO SEISMIC FORCES CODE OF PRACTICE.
- XXXXXXXXXX - XXXXXXXXXXXXXXXXX

NOTES:

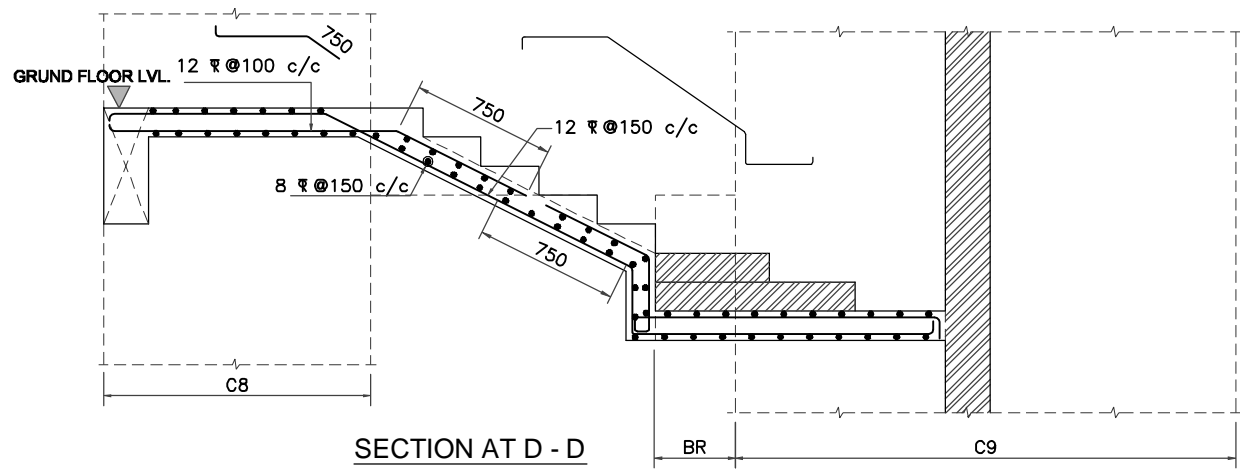
- DO NOT SCALE THE DRAWING, REFER FIGURED DIMENSIONS
- ANY DISCREPANCIES OR OMISSION OR CHANGES SHALL BE BROUGHT TO NOTICE PRIOR TO EXECUTION
- DO NOT CAST ANY R.C.C WORK UNLESS IT IS CHECKED AND CONFIRMED BY SITE ENGINEER.
- CONCRETE GRADE AS SPECIFIED.
- ALL STEEL IS TOR STEEL OF GRADE Fe 500 N/mm².
- S.B.C. OF SOIL ASSUMED IS 80 T/Sq.M.
- COLUMNS AND FOOTINGS ARE DESIGNED FOR - BASEMENT + GROUND + 20 FLOORS ONLY.
- DESIGN OF CENTRING, SHUTTERING, AND CONCRETE MIX IS CONTRACTOR / CLIENTS / SITE RESPONSIBILITY.
- LAPPING OR ANCHORAGE LENGTH

M20 TO M35		M40 & ABOVE	
BEAM	COLUMN	BEAM	COLUMN
60xDIA OF BAR	50xDIA OF BAR	45xDIA OF BAR	35xDIA OF BAR

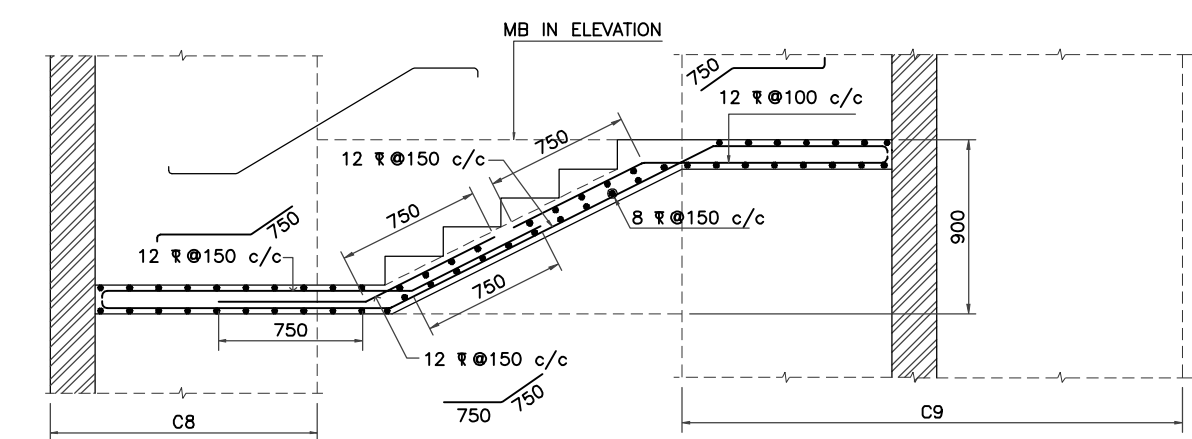
- CLEAR COVER TO REINFORCEMENT
 - FOOTING
 - TOP & BOTTOM = 75m.m.
 - SIDE = 75m.m.
 - COLUMN = 50m.m.
 - SHEAR WALL LESS THAN 200 = 25m.m.
 - SHEAR WALL/COLUMN FOR 200 = 25m.m.
 - SHEAR WALL GREATER THAN 200 = 40m.m.
 - SLAB = 30m.m.
 - BEAM = 30m.m.
 - RETAINING WALLS = 50m.m.
 - WATER TANK WALLS = 50m.m.
 - LIFT PARDI = 25m.m.
- 11) WE WILL NOT BE RESPONSIBLE FOR ANY LEGAL OR APPROVAL REGARDING THE APPROVED ARCHITECTURAL PLAN.



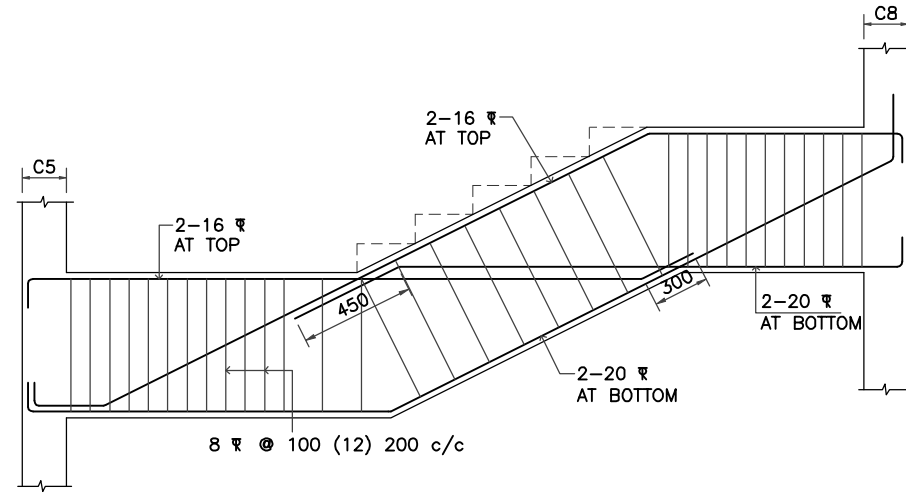
SECTION AT C - C



SECTION AT D - D



SECTION AT B - B



ELEVATION OF CRANKED BEAM CB (150 x 750)

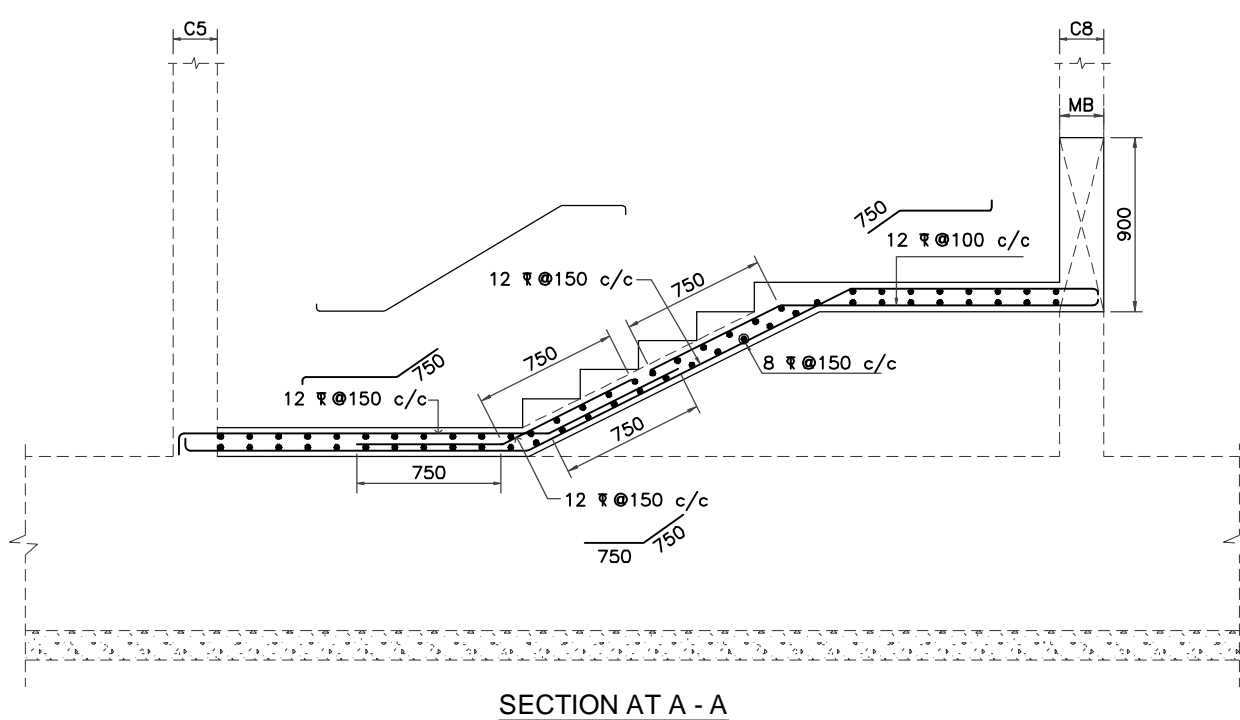
SCHEDULE OF SLABS

SLAB NOS.	THICKNESS	SHORT BARS	LONG BARS	REMARKS
ST	150	8 Φ 150 c/c	12 Φ 150 c/c	STAIRCASE SLAB

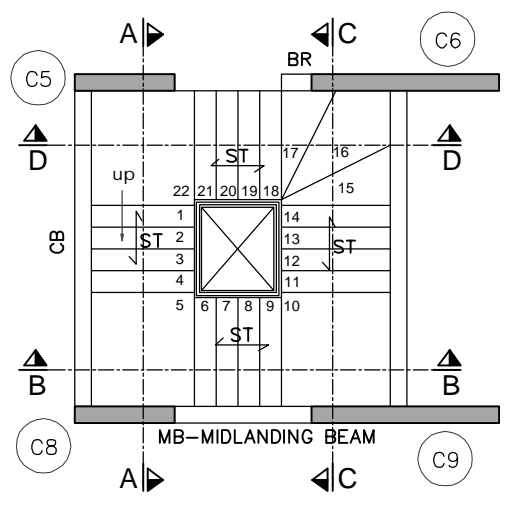
SCHEDULE OF BEAMS

FOR ALL BEAM DEPTH GRATER THAN 700MM, PROVIDE 2-10 Φ FACEBARS ON EACH FACE OF BEAM

BEAM NOS	BEAM SIZE	BOTTOM BARS		TOP BARS	STIRRUPS	REMARKS
		Straight	Curtailed (0.7L span)			
MB	230 x 900	2-16 Φ	----	2-16 Φ	8 Φ Φ 100 c/c	INVERTED Φ MIDLANDING



SECTION AT A - A



PART PLAN OF STAIRCASE FROM BASEMENT TO GROUND FLOOR

R0	12.04.2024	ORIGINAL DRAWING	GAJANAN ANIL
REV.NO.	DATE	DESCRIPTION FOR REVISION	DRAWN CHECKED

PURPOSE: SMA

DESIGN CONSULTANT & CONTRACTOR
ASSOCIATED ARCHIECTS, PUNE

OWNER
SHIKSHAN PRASARAK MANDALI

PROJECT PROPOSED REDEVELOPMENT (GIRL'S HOSTEL) , MATUNGA(E), MUMBAI - 400019 (F/N WARD)

TITLE
STRUCTURAL LAYOUT & DETAILS OF STAIRCASE FROM BASEMENT TO GROUND

DESIGN ANIL	JOB NO 5431/23	DRAWING NO STR-01	REVISION R0
DRAWN GAJANAN	DATE 12.04.2024	SHEET NO 5	

Sunil Mutalik & Associates
STRUCTURAL CONSULTANTS
1349/50, Shukrawar Peth, Arthshilp, 3rd Fl,
Bajirao Rd, Above Hotel Ganaraj, Pune:02 Ph
No.2447 6705,
2446 7302, 2449 7294, 2448 8712
email : sunil.mutalik@gmail.com

*CONCRETE GRADE- M35

EXPOSURE CONDITION = MODERATE

REFERENCE IS CODES

- IS 456-2000 - PLAIN AND REINFORCED CONCRETE.
- IS 800 - STEEL STRUCTURE.
- IS 1893-2002- EARTHQUAKE RESISTANT DESIGN OF STRUCTURE.
- IS 13920-1993- DUCTILE DETAILING OF REINFORCED CONCRETE STRUCTURES SUBJECTED TO SEISMIC FORCES CODE OF PRACTICE.
- XXXXXXXXXX - XXXXXXXXXXXXXXXXX

NOTES:

- DO NOT SCALE THE DRAWING, REFER FIGURED DIMENSIONS
- ANY DESCRIPANCIES OR OMISSION OR CHANGES SHALL BE BROUGHT TO NOTICE PRIOR TO EXECUTION
- DO NOT CAST ANY R.C.C WORK UNLESS IT IS CHECKED AND CONFIRMED BY SITE ENGINEER.
- CONCRETE GRADE AS SPECIFIED.
- ALL STEEL IS TOR STEEL OF GRADE Fe 500 N/mmSq.
- S.B.C. OF SOIL ASSUMED IS 80 T/Sq.M.
- COLUMNS AND FOOTINGS ARE DESIGNED FOR -- BASEMENT + GROUND + 20 FLOORS ONLY.
- DESIGN OF CENTRING, SHUTTERING, AND CONCRETE MIX IS CONTRACTOR / CLIENTS / SITE RESPONSIBILITY.
- LAPPING OR ANCHORAGE LENGTH

M20 TO M35		M40 & ABOVE	
BEAM	COLUMN	BEAM	COLUMN
60xDIA OF BAR	50xDIA OF BAR	45xDIA OF BAR	35xDIA OF BAR

- CLEAR COVER TO REINFORCEMENT
 - FOOTING
 - TOP & BOTTOM = 75m.m.
 - SIDE = 75m.m.
 - COLUMN = 50m.m.
 - SHEAR WALL LESS THAN 200 = 25m.m.
 - SHEAR WALL/COLUMN FOR 200 = 25m.m.
 - SHEAR WALL GREATER THAN 200 = 40m.m.
 - SLAB = 30m.m.
 - BEAM = 30m.m.
 - RETAINING WALLS = 50m.m.
 - WATER TANK WALLS = 50m.m.
 - LIFT PARDI = 25m.m.
- 11) WE WILL NOT BE RESPONSIBLE FOR ANY LEGAL OR APPROVAL REGARDING THE APPROVED ARCHITECTURAL PLAN.

RO	12.04.2024	ORIGINAL DRAWING	GAJANAN ANIL
----	------------	------------------	--------------

REV.NO.	DATE	DESCRIPTION FOR REVISION	DRAWN	CHECKED

PURPOSE: SMA

DESIGN CONSULTANT & CONTRACTOR
ASSOCIATED ARCHIECTS, PUNE

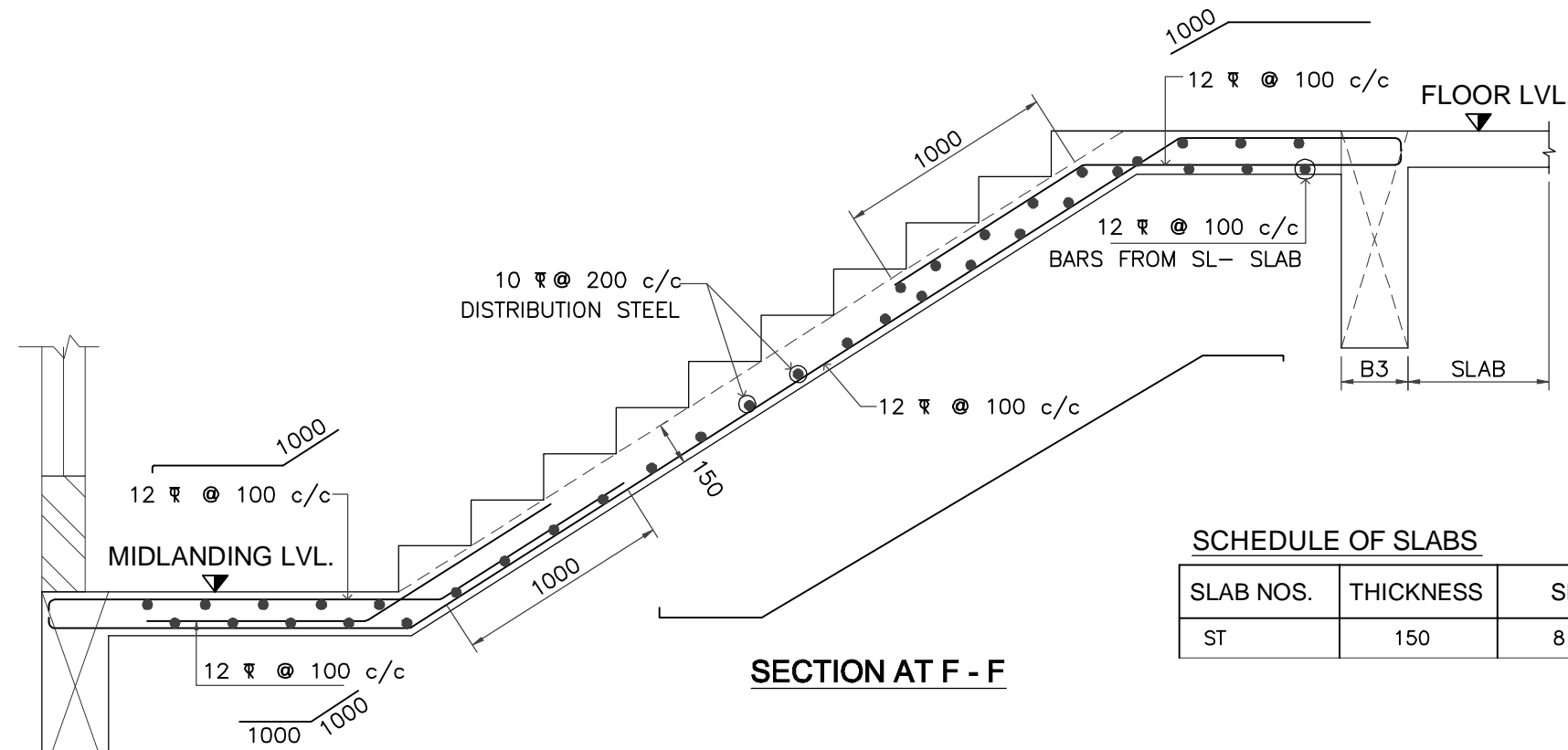
OWNER
SHIKSHAN PRASARAK MANDALI

PROJECT PROPOSED REDEVELOPMENT (GIRL'S HOSTEL) , MATUNGA(E), MUMBAI - 400019 (F/N WARD)

TITLE
STRUCTURAL LAYOUT & DETAILS OF STAIRCASE FROM 1ST T 2ND SLAB

DESIGN ANIL	JOB NO 5431/23	DRAWING NO STR-01	REVISION R0
DRAWN GAJANAN	DATE 12.04.2024	SHEET NO 6	

Sunil Mutalik & Associates
STRUCTURAL CONSULTANTS
1349/50, Shukrawar Peth, Arthshilp, 3rd Fl,
Bajirao Rd, Above Hotel Ganaraj, Pune:02 Ph
No.2447 6705,
2446 7302, 2449 7294, 2448 8712
email: sunil.mutalik@gmail.com



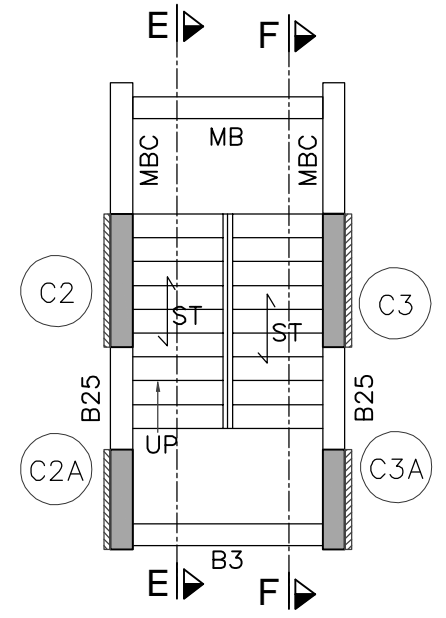
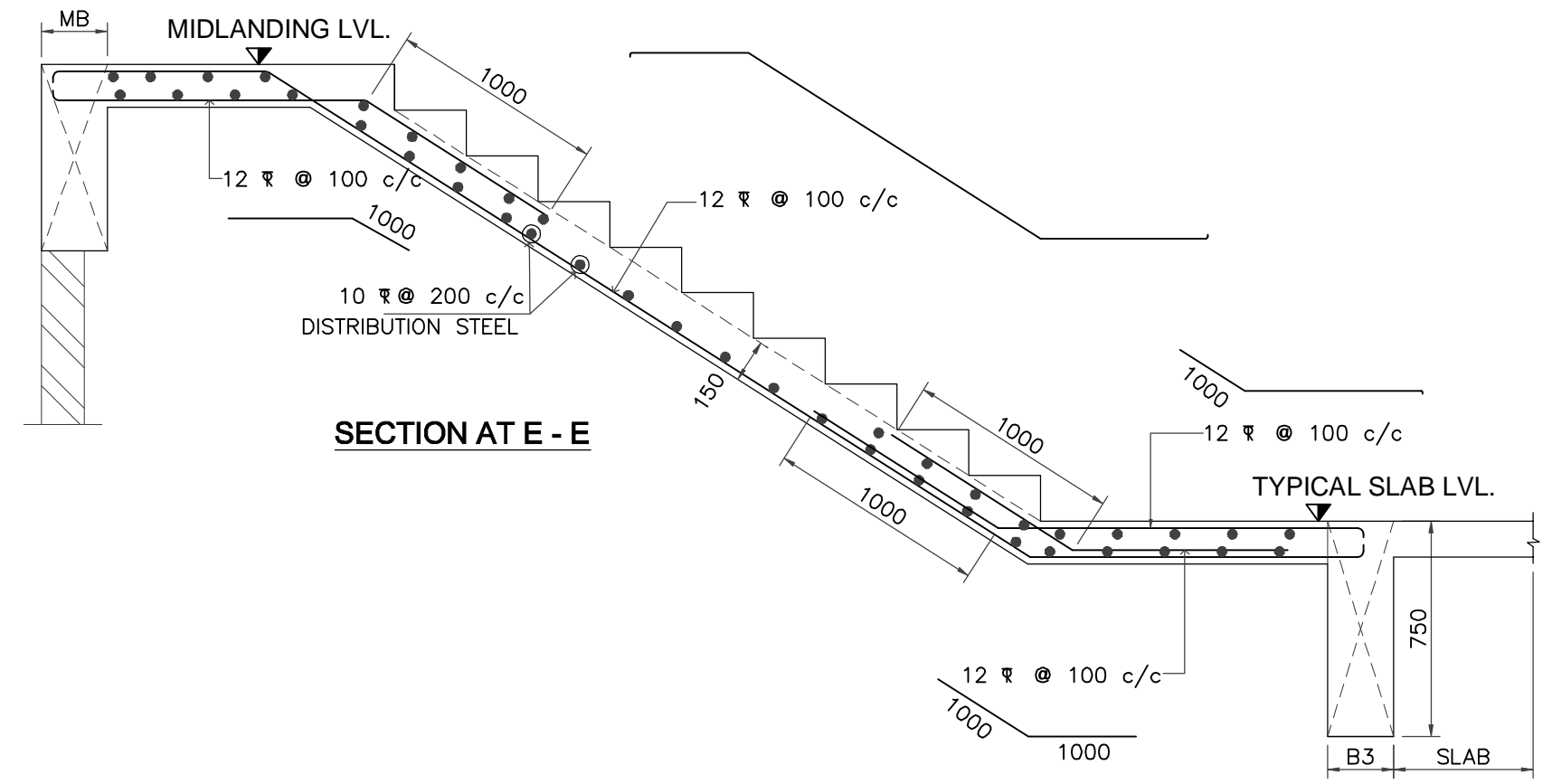
SCHEDULE OF SLABS

SLAB NOS.	THICKNESS	SHORT BARS	LONG BARS	REMARKS
ST	150	8 # @ 150 c/c	12 # @ 150 c/c	STAIRCASE SLAB

SCHEDULE OF BEAMS

FOR ALL BEAM DEPTH GRATER THAN 700MM, PROVIDE 2-10 # FACEBARS ON EACH FACE OF BEAM

BEAM NOS	BEAM SIZE	BOTTOM BARS		TOP BARS	STIRRUPS	REMARKS
		Straight	Curtailed (0.7L span)			
MB	230 x 750	2-16 #	----	2-16 #	8 # @ 100 c/c	
MBC	230 x 750	2-20 #	----	2-16 # + 2-16 #	8 # @ 100 c/c	CANTILEVER @ MIDLANDING



PART PLAN OF STAIRCASE
1ST O TO 2ND SLAB

*CONCRETE GRADE- M35

- EXPOSURE CONDITION = MODERATE
- REFERENCE IS CODES
- IS 456-2000 - PLAIN AND REINFORCED CONCRETE.
 - IS 800 - STEEL STRUCTURE.
 - IS 1893-2002- EARTHQUAKE RESISTANT DESIGN OF STRUCTURE.
 - IS 13920-1993- DUCTILE DETAILING OF REINFORCED CONCRETE STRUCTURES SUBJECTED TO SEISMIC FORCES CODE OF PRACTICE.
 - XXXXXXXXXX - XXXXXXXXXXXXXXXXX

- NOTES:
- DO NOT SCALE THE DRAWING, REFER FIGURED DIMENSIONS
 - ANY DISCREPANCIES OR OMISSION OR CHANGES SHALL BE BROUGHT TO NOTICE PRIOR TO EXECUTION
 - DO NOT CAST ANY R.C.C WORK UNLESS IT IS CHECKED AND CONFIRMED BY SITE ENGINEER.
 - CONCRETE GRADE AS SPECIFIED.
 - ALL STEEL IS TOR STEEL OF GRADE Fe 500 N/mmSq.
 - S.B.C. OF SOIL ASSUMED IS 80 T/Sq.M.
 - COLUMNS AND FOOTINGS ARE DESIGNED FOR - BASEMENT + GROUND + 20 FLOORS ONLY.
 - DESIGN OF CENTRING, SHUTTERING, AND CONCRETE MIX IS CONTRACTOR / CLIENTS / SITE RESPONSIBILITY.
 - LAPPING OR ANCHORAGE LENGTH

M20 TO M35		M40 & ABOVE	
BEAM	COLUMN	BEAM	COLUMN
60xDIA OF BAR	50xDIA OF BAR	45xDIA OF BAR	35xDIA OF BAR

- 10) CLEAR COVER TO REINFORCEMENT
- FOOTING
 - TOP & BOTTOM = 75m.m.
 - SIDE = 75m.m.
 - COLUMN = 50m.m.
 - SHEAR WALL LESS THAN 200 = 25m.m.
 - SHEAR WALL/COLUMN FOR 200 = 25m.m.
 - SHEAR WALL GREATER THAN 200 = 40m.m.
 - SLAB = 30m.m.
 - BEAM = 30m.m.
 - RETAINING WALLS = 50m.m.
 - WATER TANK WALLS = 50m.m.
 - LIFT PARDI = 25m.m.
- 11) WE WILL NOT BE RESPONSIBLE FOR ANY LEGAL OR APPROVAL REGARDING THE APPROVED ARCHITECTURAL PLAN.

RO	12.04.2024	ORIGINAL DRAWING	GAJANAN ANIL
----	------------	------------------	--------------

REV.NO.	DATE	DESCRIPTION FOR REVISION	DRAWN	CHECKED

PURPOSE: SMA

DESIGN CONSULTANT & CONTRACTOR
ASSOCIATED ARCHIECTS, PUNE

OWNER
SHIKSHAN PRASARAK MANDALI

PROJECT PROPOSED REDEVELOPMENT (GIRL'S HOSTEL), MATUNGA(E), MUMBAI - 400019 (F/N WARD)

TITLE
STRUCTURAL LAYOUT & DETAILS OF 1ST SLAB AND BEAM

DESIGN ANIL	JOB NO 5431/23	DRAWING NO STR-02	REVISION R0
DRAWN GAJANAN	DATE 12.04.2024	SHEET NO 1	

Sunil Mutalik & Associates
STRUCTURAL CONSULTANTS

1349/50, Shukrawar Peth, Arthship, 3rd Fl, Bajirao Rd, Above Hotel Ganaraj, Pune:02 Ph No.2447 6705, 2446 7302, 2449 7294, 2448 8712

email : sunil.mutalik@gmail.com

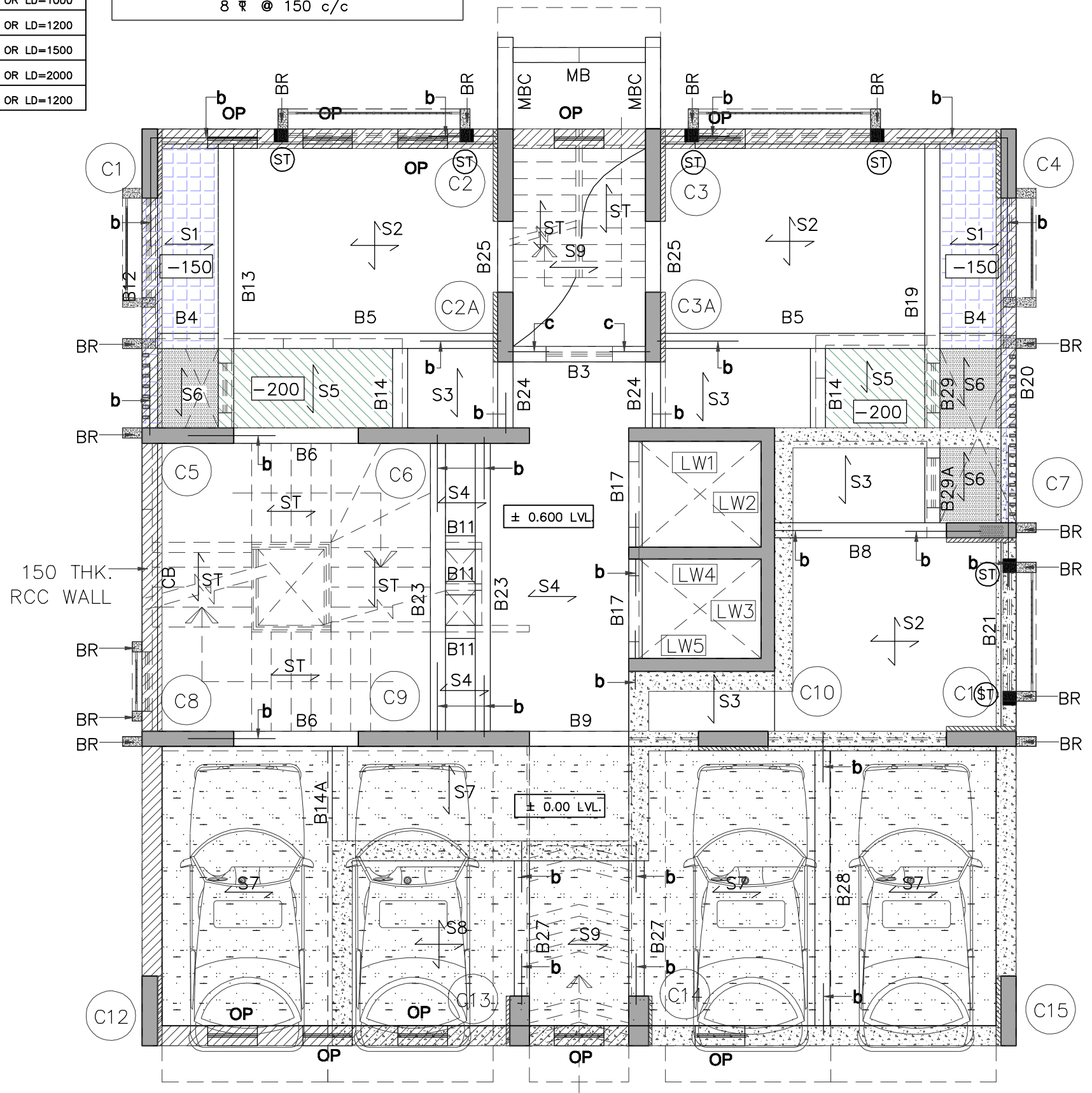
EXTRA TOP BAR

BAR DIA	L/4 OR LD WHICHEVER IS GREATER AT BOTHSIDE FROM CENTRE OF SUPPORT		
a = 2-12	f = 3-12	n = 4-12	L/4 OR LD=750
b = 2-16	g = 3-16	o = 4-16	L/4 OR LD=1000
c = 2-20	h = 3-20	p = 4-20	L/4 OR LD=1200
d = 2-25	k = 3-25	q = 4-25	L/4 OR LD=1500
e = 2-32	m = 3-32	s = 4-32	L/4 OR LD=2000
	v = 5-20		L/4 OR LD=1200

STUB COLUMN FROM SLAB LVL. TO SILL LVL.

ST - 200 x 200
4-12
8 @ 150 c/c

ROOF FL.	10.500
1ST FL.	10.500
2ND FL.	10.500
3RD FL.	10.500
4TH FL.	10.500
5TH FL.	10.500
6TH FL.	10.500
7TH FL.	10.500
8TH FL.	10.500
9TH FL.	10.500
10TH FL.	10.500
11TH FL.	10.500
12TH FL.	10.500
13TH FL.	10.500
14TH FL.	10.500
15TH FL.	10.500
16TH FL.	10.500
17TH FL.	10.500
18TH FL.	10.500
19TH FL.	10.500
20TH FL.	10.500
21TH FL.	10.500
22TH FL.	10.500
23TH FL.	10.500
24TH FL.	10.500
25TH FL.	10.500
26TH FL.	10.500
27TH FL.	10.500
28TH FL.	10.500
29TH FL.	10.500
30TH FL.	10.500
31TH FL.	10.500
32TH FL.	10.500
33TH FL.	10.500
34TH FL.	10.500
35TH FL.	10.500
36TH FL.	10.500
37TH FL.	10.500
38TH FL.	10.500
39TH FL.	10.500
40TH FL.	10.500
41TH FL.	10.500
42TH FL.	10.500
43TH FL.	10.500
44TH FL.	10.500
45TH FL.	10.500
46TH FL.	10.500
47TH FL.	10.500
48TH FL.	10.500
49TH FL.	10.500
50TH FL.	10.500
51TH FL.	10.500
52TH FL.	10.500
53TH FL.	10.500
54TH FL.	10.500
55TH FL.	10.500
56TH FL.	10.500
57TH FL.	10.500
58TH FL.	10.500
59TH FL.	10.500
60TH FL.	10.500
61TH FL.	10.500
62TH FL.	10.500
63TH FL.	10.500
64TH FL.	10.500
65TH FL.	10.500
66TH FL.	10.500
67TH FL.	10.500
68TH FL.	10.500
69TH FL.	10.500
70TH FL.	10.500
71TH FL.	10.500
72TH FL.	10.500
73TH FL.	10.500
74TH FL.	10.500
75TH FL.	10.500
76TH FL.	10.500
77TH FL.	10.500
78TH FL.	10.500
79TH FL.	10.500
80TH FL.	10.500
81TH FL.	10.500
82TH FL.	10.500
83TH FL.	10.500
84TH FL.	10.500
85TH FL.	10.500
86TH FL.	10.500
87TH FL.	10.500
88TH FL.	10.500
89TH FL.	10.500
90TH FL.	10.500
91TH FL.	10.500
92TH FL.	10.500
93TH FL.	10.500
94TH FL.	10.500
95TH FL.	10.500
96TH FL.	10.500
97TH FL.	10.500
98TH FL.	10.500
99TH FL.	10.500
100TH FL.	10.500



LEGENDS

- ± 0.00 LVL.
- 200 LVL.
- 150 LVL.
- + 600 LVL.

LAYOUT OF 1ST SLAB AND BEAM (GROUND FLOOR BOTTOM)

SCHEDULE OF BEAMS

FOR ALL BEAM DEPTH GRATER THAN 700MM, PROVIDE 2-10 ∇ FACEBARS ON EACH FACE OF BEAM

BEAM NOS	BEAM SIZE	BOTTOM BARS		TOP BARS	STIRRUPS	REMARKS
		Straight	Curtailed (0.7L span)			
B1	----	----	----	----	----	DELETED
B2	----	----	----	----	----	DELETED
B3	230 x 750	2-20 ∇	----	2-16 ∇	8 ∇ @ 100 c/c	
B4	230 x 600	2-16 ∇	----	2-12 ∇	8 ∇ @ 100 c/c	TOP @ -150 SUNK
B5	230 x 750	2-16 ∇	----	2-16 ∇	8 ∇ @ 100 (12) 200 c/c	
B6	230 x 750	2-20 ∇ + 2-20 ∇	----	2-20 ∇ + 2-20 ∇	10 ∇ @ 150 c/c	
B29	230 x 550	2-16 ∇	----	2-16 ∇	8 ∇ @ 100 c/c	TOP @ -200 SUNK
B29A	230 x 750	2-16 ∇	----	2-16 ∇	8 ∇ @ 100 c/c	
BB	230 x 750	2-16 ∇	----	2-16 ∇	8 ∇ @ 100 c/c	
B9	230 x 750	2-20 ∇	----	2-16 ∇	8 ∇ @ 100 c/c	
B11	150 x 750	2-12 ∇	----	2-12 ∇	8 ∇ @ 150 c/c	
B13	230 x 750/550	2-16 ∇	2-12 ∇	2-16 ∇	8 ∇ @ 100 (12) 200 c/c	PARTLY SUNK
B14	230 x 750	2-16 ∇	----	2-16 ∇	10 ∇ @ 100 c/c	
B14A	230 x 150	2-16 ∇	----	2-16 ∇	8 ∇ @ 100 c/c	HIDDEN BEAM
B17	150 x 600	2-20 ∇	----	2-16 ∇	8 ∇ @ 100 c/c	
B19	230 x 750/550	2-20 ∇	2-16 ∇	2-16 ∇	8 ∇ @ 100 (12) 200 c/c	PARTLY SUNK
B23	230 x 750	2-16 ∇	2-12 ∇	2-16 ∇	8 ∇ @ 100 (12) 200 c/c	
B24, B25	230 x 750	2-16 ∇	----	2-16 ∇	8 ∇ @ 100 c/c	
B26	230 x 750	2-16 ∇	----	2-16 ∇	8 ∇ @ 100 c/c	
B27	230 x 600	2-20 ∇	----	2-16 ∇	10 ∇ @ 100 c/c	
B28	230 x 750	2-16 ∇	----	2-12 ∇	8 ∇ @ 100 (12) 200 c/c	
CB	150 x 750	2-20 ∇	----	2-20 ∇	8 ∇ @ 100 (12) 200 c/c	CRANKED BEAM
MB	230 x 750	2-16 ∇	----	2-16 ∇	8 ∇ @ 100 c/c	
MBC	230 x 750	2-20 ∇	----	2-16 ∇ + 2-16 ∇	8 ∇ @ 100 c/c	CANTILEVER @ MIDLANDING
B10, B15, B21, B7, B12 B18, B16, B20, B22	----	----	----	----	----	DELETED

SCHEDULE OF SLABS

ALT. BAR BENT UP AT L/5 AND EXTENDED BY L/4 IN ADJACENT SPAN

SLAB NOS.	THICKNESS	SHORT BARS	LONG BARS	REMARKS
S1	140	8 ∇ @ 150 c/c	8 ∇ @ 175 c/c	ONE WAY @ -150 SUNK
S2	140	8 ∇ @ 150 c/c	8 ∇ @ 175 c/c	TWO WAY
S3, S4	140	8 ∇ @ 150 c/c	8 ∇ @ 175 c/c	ONE WAY
S5	140	8 ∇ @ 150 c/c	8 ∇ @ 175 c/c	ONE WAY @ -200 SUNK
ST	150	8 ∇ @ 150 c/c	12 ∇ @ 150 c/c	STAIRCASE SLAB
S6	125	8 ∇ @ 150 c/c	8 ∇ @ 175 c/c	ONE WAY SLAB AT BEAM BOTTOM
S7	150	8 ∇ @ 150 c/c	8 ∇ @ 175 c/c	ONE WAY
S8	150	8 ∇ @ 150 c/c	8 ∇ @ 175 c/c	TWO WAY
S9	150	8 ∇ @ 150 c/c	8 ∇ @ 175 c/c	ONE WAY

S.P.M. GIRLS HOSTEL, MATUNGA

TENDER DRAWING

***CONCRETE GRADE- M35**

EXPOSURE CONDITION = MODERATE

REFERENCE IS CODES

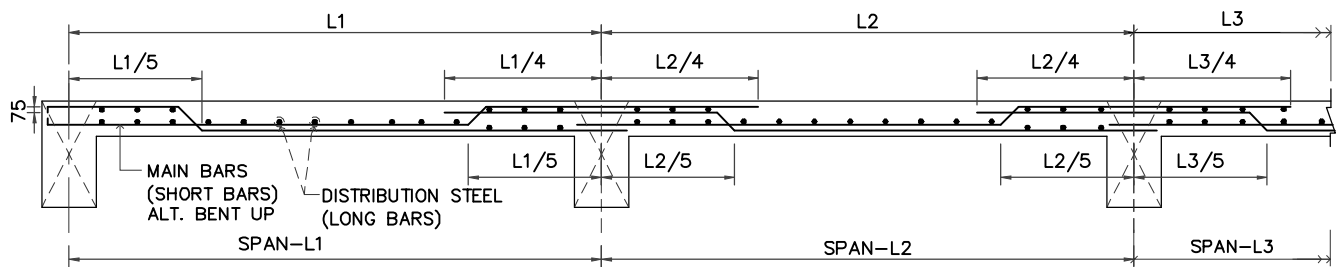
- IS 456-2000 - PLAIN AND REINFORCED CONCRETE.
- IS 800 - STEEL STRUCTURE.
- IS 1893-2002- EARTHQUAKE RESISTANT DESIGN OF STRUCTURE.
- IS 13920-1993- DUCTILE DETAILING OF REINFORCED CONCRETE STRUCTURES SUBJECTED TO SEISMIC FORCES CODE OF PRACTICE.
- XXXXXXXXXX - XXXXXXXXXXXXXXXXX

NOTES:

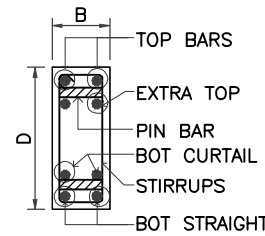
- DO NOT SCALE THE DRAWING, REFER FIGURED DIMENSIONS
- ANY DESCRIPANCIES OR OMISSION OR CHANGES SHALL BE BROUGHT TO NOTICE PRIOR TO EXECUTION
- DO NOT CAST ANY R.C.C WORK UNLESS IT IS CHECKED AND CONFIRMED BY SITE ENGINEER.
- CONCRETE GRADE AS SPECIFIED.
- ALL STEEL IS TOR STEEL OF GRADE **Fe 500 N/mmSq.**
- S.B.C. OF SOIL ASSUMED IS **80 T/Sq.M.**
- COLUMNS AND FOOTINGS ARE DESIGNED FOR -- BASEMENT + GROUND + 20 FLOORS ONLY.
- DESIGN OF CENTRING, SHUTTERING, AND CONCRETE MIX IS CONTRACTOR / CLIENTS / SITE RESPONSIBILITY.
- LAPPING OR ANCHORAGE LENGTH

M20 TO M35		M40 & ABOVE	
BEAM	COLUMN	BEAM	COLUMN
60xDIA OF BAR	50xDIA OF BAR	45xDIA OF BAR	35xDIA OF BAR

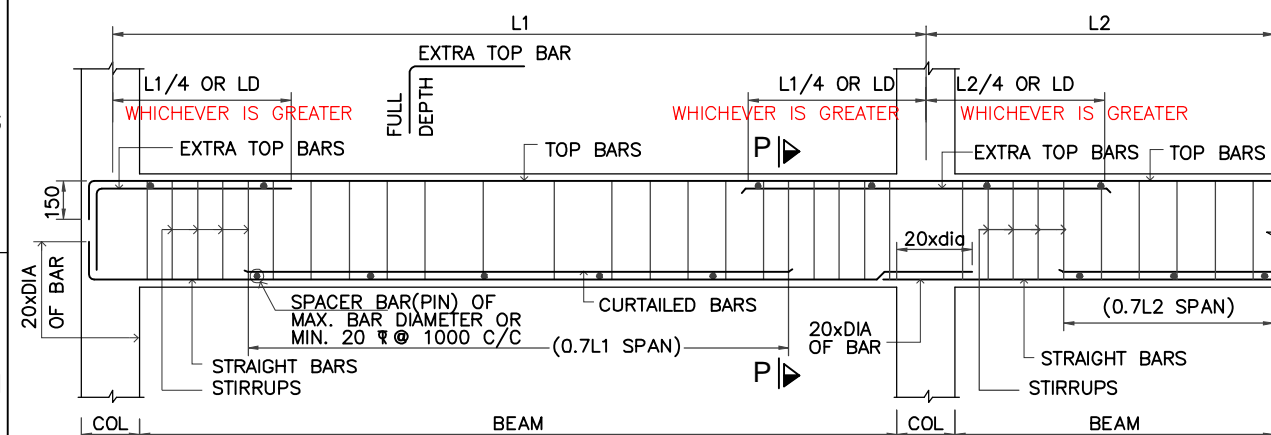
- CLEAR COVER TO REINFORCEMENT
 - FOOTING
 - TOP & BOTTOM = 75m.m.
 - SIDE = 75m.m.
 - COLUMN = 50m.m.
 - SHEAR WALL LESS THAN 200 = 25m.m.
 - SHEAR WALL/COLUMN FOR 200 = 25m.m.
 - SHEAR WALL GREATER THAN 200 = 40m.m.
 - SLAB = 30m.m.
 - BEAM = 30m.m.
 - RETAINING WALLS = 50m.m.
 - WATER TANK WALLS = 50m.m.
 - LIFT PARDI = 25m.m.
- WE WILL NOT BE RESPONSIBLE FOR ANY LEGAL OR APPROVAL REGARDING THE APPROVED ARCHITECTURAL PLAN.



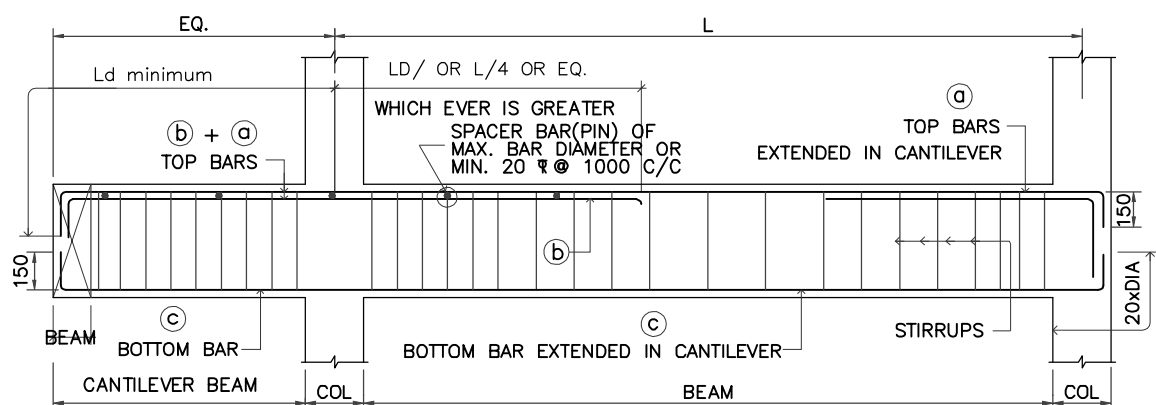
TYP. REINFORCEMENT DETAIL OF SLAB



SECTION AT P - P



TYP REINFORCEMENT DETAILS OF CONTINUOUS BEAM



TYP. REINFORCEMENT DETAILS OF CANTILEVER BEAM

RO	12.04.2024	ORIGINAL DRAWING	GAJANAN	ANIL
----	------------	------------------	---------	------

REV.NO.	DATE	DESCRIPTION FOR REVISION	DRAWN	CHECKED

PURPOSE: SMA

DESIGN CONSULTANT & CONTRACTOR
ASSOCIATED ARCHIECTS, PUNE

OWNER
SHIKSHAN PRASARAK MANDALI

PROJECT **PROPOSED REDEVELOPMENT (GIRL'S HOSTEL) , MATUNGA(E), MUMBAI - 400019 (F/N WARD)**

TITLE **STRUCTURAL LAYOUT & DETAILS OF 1ST SLAB AND BEAM**

DESIGN ANIL	JOB NO 5431/23	DRAWING NO STR-02	REVISION R0
DRAWN GAJANAN	DATE 12.04.2024	SHEET NO 2	

Sunil Mutalik & Associates
STRUCTURAL CONSULTANTS
1349/50, Shukrawar Peth, Arthship, 3rd Fl,
Bajirao Rd, Above Hotel Ganaraj, Pune:02 Ph
No.2447 6705,
2446 7302, 2449 7294, 2448 8712
Email: sunil.mutalik@gmail.com

*CONCRETE GRADE- M35

EXPOSURE CONDITION = MODERATE

REFERENCE IS CODES

- IS 456-2000 - PLAIN AND REINFORCED CONCRETE.
- IS 800 - STEEL STRUCTURE.
- IS 1893-2002- EARTHQUAKE RESISTANT DESIGN OF STRUCTURE.
- IS 13920-1993- DUCTILE DETAILING OF REINFORCED CONCRETE STRUCTURES SUBJECTED TO SEISMIC FORCES CODE OF PRACTICE.
- XXXXXXXXXX - XXXXXXXXXXXXXXXXX

NOTES:

- DO NOT SCALE THE DRAWING, REFER FIGURED DIMENSIONS
- ANY DISCREPANCIES OR OMISSION OR CHANGES SHALL BE BROUGHT TO NOTICE PRIOR TO EXECUTION
- DO NOT CAST ANY R.C.C WORK UNLESS IT IS CHECKED AND CONFIRMED BY SITE ENGINEER.
- CONCRETE GRADE AS SPECIFIED.
- ALL STEEL IS TOR STEEL OF GRADE Fe 500 N/mmSq.
- S.B.C. OF SOIL ASSUMED IS 80 T/Sq.M.
- COLUMNS AND FOOTINGS ARE DESIGNED FOR - BASEMENT + GROUND + 20 FLOORS ONLY.
- DESIGN OF CENTRING, SHUTTERING, AND CONCRETE MIX IS CONTRACTOR / CLIENTS / SITE RESPONSIBILITY.
- LAPPING OR ANCHORAGE LENGTH

M20 TO M35		M40 & ABOVE	
BEAM	COLUMN	BEAM	COLUMN
60xDIA OF BAR	50xDIA OF BAR	45xDIA OF BAR	35xDIA OF BAR

- CLEAR COVER TO REINFORCEMENT
 - FOOTING
 - TOP & BOTTOM = 75m.m.
 - SIDE = 75m.m.
 - COLUMN = 50m.m.
 - SHEAR WALL LESS THAN 200 = 25m.m.
 - SHEAR WALL/COLUMN FOR 200 = 25m.m.
 - SHEAR WALL GREATER THAN 200 = 40m.m.
 - SLAB = 30m.m.
 - BEAM = 30m.m.
 - RETAINING WALLS = 50m.m.
 - WATER TANK WALLS = 50m.m.
 - LIFT PARDI = 25m.m.
- 11) WE WILL NOT BE RESPONSIBLE FOR ANY LEGAL OR APPROVAL REGARDING THE APPROVED ARCHITECTURAL PLAN.

RO	12.04.2024	ORIGINAL DRAWING	GAJANAN ANIL
----	------------	------------------	--------------

REV.NO.	DATE	DESCRIPTION FOR REVISION	DRAWN	CHECKED

PURPOSE: SMA

DESIGN CONSULTANT & CONTRACTOR
ASSOCIATED ARCHIECTS, PUNE

OWNER
SHIKSHAN PRASARAK MANDALI

PROJECT PROPOSED REDEVELOPMENT (GIRL'S HOSTEL) , MATUNGA(E), MUMBAI - 400019 (F/N WARD)

TITLE STRUCTURAL LAYOUT & DETAILS OF 2ND SLAB AND BEAM

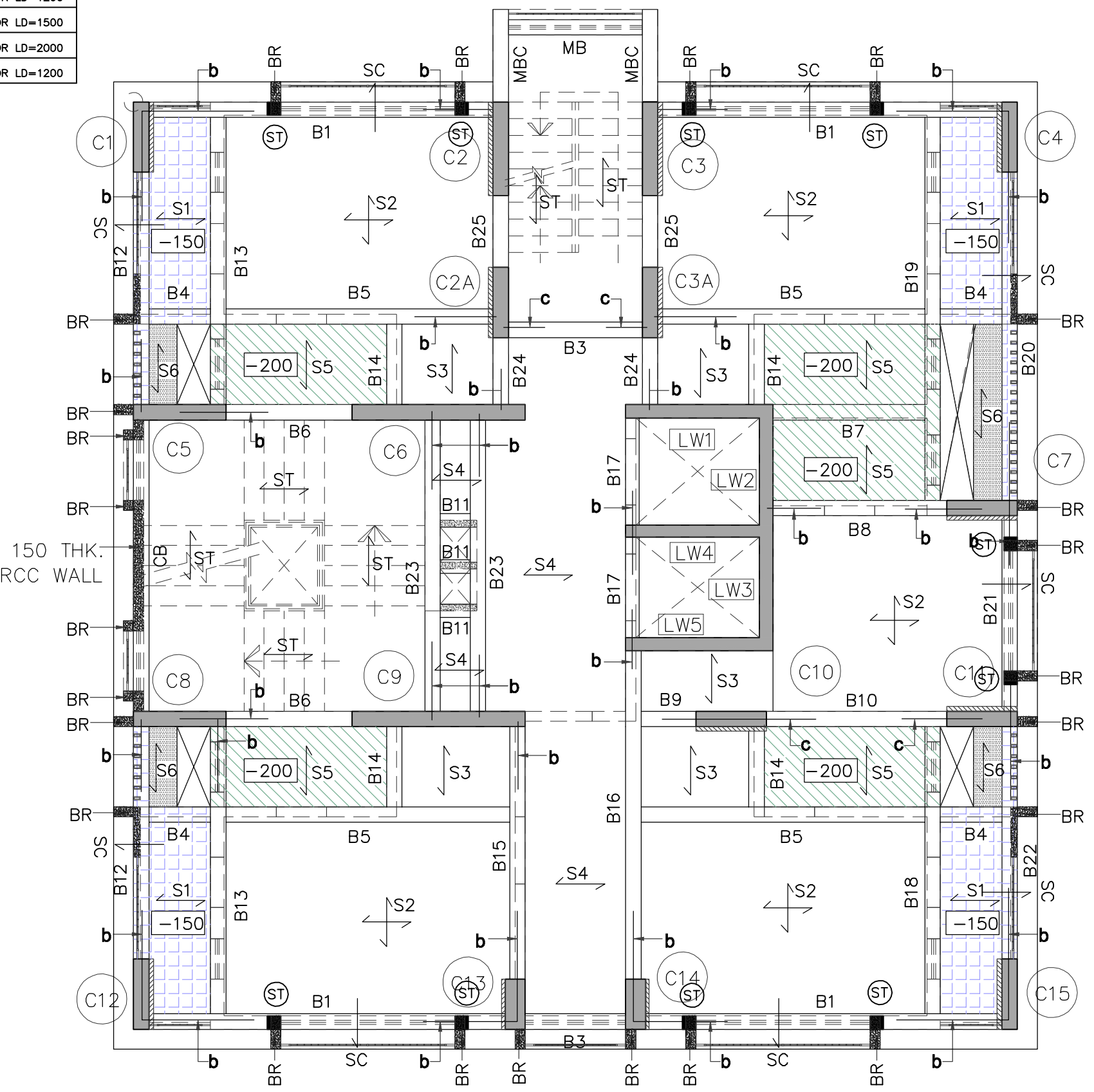
DESIGN ANIL	JOB NO 5431/23	DRAWING NO STR-03	REVISION R0
DRAWN GAJANAN	DATE 12.04.2024	SHEET NO 1	

Sunil Mutalik & Associates
STRUCTURAL CONSULTANTS
1349/50, Shukrawar Peth, Arthshilp, 3rd Fl,
Bajirao Rd, Above Hotel Ganaraj, Pune:02 Ph
No.2447 6705,
2446 7302, 2449 7294, 2448 8712
email : sunil.mutalik@gmail.com

EXTRA TOP BAR

BAR DIA	L/4 OR LD WHICHEVER IS GREATER AT BOTHSIDE FROM CENTRE OF SUPPORT		
a = 2-12	f = 3-12	n = 4-12	L/4 OR LD=750
b = 2-16	g = 3-16	o = 4-16	L/4 OR LD=1000
c = 2-20	h = 3-20	p = 4-20	L/4 OR LD=1200
d = 2-25	k = 3-25	q = 4-25	L/4 OR LD=1500
e = 2-32	m = 3-32	s = 4-32	L/4 OR LD=2000
	v = 5-20		L/4 OR LD=1200

STUB COLUMN FROM SLAB LVL. TO SILL LVL.
ST - 200 x 200
4-12
8 @ 150 c/c



LAYOUT OF 2ND SLAB AND BEAM
(1ST FLOOR BOTTOM)

first floor plan

SCHEDULE OF BEAMS

FOR ALL BEAM DEPTH GRATER THAN 700MM, PROVIDE 2-10 ∇ FACEBARS ON EACH FACE OF BEAM

BEAM NOS	BEAM SIZE	BOTTOM BARS		TOP BARS	STIRRUPS	REMARKS
		Straight	Curtailed (0.7L span)			
B1	230 x 750	2-16 ∇	2-12 ∇	2-16 ∇	8 ∇ @ 100 (12) 200 c/c	
B2	230 x 750	2-16 ∇	----	2-16 ∇	8 ∇ @ 100 c/c	
B3	230 x 750	2-20 ∇	----	2-16 ∇	8 ∇ @ 100 c/c	
B4	230 x 600	2-16 ∇	----	2-12 ∇	8 ∇ @ 100 c/c	TOP \odot -150 SUNK
B5, B15, B21	230 x 750	2-16 ∇	----	2-16 ∇	8 ∇ @ 100 (12) 200 c/c	
B6	230 x 750	2-20 ∇ + 2-20 ∇	----	2-20 ∇ + 2-20 ∇	10 ∇ @ 150 c/c	
B7	230 x 550	2-16 ∇	----	2-16 ∇	8 ∇ @ 100 c/c	TOP \odot -200 SUNK
B8	230 x 750	2-16 ∇	----	2-16 ∇	8 ∇ @ 100 c/c	
B9	230 x 750	2-20 ∇	----	2-16 ∇	8 ∇ @ 100 c/c	
B10	230 x 750	2-20 ∇	----	2-16 ∇	10 ∇ @ 100 c/c	
B11	150 x 750	2-12 ∇	----	2-12 ∇	8 ∇ @ 150 c/c	
B12, B22	230 x 600	2-16 ∇	----	2-16 ∇	8 ∇ @ 100 (12) 200 c/c	TOP \odot -150 SUNK
B13, B18	230 x 750/550	2-16 ∇	2-12 ∇	2-16 ∇	8 ∇ @ 100 (12) 200 c/c	PARTLY SUNK
B14	230 x 750	2-16 ∇	----	2-16 ∇	10 ∇ @ 100 c/c	
B16	230 x 600	2-16 ∇	2-16 ∇	2-16 ∇	10 ∇ @ 100 c/c	
B17	150 x 600	2-20 ∇	----	2-16 ∇	8 ∇ @ 100 c/c	
B19	230 x 750/550	2-20 ∇	2-16 ∇	2-16 ∇	8 ∇ @ 100 (12) 200 c/c	PARTLY SUNK
B20	230 x 600	2-16 ∇	2-12 ∇	2-16 ∇	8 ∇ @ 100 (12) 200 c/c	TOP \odot -150 SUNK
B23	230 x 750	2-16 ∇	2-12 ∇	2-16 ∇	8 ∇ @ 100 (12) 200 c/c	
CB	150 x 750	2-20 ∇	----	2-20 ∇	8 ∇ @ 100 (12) 200 c/c	CRANKED BEAM
B24, B25	230 x 750	2-16 ∇	----	2-16 ∇	8 ∇ @ 100 c/c	
MB	230 x 750	2-16 ∇	----	2-16 ∇	8 ∇ @ 100 c/c	
MBC	230 x 750	2-20 ∇	----	2-16 ∇ + 2-16 ∇	8 ∇ @ 100 c/c	CANTILEVER \odot MIDLANDING

SCHEDULE OF SLABS

ALT. BAR BENT UP AT L/5 AND EXTENDED BY L/4 IN ADJACENT SPAN

SLAB NOS.	THICKNESS	SHORT BARS	LONG BARS	REMARKS
S1	140	8 ∇ @ 150 c/c	8 ∇ @ 175 c/c	ONE WAY \odot -150 SUNK
S2	140	8 ∇ @ 150 c/c	8 ∇ @ 175 c/c	TWO WAY
S3, S4	140	8 ∇ @ 150 c/c	8 ∇ @ 175 c/c	ONE WAY
S5	140	8 ∇ @ 150 c/c	8 ∇ @ 175 c/c	ONE WAY \odot -200 SUNK
ST	150	8 ∇ @ 150 c/c	12 ∇ @ 150 c/c	STAIRCASE SLAB
S6	125	8 ∇ @ 150 c/c	8 ∇ @ 175 c/c	ONE WAY SLAB AT BEAM BOTTOM
SC	300	8 ∇ @ 150 c/c (TOP) 8 ∇ @ 300 c/c (BOTT.)	8 ∇ @ 150 c/c	CANTILEVER CHAJJA FROM BEAM TOP

S.P.M. GIRLS HOSTEL, MATUNGA

TENDER DRAWING

***CONCRETE GRADE- M35**

EXPOSURE CONDITION = MODERATE

REFERENCE IS CODES

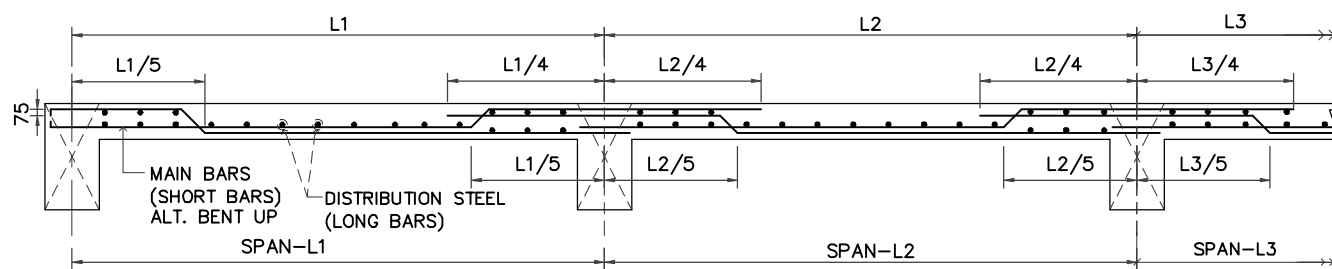
- IS 456-2000 - PLAIN AND REINFORCED CONCRETE.
- IS 800 - STEEL STRUCTURE.
- IS 1893-2002- EARTHQUAKE RESISTANT DESIGN OF STRUCTURE.
- IS 13920-1993- DUCTILE DETAILING OF REINFORCED CONCRETE STRUCTURES SUBJECTED TO SEISMIC FORCES CODE OF PRACTICE.
- XXXXXXXXXX - XXXXXXXXXXXXXXXX

NOTES:

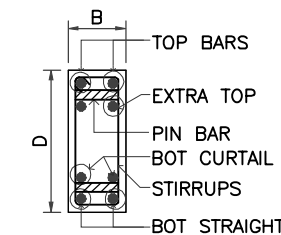
- DO NOT SCALE THE DRAWING, REFER FIGURED DIMENSIONS
- ANY DESCRIPANCIES OR OMISSION OR CHANGES SHALL BE BROUGHT TO NOTICE PRIOR TO EXECUTION
- DO NOT CAST ANY R.C.C WORK UNLESS IT IS CHECKED AND CONFIRMED BY SITE ENGINEER.
- CONCRETE GRADE AS SPECIFIED.
- ALL STEEL IS TOR STEEL OF GRADE **Fe 500 N/mmSq.**
- S.B.C. OF SOIL ASSUMED IS **80 T/Sq.M.**
- COLUMNS AND FOOTINGS ARE DESIGNED FOR -- BASEMENT + GROUND + 20 FLOORS ONLY.
- DESIGN OF CENTRING, SHUTTERING, AND CONCRETE MIX IS CONTRACTOR / CLIENTS / SITE RESPONSIBILITY.
- LAPPING OR ANCHORAGE LENGTH

M20 TO M35		M40 & ABOVE	
BEAM	COLUMN	BEAM	COLUMN
60xDIA OF BAR	50xDIA OF BAR	45xDIA OF BAR	35xDIA OF BAR

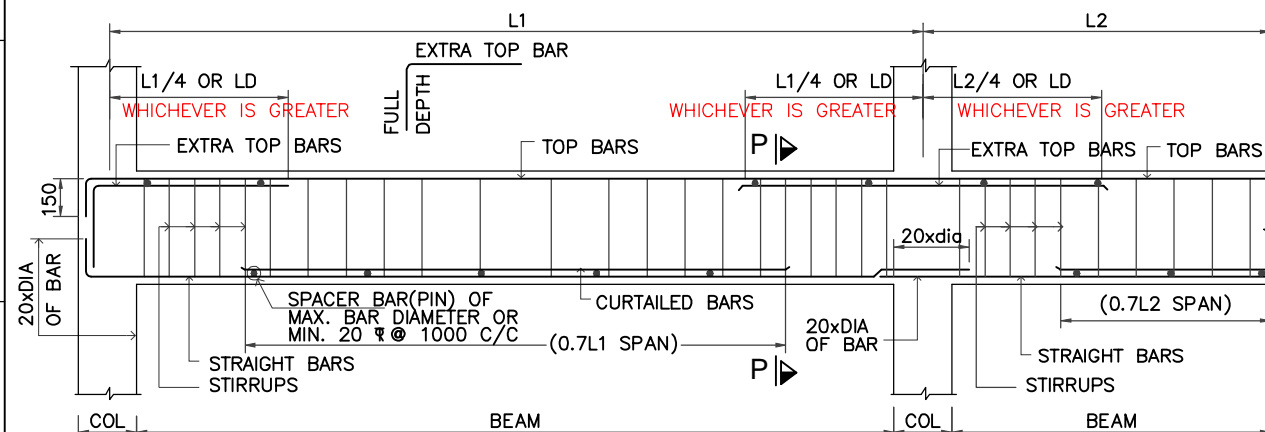
- CLEAR COVER TO REINFORCEMENT
 - FOOTING
 - TOP & BOTTOM = 75m.m.
 - SIDE = 75m.m.
 - COLUMN = 50m.m.
 - SHEAR WALL LESS THAN 200 = 25m.m.
 - SHEAR WALL/COLUMN FOR 200 = 25m.m.
 - SHEAR WALL GREATER THAN 200 = 40m.m.
 - SLAB = 30m.m.
 - BEAM = 30m.m.
 - RETAINING WALLS = 50m.m.
 - WATER TANK WALLS = 50m.m.
 - LIFT PARDI = 25m.m.
- 11) WE WILL NOT BE RESPONSIBLE FOR ANY LEGAL OR APPROVAL REGARDING THE APPROVED ARCHITECTURAL PLAN.



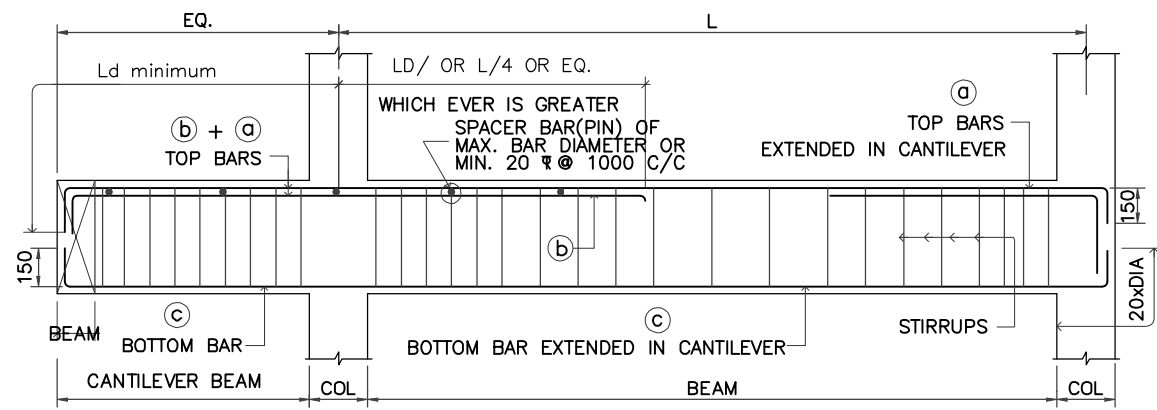
TYP. REINFORCEMENT DETAIL OF SLAB



SECTION AT P - P



TYP REINFORCEMENT DETAILS OF CONTINUOUS BEAM



TYP. REINFORCEMENT DETAILS OF CANTILEVER BEAM

RO	12.04.2024	ORIGINAL DRAWING	GAJANAN ANIL
REV.NO.	DATE	DESCRIPTION FOR REVISION	DRAWN CHECKED

PURPOSE: SMA

DESIGN CONSULTANT & CONTRACTOR
ASSOCIATED ARCHIECTS, PUNE

OWNER
SHIKSHAN PRASARAK MANDALI

PROJECT **PROPOSED REDEVELOPMENT (GIRL'S HOSTEL) , MATUNGA(E), MUMBAI - 400019 (F/N WARD)**

TITLE **STRUCTURAL LAYOUT & DETAILS OF 2ND SLAB AND BEAM**

DESIGN ANIL	JOB NO 5431/23	DRAWING NO STR-03	REVISION R0
DRAWN GAJANAN	DATE 12.04.2024	SHEET NO 2	

Sunil Mutalik & Associates
STRUCTURAL CONSULTANTS
1349/50, Shukrawar Peth, Arthshilp, 3rd Fl, Bajirao Rd, Above Hotel Ganaraj, Pune:02 Ph No.2447 6705, 2446 7302, 2449 7294, 2448 8712
Email: sunil.mutalik@gmail.com

SCHEDULE OF BEAMS

BEAM NOS.	BEAM SIZE	BOTTOM BAR		TOP BAR	STIRRUPS	REMARKS
		Straight	Curtailed (0.7L span)			
LB	230 x 300	2-12 Φ	----	2-12 Φ	8 Φ @ 150 c/c	LINTEL BEAM
SB	230 x 275	2-12 Φ	----	2-12 Φ	8 Φ @ 150 c/c	SILL BEAM

S.P.M. GIRLS HOSTEL, MATUNGA

TENDER DRAWING

***CONCRETE GRADE- M35**

EXPOSURE CONDITION = MODERATE

REFERENCE IS CODES

- IS 456-2000 - PLAIN AND REINFORCED CONCRETE.
- IS 800 - STEEL STRUCTURE.
- IS 1893-2002- EARTHQUAKE RESISTANT DESIGN OF STRUCTURE.
- IS 13920-1993- DUCTILE DETAILING OF REINFORCED CONCRETE STRUCTURES SUBJECTED TO SEISMIC FORCES CODE OF PRACTICE.
- XXXXXXXXXX - XXXXXXXXXXXXXXXX

NOTES:

- DO NOT SCALE THE DRAWING, REFER FIGURED DIMENSIONS
- ANY DISCREPANCIES OR OMISSION OR CHANGES SHALL BE BROUGHT TO NOTICE PRIOR TO EXECUTION
- DO NOT CAST ANY R.C.C WORK UNLESS IT IS CHECKED AND CONFIRMED BY SITE ENGINEER.
- CONCRETE GRADE AS SPECIFIED.
- ALL STEEL IS TOR STEEL OF GRADE **Fe 500 N/mmSq.**
- S.B.C. OF SOIL ASSUMED IS **80 T/Sq.M.**
- COLUMNS AND FOOTINGS ARE DESIGNED **FOR - BASEMENT + GROUND + 20 FLOORS ONLY.**
- DESIGN OF CENTRING, SHUTTERING, AND CONCRETE MIX IS CONTRACTOR / CLIENTS / SITE RESPONSIBILITY.
- LAPPING OR ANCHORAGE LENGTH

M20 TO M35		M40 & ABOVE	
BEAM	COLUMN	BEAM	COLUMN
60xDIA OF BAR	50xDIA OF BAR	45xDIA OF BAR	35xDIA OF BAR

- CLEAR COVER TO REINFORCEMENT
 - FOOTING
 - TOP & BOTTOM = 75m.m.
 - SIDE = 75m.m.
 - COLUMN = 50m.m.
 - SHEAR WALL LESS THAN 200 = 25m.m.
 - SHEAR WALL/COLUMN FOR 200 = 25m.m.
 - SHEAR WALL GREATER THAN 200 = 40m.m.
 - SLAB = 30m.m.
 - BEAM = 30m.m.
 - RETAINING WALLS = 50m.m.
 - WATER TANK WALLS = 50m.m.
 - LIFT PARDI = 25m.m.
- WE WILL NOT BE RESPONSIBLE FOR ANY LEGAL OR APPROVAL REGARDING THE APPROVED ARCHITECTURAL PLAN.

RO	12.04.2024	ORIGINAL DRAWING	GAJANAN ANIL
REV.NO.	DATE	DESCRIPTION FOR REVISION	DRAWN CHECKED

PURPOSE: SMA

DESIGN CONSULTANT & CONTRACTOR
ASSOCIATED ARCHIECTS, PUNE

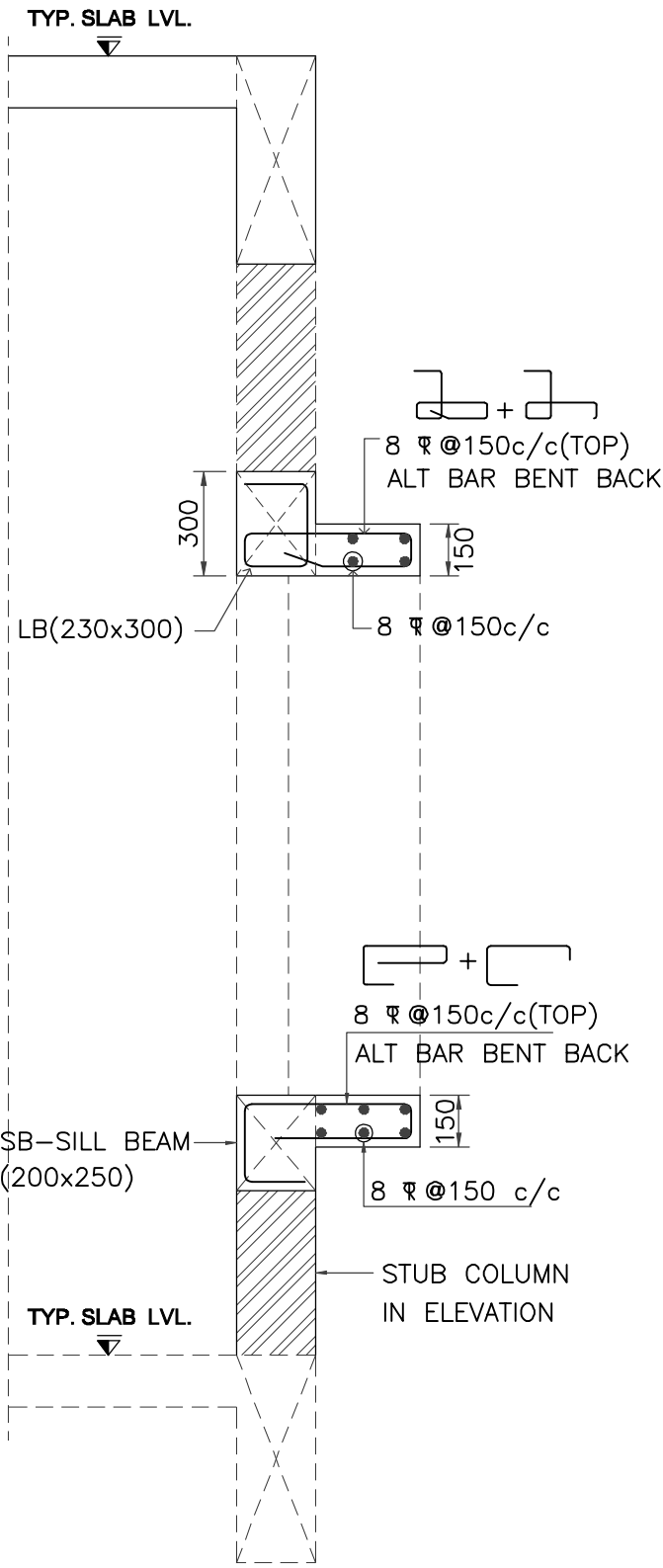
OWNER
SHIKSHAN PRASARAK MANDALI

PROJECT **PROPOSED REDEVELOPMENT (GIRL'S HOSTEL) , MATUNGA(E), MUMBAI - 400019 (F/N WARD)**

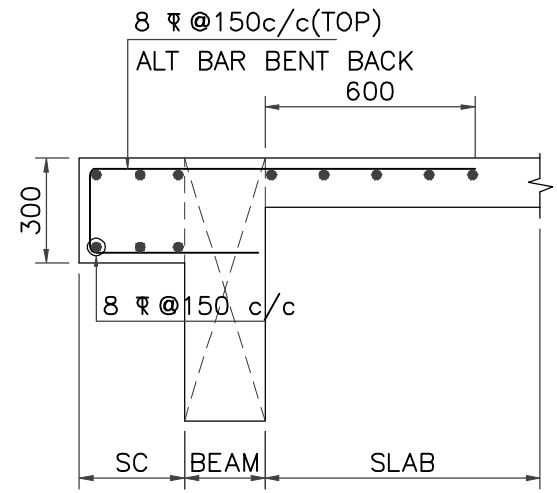
TITLE **STRUCTURAL LAYOUT & DETAILS OF 2ND SLAB AND BEAM**

DESIGN ANIL	JOB NO 5431/23	DRAWING NO STR-03	REVISION R0
DRAWN GAJANAN	DATE 12.04.2024	SHEET NO 3	

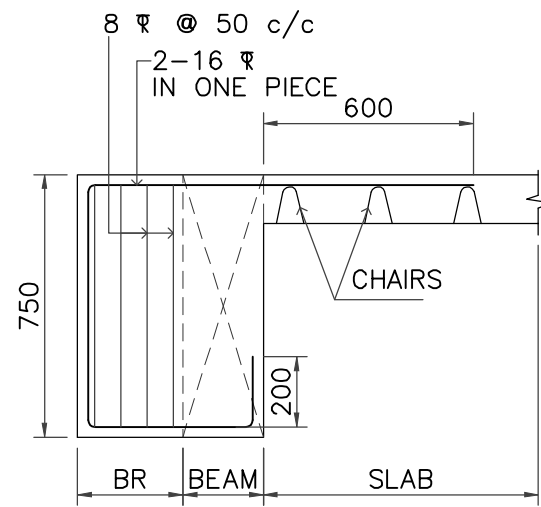
Sunil Mutalik & Associates
STRUCTURAL CONSULTANTS
1349/50, Shukrawar Peth, Arthshilp, 3rd Fl,
Bajirao Rd, Above Hotel Ganaraj, Pune:02 Ph
No.2447 6705,
2446 7302, 2449 7294, 2448 8712
email: sunil.mutalik@gmail.com



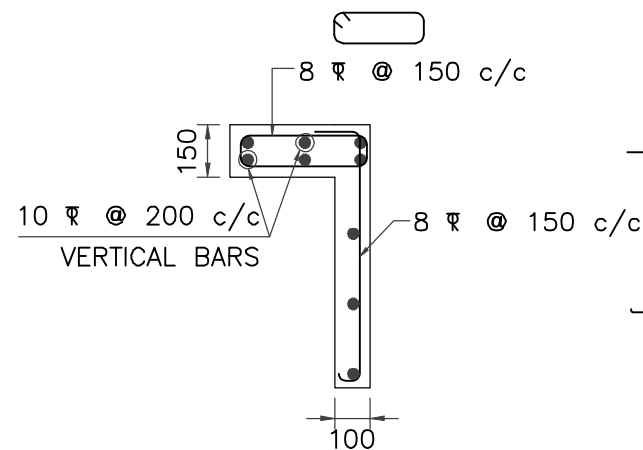
DETAILS OF LINTEL & SILL LVL CHAJJA



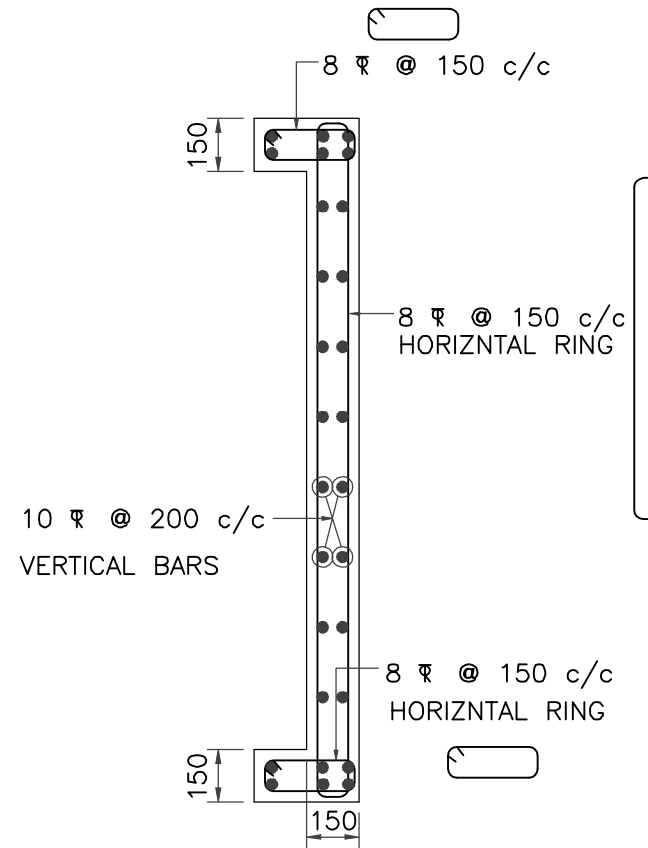
DETAILS OF CANTILEVER CHAJJA - SC



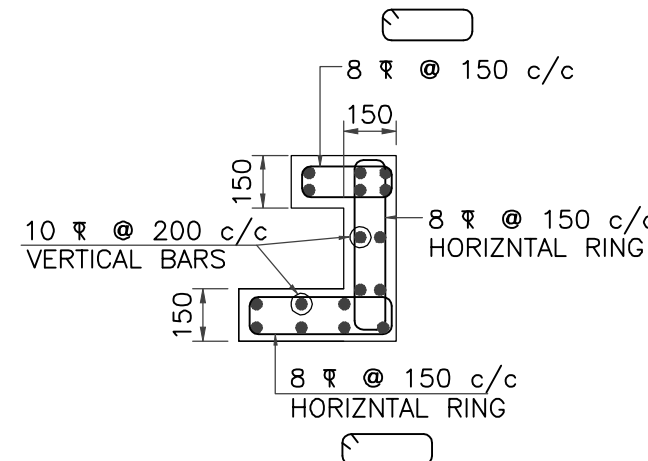
ELEVATION OF BEAM BR (230 x 750)



PLAN OF ELEVATIONAL BRACKET



PLAN OF ELEVATIONAL BRACKET

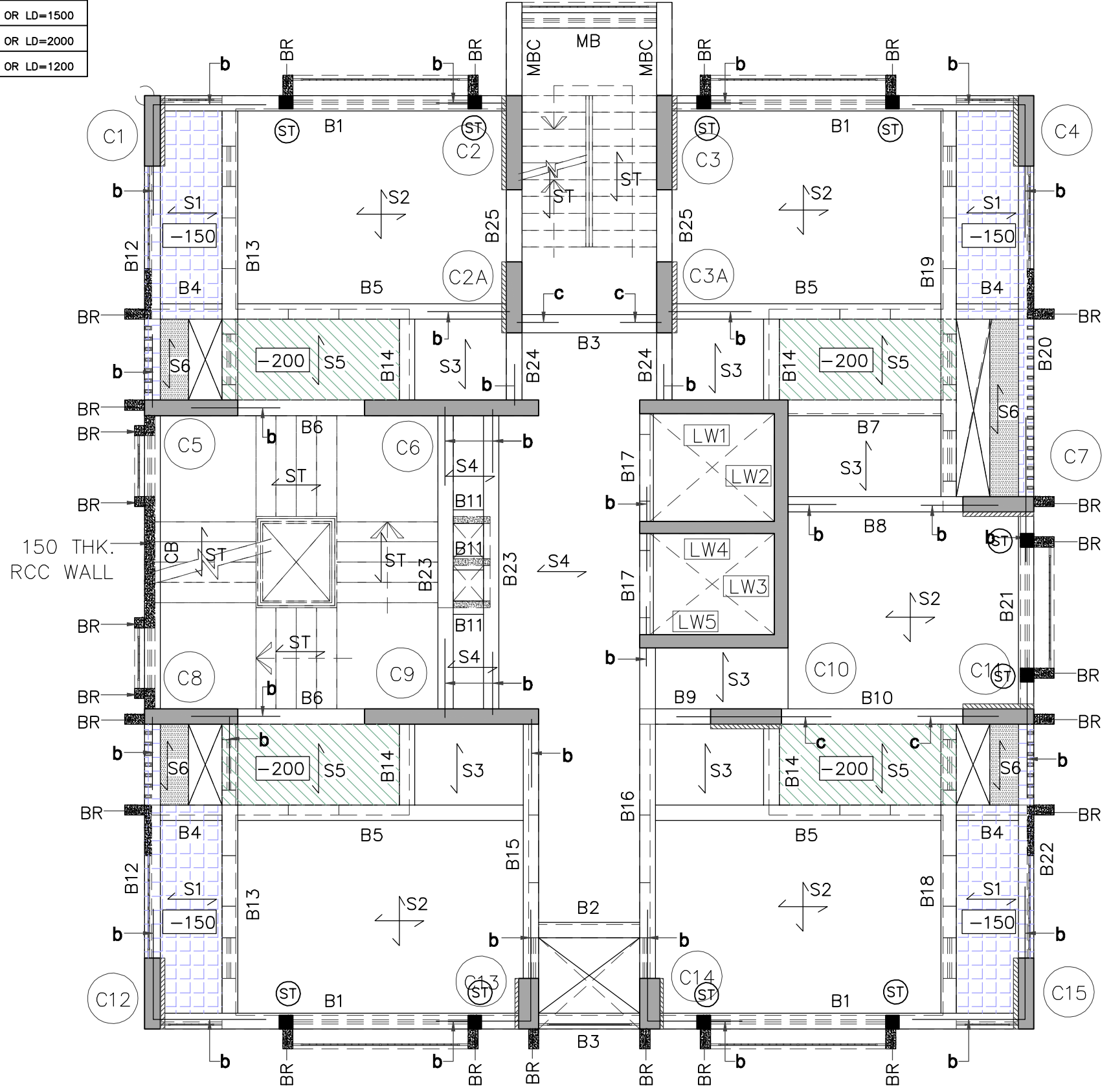


PLAN OF ELEVATIONAL BRACKET

EXTRA TOP BAR			
BAR DIA	L/4 OR LD WHICH EVER IS GREATER AT BOTH SIDE FROM CENTRE OF SUPPORT		
a = 2-12	f = 3-12	n = 4-12	L/4 OR LD=750
b = 2-16	g = 3-16	o = 4-16	L/4 OR LD=1000
c = 2-20	h = 3-20	p = 4-20	L/4 OR LD=1200
d = 2-25	k = 3-25	q = 4-25	L/4 OR LD=1500
e = 2-32	m = 3-32	s = 4-32	L/4 OR LD=2000
	v = 5-20		L/4 OR LD=1200

STUB COLUMN FROM SLAB LVL. TO SILL LVL.

ST - 200 x 200
4-12
8 @ 150 c/c



**LAYOUT OF 3RD SLAB AND BEAM
(2ND FLOOR BOTTOM)**

second floor plan

S.P.M. GIRLS HOSTEL, MATUNGA

TENDER DRAWING

***CONCRETE GRADE- M35**

EXPOSURE CONDITION = MODERATE

REFERENCE IS CODES

- IS 456-2000 - PLAIN AND REINFORCED CONCRETE.
- IS 800 - STEEL STRUCTURE.
- IS 1893-2002- EARTHQUAKE RESISTANT DESIGN OF STRUCTURE.
- IS 13920-1993- DUCTILE DETAILING OF REINFORCED CONCRETE STRUCTURES SUBJECTED TO SEISMIC FORCES CODE OF PRACTICE.
- XXXXXXXXXX - XXXXXXXXXXXXXXXXX

- NOTES:
- DO NOT SCALE THE DRAWING, REFER FIGURED DIMENSIONS
 - ANY DISCREPANCIES OR OMISSION OR CHANGES SHALL BE BROUGHT TO NOTICE PRIOR TO EXECUTION
 - DO NOT CAST ANY R.C.C WORK UNLESS IT IS CHECKED AND CONFIRMED BY SITE ENGINEER.
 - CONCRETE GRADE AS SPECIFIED.
 - ALL STEEL IS TOR STEEL OF GRADE Fe 500 N/mmSq.
 - S.B.C. OF SOIL ASSUMED IS 80 T/Sq.M.
 - COLUMNS AND FOOTINGS ARE DESIGNED FOR - BASEMENT + GROUND + 20 FLOORS ONLY.
 - DESIGN OF CENTRING, SHUTTERING, AND CONCRETE MIX IS CONTRACTOR / CLIENTS / SITE RESPONSIBILITY.
 - LAPPING OR ANCHORAGE LENGTH

M20 TO M35		M40 & ABOVE	
BEAM	COLUMN	BEAM	COLUMN
60xDIA OF BAR	50xDIA OF BAR	45xDIA OF BAR	35xDIA OF BAR

- CLEAR COVER TO REINFORCEMENT
 - FOOTING
 - TOP & BOTTOM = 75m.m.
 - SIDE = 75m.m.
 - COLUMN = 50m.m.
- SHEAR WALL LESS THAN 200 = 25m.m.
- SHEAR WALL/COLUMN FOR 200 = 25m.m.
- SHEAR WALL GREATER THAN 200 = 40m.m.
- SLAB = 30m.m.
- BEAM = 30m.m.
- RETAINING WALLS = 50m.m.
- WATER TANK WALLS = 50m.m.
- LIFT PARDI = 25m.m.

11) WE WILL NOT BE RESPONSIBLE FOR ANY LEGAL OR APPROVAL REGARDING THE APPROVED ARCHITECTURAL PLAN.

RO	12.04.2024	ORIGINAL DRAWING	GAJANAN ANIL
REV.NO.	DATE	DESCRIPTION FOR REVISION	DRAWN CHECKED

PURPOSE: SMA

DESIGN CONSULTANT & CONTRACTOR
ASSOCIATED ARCHIECTS, PUNE

OWNER
SHIKSHAN PRASARAK MANDALI

PROJECT PROPOSED REDEVELOPMENT (GIRL'S HOSTEL) , MATUNGA(E), MUMBAI - 400019 (F/N WARD)

TITLE
STRUCTURAL LAYOUT & DETAILS OF 3RD SLAB AND BEAM

DESIGN ANIL	JOB NO 5431/23	DRAWING NO STR-04	REVISION R0
DRAWN GAJANAN	DATE 12.04.2024	SHEET NO 1	

Sunil Mutalik & Associates
STRUCTURAL CONSULTANTS

1349/50, Shukrawar Peth, Arthshilp, 3rd Fl,
Bajirao Rd, Above Hotel Ganaraj, Pune:02 Ph
No.2447 6705,
2446 7302, 2449 7294, 2448 8712
email : sunil.mutalik@gmail.com

SCHEDULE OF BEAMS

FOR ALL BEAM DEPTH GRATER THAN 700MM, PROVIDE 2-10 ∇ FACEBARS ON EACH FACE OF BEAM

BEAM NOS	BEAM SIZE	BOTTOM BARS		TOP BARS	STIRRUPS	REMARKS
		Straight	Curtailed (0.7L span)			
B1	230 x 750	2-16 ∇	2-12 ∇	2-16 ∇	8 ∇ @ 100 (12) 200 c/c	
B2	230 x 750	2-16 ∇	----	2-16 ∇	8 ∇ @ 100 c/c	
B3	230 x 750	2-20 ∇	----	2-16 ∇	8 ∇ @ 100 c/c	
B4	230 x 600	2-16 ∇	----	2-12 ∇	8 ∇ @ 100 c/c	TOP @ -150 SUNK
B5, B15, B21	230 x 750	2-16 ∇	----	2-16 ∇	8 ∇ @ 100 (12) 200 c/c	
B6	230 x 750	2-20 ∇ + 2-20 ∇ +	----	2-20 ∇ + 2-20 ∇ +	10 ∇ @ 150 c/c	
B7	230 x 750	2-16 ∇	----	2-16 ∇	8 ∇ @ 100 c/c	
B8	230 x 750	2-16 ∇	----	2-16 ∇	8 ∇ @ 100 c/c	
B9	230 x 750	2-20 ∇	----	2-16 ∇	8 ∇ @ 100 c/c	
B10	230 x 750	2-20 ∇	----	2-16 ∇	10 ∇ @ 100 c/c	
B11	150 x 750	2-12 ∇	----	2-12 ∇	8 ∇ @ 150 c/c	
B12, B22	230 x 600	2-16 ∇	----	2-16 ∇	8 ∇ @ 100 (12) 200 c/c	TOP @ -150 SUNK
B13, B18	230 x 750/550	2-16 ∇	2-12 ∇	2-16 ∇	8 ∇ @ 100 (12) 200 c/c	PARTLY SUNK
B14	230 x 750	2-16 ∇	----	2-16 ∇	10 ∇ @ 100 c/c	
B16	230 x 600	2-16 ∇	2-16 ∇	2-16 ∇	10 ∇ @ 100 c/c	
B17	150 x 600	2-20 ∇	----	2-16 ∇	8 ∇ @ 100 c/c	
B19	230 x 750/550	2-20 ∇	2-16 ∇	2-16 ∇	8 ∇ @ 100 (12) 200 c/c	PARTLY SUNK
B20	230 x 600	2-16 ∇	2-12 ∇	2-16 ∇	8 ∇ @ 100 (12) 200 c/c	TOP @ -150 SUNK
B23	230 x 750	2-16 ∇	2-12 ∇	2-16 ∇	8 ∇ @ 100 (12) 200 c/c	
CB	150 x 750	2-20 ∇	----	2-20 ∇	8 ∇ @ 100 (12) 200 c/c	CRANKED BEAM
B24, B25	230 x 750	2-16 ∇	----	2-16 ∇	8 ∇ @ 100 c/c	
MB	230 x 750	2-16 ∇	----	2-16 ∇	8 ∇ @ 100 c/c	
MBC	230 x 750	2-20 ∇	----	2-16 ∇ + 2-16 ∇	8 ∇ @ 100 c/c	CANTILEVER @ MIDLANDING

SCHEDULE OF SLABS

ALT. BAR BENT UP AT L/5 AND EXTENDED BY L/4 IN ADJACENT SPAN

SLAB NOS.	THICKNESS	SHORT BARS	LONG BARS	REMARKS
S1	140	8 ∇ @ 150 c/c	8 ∇ @ 175 c/c	ONE WAY @ -150 SUNK
S2	140	8 ∇ @ 150 c/c	8 ∇ @ 175 c/c	TWO WAY
S3, S4	140	8 ∇ @ 150 c/c	8 ∇ @ 175 c/c	ONE WAY
S5	140	8 ∇ @ 150 c/c	8 ∇ @ 175 c/c	ONE WAY @ -200 SUNK
ST	150	8 ∇ @ 150 c/c	12 ∇ @ 150 c/c	STAIRCASE SLAB
S6	125	8 ∇ @ 150 c/c	8 ∇ @ 175 c/c	ONE WAY SLAB AT BEAM BOTTOM

S.P.M. GIRLS HOSTEL, MATUNGA

TENDER DRAWING

***CONCRETE GRADE- M35**

EXPOSURE CONDITION = MODERATE

REFERENCE IS CODES

- IS 456-2000 - PLAIN AND REINFORCED CONCRETE.
- IS 800 - STEEL STRUCTURE.
- IS 1893-2002- EARTHQUAKE RESISTANT DESIGN OF STRUCTURE.
- IS 13920-1993- DUCTILE DETAILING OF REINFORCED CONCRETE STRUCTURES SUBJECTED TO SEISMIC FORCES CODE OF PRACTICE.
- XXXXXXXXXX - XXXXXXXXXXXXXXXX

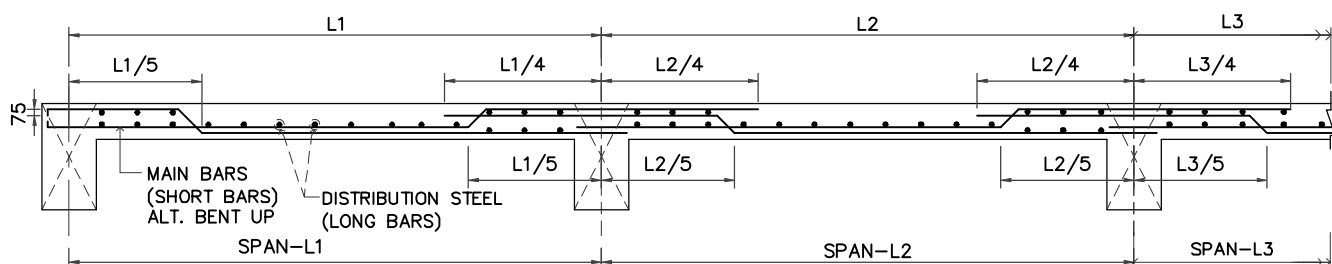
NOTES:

- DO NOT SCALE THE DRAWING, REFER FIGURED DIMENSIONS
- ANY DESCRIPANCIES OR OMISSION OR CHANGES SHALL BE BROUGHT TO NOTICE PRIOR TO EXECUTION
- DO NOT CAST ANY R.C.C WORK UNLESS IT IS CHECKED AND CONFIRMED BY SITE ENGINEER.
- CONCRETE GRADE AS SPECIFIED.
- ALL STEEL IS TOR STEEL OF GRADE **Fe 500 N/mmSq.**
- S.B.C. OF SOIL ASSUMED IS **80 T/Sq.M.**
- COLUMNS AND FOOTINGS ARE DESIGNED **FOR -- BASEMENT + GROUND + 20 FLOORS ONLY.**
- DESIGN OF CENTRING, SHUTTERING, AND CONCRETE MIX IS CONTRACTOR / CLIENTS / SITE RESPONSIBILITY.
- LAPPING OR ANCHORAGE LENGTH

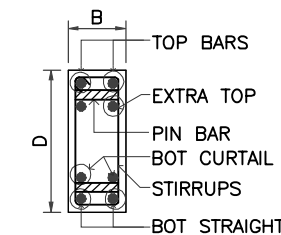
M20 TO M35		M40 & ABOVE	
BEAM	COLUMN	BEAM	COLUMN
60xDIA OF BAR	50xDIA OF BAR	45xDIA OF BAR	35xDIA OF BAR

10) CLEAR COVER TO REINFORCEMENT

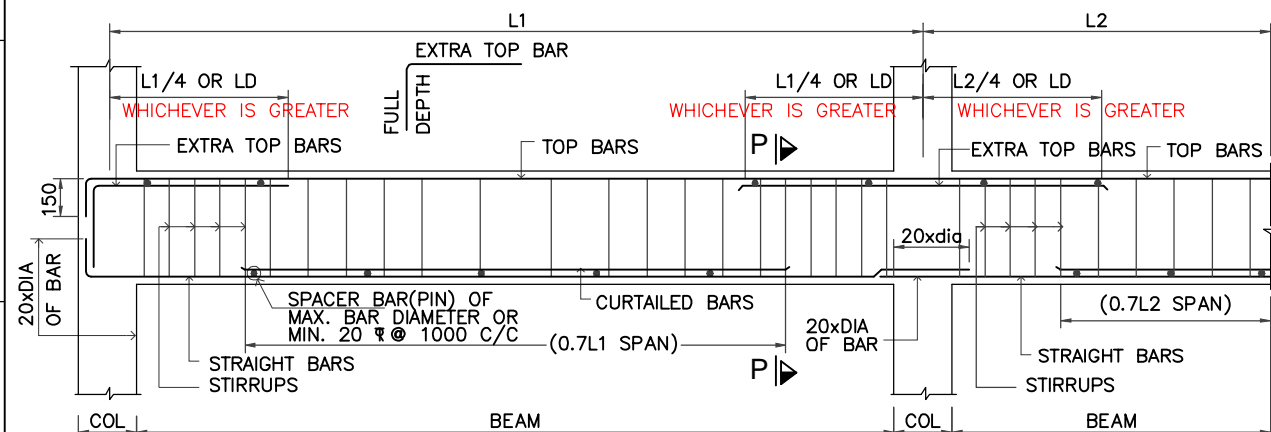
- FOOTING
 - TOP & BOTTOM = 75m.m.
 - SIDE = 75m.m.
 - COLUMN = 50m.m.
 - SHEAR WALL LESS THAN 200 = 25m.m.
 - SHEAR WALL/COLUMN FOR 200 = 25m.m.
 - SHEAR WALL GREATER THAN 200 = 40m.m.
 - SLAB = 30m.m.
 - BEAM = 30m.m.
 - RETAINING WALLS = 50m.m.
 - WATER TANK WALLS = 50m.m.
 - LIFT PARDI = 25m.m.
- 11) WE WILL NOT BE RESPONSIBLE FOR ANY LEGAL OR APPROVAL REGARDING THE APPROVED ARCHITECTURAL PLAN.



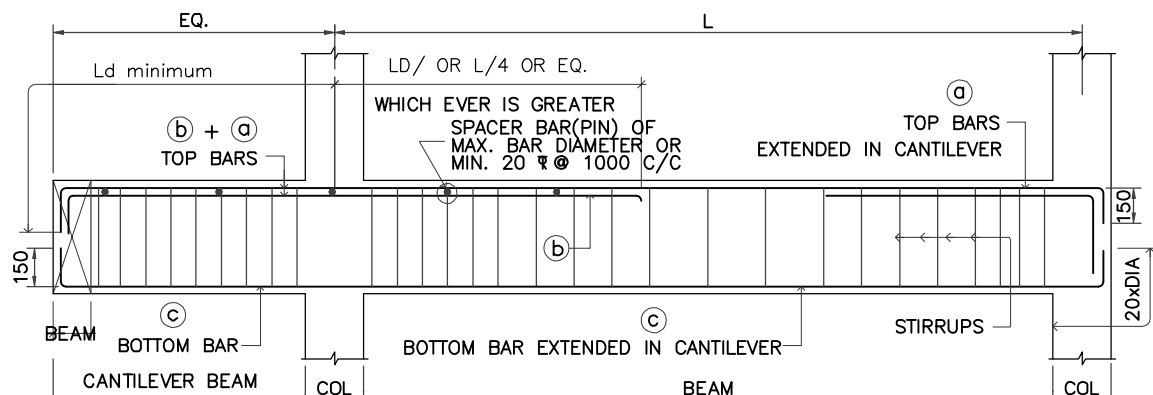
TYP. REINFORCEMENT DETAIL OF SLAB



SECTION AT P - P



TYP REINFORCEMENT DETAILS OF CONTINUOUS BEAM



TYP. REINFORCEMENT DETAILS OF CANTILEVER BEAM

RO	12.04.2024	ORIGINAL DRAWING	GAJANAN ANIL
REV.NO.	DATE	DESCRIPTION FOR REVISION	DRAWN CHECKED

PURPOSE: SMA

DESIGN CONSULTANT & CONTRACTOR
ASSOCIATED ARCHIECTS, PUNE

OWNER
SHIKSHAN PRASARAK MANDALI

PROJECT **PROPOSED REDEVELOPMENT (GIRL'S HOSTEL) , MATUNGA(E), MUMBAI - 400019 (F/N WARD)**

TITLE **STRUCTURAL LAYOUT & DETAILS OF 5th,7th,9th,11th,13th,17th,19th,21th SLAB AND BEAM**

DESIGN ANIL	JOB NO 5431/23	DRAWING NO STR-04	REVISION R0
DRAWN GAJANAN	DATE 12.04.2024	SHEET NO 2	

Sunil Mutalik & Associates
STRUCTURAL CONSULTANTS
1349/50, Shukrawar Peth, Arthshilp, 3rd Fl, Bajirao Rd, Above Hotel Ganaraj, Pune:02 Ph No.2447 6705, 2446 7302, 2449 7294, 2448 8712
Email: sunil.mutalik@gmail.com

SCHEDULE OF BEAMS

BEAM NOS.	BEAM SIZE	BOTTOM BAR		TOP BAR	STIRRUPS	REMARKS
		Straight	Curtailed (0.7L span)			
LB	230 x 300	2-12 Φ	----	2-12 Φ	8 Φ @ 150 c/c	LINTEL BEAM
SB	230 x 275	2-12 Φ	----	2-12 Φ	8 Φ @ 150 c/c	SILL BEAM

S.P.M. GIRLS HOSTEL, MATUNGA

TENDER DRAWING

***CONCRETE GRADE- M35**

EXPOSURE CONDITION = MODERATE

REFERENCE IS CODES

- IS 456-2000 - PLAIN AND REINFORCED CONCRETE.
- IS 800 - STEEL STRUCTURE.
- IS 1893-2002- EARTHQUAKE RESISTANT DESIGN OF STRUCTURE.
- IS 13920-1993- DUCTILE DETAILING OF REINFORCED CONCRETE STRUCTURES SUBJECTED TO SEISMIC FORCES CODE OF PRACTICE.
- XXXXXXXXXX - XXXXXXXXXXXXXXXXX

NOTES:

- DO NOT SCALE THE DRAWING, REFER FIGURED DIMENSIONS
- ANY DISCREPANCIES OR OMISSION OR CHANGES SHALL BE BROUGHT TO NOTICE PRIOR TO EXECUTION
- DO NOT CAST ANY R.C.C WORK UNLESS IT IS CHECKED AND CONFIRMED BY SITE ENGINEER.
- CONCRETE GRADE AS SPECIFIED.
- ALL STEEL IS TOR STEEL OF GRADE **Fe 500 N/mmSq.**
- S.B.C. OF SOIL ASSUMED IS **80 T/Sq.M.**
- COLUMNS AND FOOTINGS ARE DESIGNED **FOR -- BASEMENT + GROUND + 20 FLOORS ONLY.**
- DESIGN OF CENTRING, SHUTTERING, AND CONCRETE MIX IS CONTRACTOR / CLIENTS / SITE RESPONSIBILITY.
- LAPPING OR ANCHORAGE LENGTH

M20 TO M35		M40 & ABOVE	
BEAM	COLUMN	BEAM	COLUMN
60xDIA OF BAR	50xDIA OF BAR	45xDIA OF BAR	35xDIA OF BAR

- CLEAR COVER TO REINFORCEMENT
 - FOOTING
 - TOP & BOTTOM = 75m.m.
 - SIDE = 75m.m.
 - COLUMN = 50m.m.
 - SHEAR WALL LESS THAN 200 = 25m.m.
 - SHEAR WALL/COLUMN FOR 200 = 25m.m.
 - SHEAR WALL GREATER THAN 200 = 40m.m.
 - SLAB = 30m.m.
 - BEAM = 30m.m.
 - RETAINING WALLS = 50m.m.
 - WATER TANK WALLS = 50m.m.
 - LIFT PARDI = 25m.m.
- WE WILL NOT BE RESPONSIBLE FOR ANY LEGAL OR APPROVAL REGARDING THE APPROVED ARCHITECTURAL PLAN.

RO	12.04.2024	ORIGINAL DRAWING	GAJANAN ANIL
REV.NO.	DATE	DESCRIPTION FOR REVISION	DRAWN CHECKED

PURPOSE: SMA

DESIGN CONSULTANT & CONTRACTOR
ASSOCIATED ARCHIECTS, PUNE

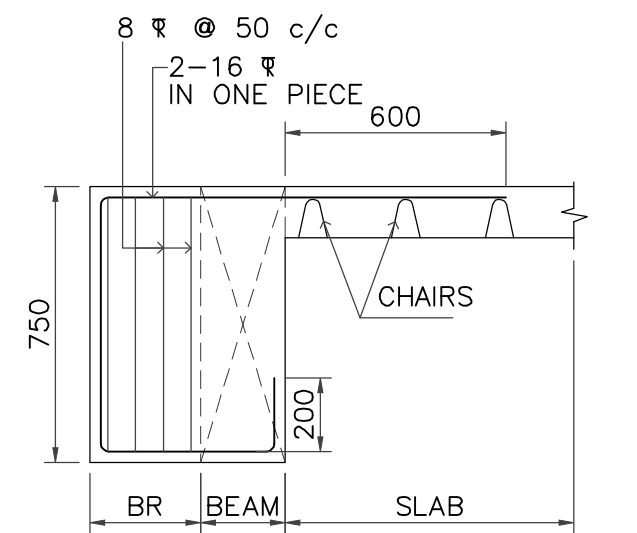
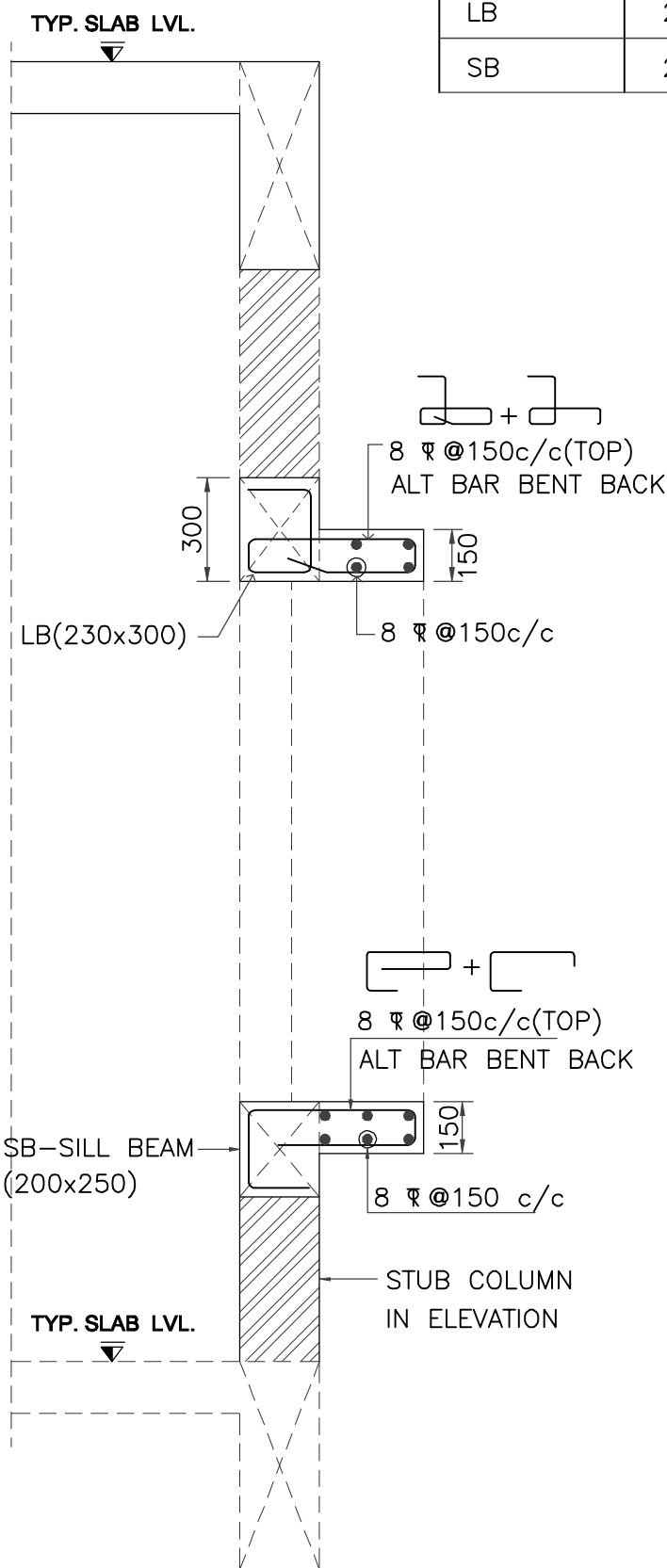
OWNER
SHIKSHAN PRASARAK MANDALI

PROJECT **PROPOSED REDEVELOPMENT (GIRL'S HOSTEL) , MATUNGA(E), MUMBAI - 400019 (F/N WARD)**

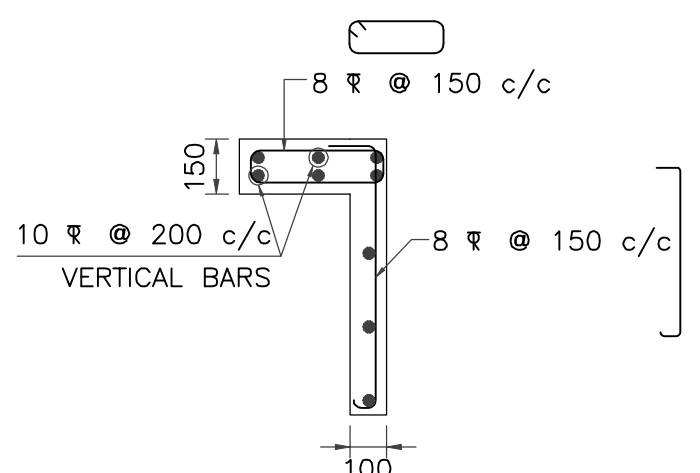
TITLE **STRUCTURAL LAYOUT & DETAILS OF 5th,7th,9th,11th,13th,17th,19th,21th SLAB AND BEAM**

DESIGN ANIL	JOB NO 5431/23	DRAWING NO STR-04	REVISION R0
DRAWN GAJANAN	DATE 12.04.2024	SHEET NO 3	

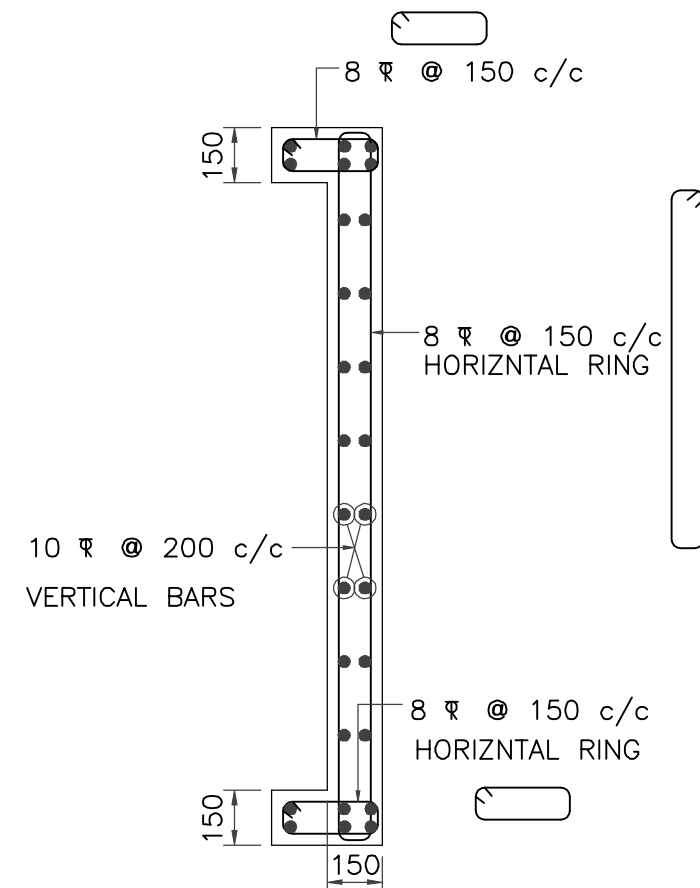
Sunil Mutalik & Associates
STRUCTURAL CONSULTANTS
1349/50, Shukrawar Peth, Arthship, 3rd Fl,
Bajirao Rd, Above Hotel Ganaraj, Pune:02 Ph
No.2447 6705,
2446 7302, 2449 7294, 2448 8712
email : sunil.mutalik@gmail.com



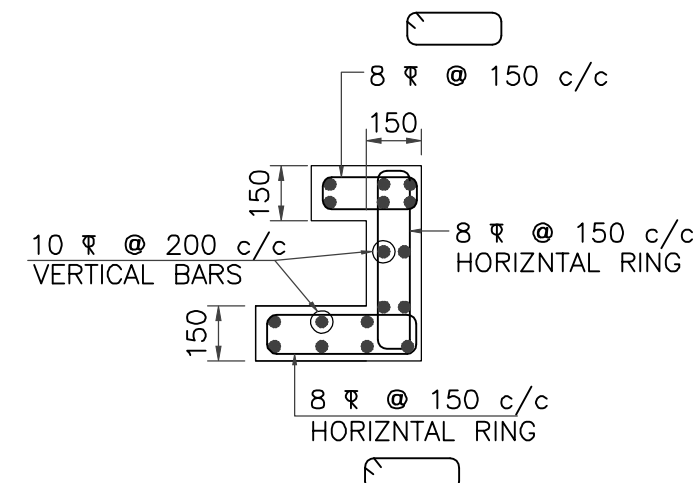
ELEVATION OF BEAM BR (230 x 750)



PLAN OF ELEVATIONAL BRACKET



PLAN OF ELEVATIONAL BRACKET



PLAN OF ELEVATIONAL BRACKET

*CONCRETE GRADE- M35

EXPOSURE CONDITION = MODERATE

REFERENCE IS CODES

- IS 456-2000 - PLAIN AND REINFORCED CONCRETE.
- IS 800 - STEEL STRUCTURE.
- IS 1893-2002- EARTHQUAKE RESISTANT DESIGN OF STRUCTURE.
- IS 13920-1993- DUCTILE DETAILING OF REINFORCED CONCRETE STRUCTURES SUBJECTED TO SEISMIC FORCES CODE OF PRACTICE.
- XXXXXXXXXX - XXXXXXXXXXXXXXXXX

NOTES:

- DO NOT SCALE THE DRAWING, REFER FIGURED DIMENSIONS
- ANY DISCREPANCIES OR OMISSION OR CHANGES SHALL BE BROUGHT TO NOTICE PRIOR TO EXECUTION
- DO NOT CAST ANY R.C.C WORK UNLESS IT IS CHECKED AND CONFIRMED BY SITE ENGINEER.
- CONCRETE GRADE AS SPECIFIED.
- ALL STEEL IS TOR STEEL OF GRADE Fe 500 N/mmSq.
- S.B.C. OF SOIL ASSUMED IS 80 T/Sq.M.
- COLUMNS AND FOOTINGS ARE DESIGNED FOR - BASEMENT + GROUND + 20 FLOORS ONLY.
- DESIGN OF CENTRING, SHUTTERING, AND CONCRETE MIX IS CONTRACTOR / CLIENTS / SITE RESPONSIBILITY.
- LAPPING OR ANCHORAGE LENGTH

M20 TO M35		M40 & ABOVE	
BEAM	COLUMN	BEAM	COLUMN
60xDIA OF BAR	50xDIA OF BAR	45xDIA OF BAR	35xDIA OF BAR

- CLEAR COVER TO REINFORCEMENT
 - FOOTING
 - TOP & BOTTOM = 75m.m.
 - SIDE = 75m.m.
 - COLUMN = 50m.m.
 - SHEAR WALL LESS THAN 200 = 25m.m.
 - SHEAR WALL/COLUMN FOR 200 = 25m.m.
 - SHEAR WALL GREATER THAN 200 = 40m.m.
 - SLAB = 30m.m.
 - BEAM = 30m.m.
 - RETAINING WALLS = 50m.m.
 - WATER TANK WALLS = 50m.m.
 - LIFT PARDI = 25m.m.
- 11) WE WILL NOT BE RESPONSIBLE FOR ANY LEGAL OR APPROVAL REGARDING THE APPROVED ARCHITECTURAL PLAN.

RO	12.04.2024	ORIGINAL DRAWING	GAJANAN ANIL
----	------------	------------------	--------------

REV.NO.	DATE	DESCRIPTION FOR REVISION	DRAWN	CHECKED

PURPOSE: SMA

DESIGN CONSULTANT & CONTRACTOR
ASSOCIATED ARCHIECTS, PUNE

OWNER
SHIKSHAN PRASARAK MANDALI

PROJECT PROPOSED REDEVELOPMENT (GIRL'S HOSTEL), MATUNGA(E), MUMBAI - 400019 (F/N WARD)

TITLE STRUCTURAL LAYOUT & DETAILS OF 4th,6th,10th,12th,14th,16th,18th,20th SLAB AND BEAM

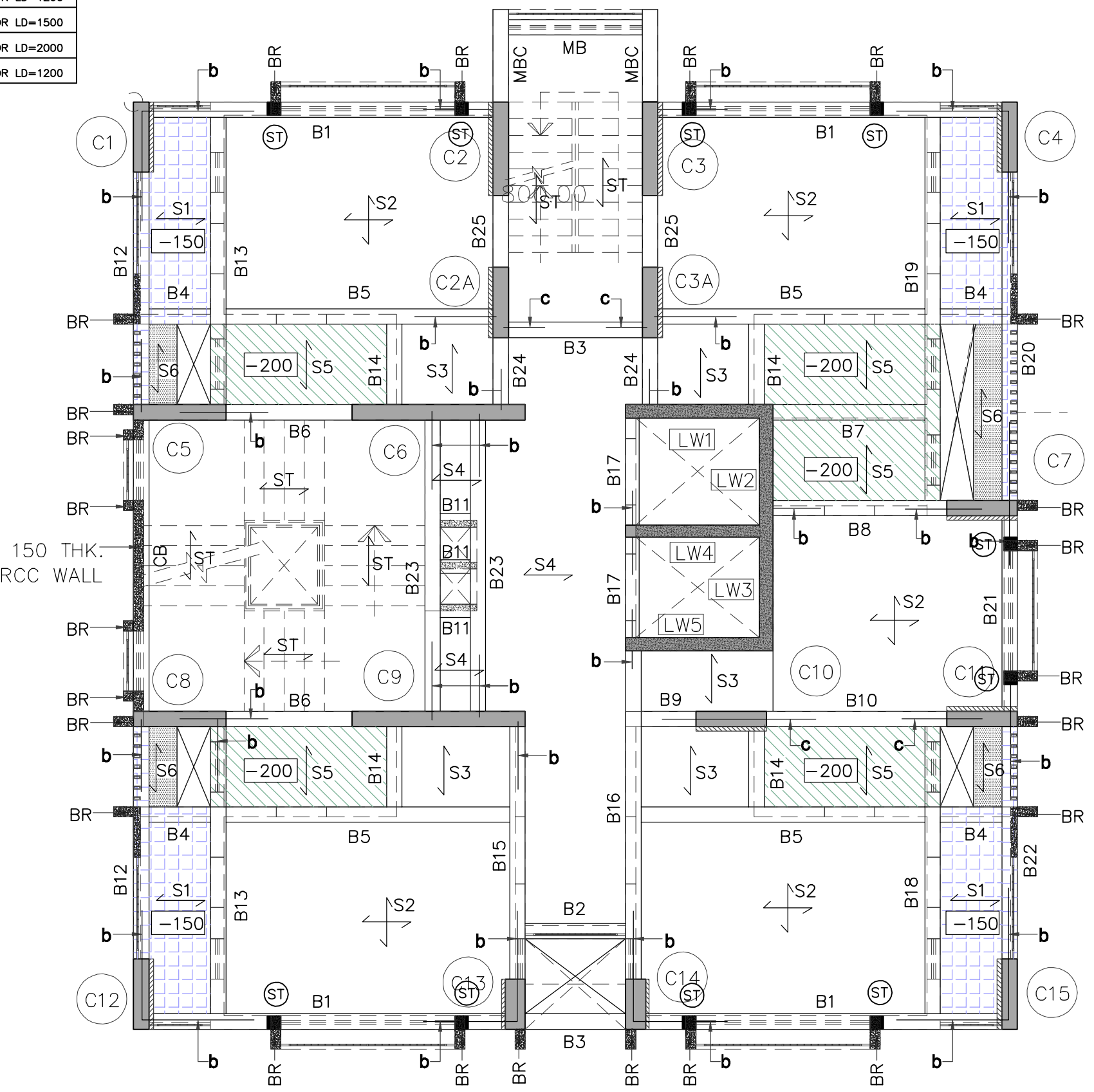
DESIGN ANIL	JOB NO 5431/23	DRAWING NO STR-05	REVISION R0
DRAWN GAJANAN	DATE 12.04.2024	SHEET NO 1	

Sunil Mutalik & Associates
STRUCTURAL CONSULTANTS
1349/50, Shukrawar Peth, Arthshilp, 3rd Fl,
Bajirao Rd, Above Hotel Ganaraj, Pune:02 Ph
No.2447 6705,
2446 7302, 2449 7294, 2448 8712
email: sunil.mutalik@gmail.com

EXTRA TOP BAR

BAR DIA	L/4 OR LD WHICHEVER IS GREATER AT BOTHSIDE FROM CENTRE OF SUPPORT		
a = 2-12	f = 3-12	n = 4-12	L/4 OR LD=750
b = 2-16	g = 3-16	o = 4-16	L/4 OR LD=1000
c = 2-20	h = 3-20	p = 4-20	L/4 OR LD=1200
d = 2-25	k = 3-25	q = 4-25	L/4 OR LD=1500
e = 2-32	m = 3-32	s = 4-32	L/4 OR LD=2000
	v = 5-20		L/4 OR LD=1200

STUB COLUMN FROM SLAB LVL. TO SILL LVL.
ST - 200 x 200
4-12
8 @ 150 c/c



LAYOUT OF 4th,6th,10th,12th,14th,16th,18th,20th SLAB AND BEAM
(3rd,5th,9th,11th,13th,15th,17th,19th FLOOR BOTTOM)
odd floor plan

SCHEDULE OF BEAMS

FOR ALL BEAM DEPTH GRATER THAN 700MM, PROVIDE 2-10 ∇ FACEBARS ON EACH FACE OF BEAM

BEAM NOS	BEAM SIZE	BOTTOM BARS		TOP BARS	STIRRUPS	REMARKS
		Straight	Curtailed (0.7L span)			
B1	230 x 750	2-16 ∇	2-12 ∇	2-16 ∇	8 ∇ @ 100 (12) 200 c/c	
B2	230 x 750	2-16 ∇	----	2-16 ∇	8 ∇ @ 100 c/c	
B3	230 x 750	2-20 ∇	----	2-16 ∇	8 ∇ @ 100 c/c	
B4	230 x 600	2-16 ∇	----	2-12 ∇	8 ∇ @ 100 c/c	TOP \odot -150 SUNK
B5, B15, B21	230 x 750	2-16 ∇	----	2-16 ∇	8 ∇ @ 100 (12) 200 c/c	
B6	230 x 750	2-20 ∇ + 2-20 ∇ +	----	2-20 ∇ + 2-20 ∇ +	10 ∇ @ 150 c/c	
B7	230 x 550	2-16 ∇	----	2-16 ∇	8 ∇ @ 100 c/c	TOP \odot -200 SUNK
B8	230 x 750	2-16 ∇	----	2-16 ∇	8 ∇ @ 100 c/c	
B9	230 x 750	2-20 ∇	----	2-16 ∇	8 ∇ @ 100 c/c	
B10	230 x 750	2-20 ∇	----	2-16 ∇	10 ∇ @ 100 c/c	
B11	150 x 750	2-12 ∇	----	2-12 ∇	8 ∇ @ 150 c/c	
B12, B22	230 x 600	2-16 ∇	----	2-16 ∇	8 ∇ @ 100 (12) 200 c/c	TOP \odot -150 SUNK
B13, B18	230 x 750/550	2-16 ∇	2-12 ∇	2-16 ∇	8 ∇ @ 100 (12) 200 c/c	PARTLY SUNK
B14	230 x 750	2-16 ∇	----	2-16 ∇	10 ∇ @ 100 c/c	
B16	230 x 600	2-16 ∇	2-16 ∇	2-16 ∇	10 ∇ @ 100 c/c	
B17	150 x 600	2-20 ∇	----	2-16 ∇	8 ∇ @ 100 c/c	
B19	230 x 750/550	2-20 ∇	2-16 ∇	2-16 ∇	8 ∇ @ 100 (12) 200 c/c	PARTLY SUNK
B20	230 x 600	2-16 ∇	2-12 ∇	2-16 ∇	8 ∇ @ 100 (12) 200 c/c	TOP \odot -150 SUNK
B23	230 x 750	2-16 ∇	2-12 ∇	2-16 ∇	8 ∇ @ 100 (12) 200 c/c	
CB	150 x 750	2-20 ∇	----	2-20 ∇	8 ∇ @ 100 (12) 200 c/c	CRANKED BEAM
B24, B25	230 x 750	2-16 ∇	----	2-16 ∇	8 ∇ @ 100 c/c	
MB	230 x 750	2-16 ∇	----	2-16 ∇	8 ∇ @ 100 c/c	
MBC	230 x 750	2-20 ∇	----	2-16 ∇ + 2-16 ∇	8 ∇ @ 100 c/c	CANTILEVER \odot MIDLANDING

SCHEDULE OF SLABS

ALT. BAR BENT UP AT L/5 AND EXTENDED BY L/4 IN ADJACENT SPAN

SLAB NOS.	THICKNESS	SHORT BARS	LONG BARS	REMARKS
S1	140	8 ∇ @ 150 c/c	8 ∇ @ 175 c/c	ONE WAY \odot -150 SUNK
S2	140	8 ∇ @ 150 c/c	8 ∇ @ 175 c/c	TWO WAY
S3, S4	140	8 ∇ @ 150 c/c	8 ∇ @ 175 c/c	ONE WAY
S5	140	8 ∇ @ 150 c/c	8 ∇ @ 175 c/c	ONE WAY \odot -200 SUNK
ST	150	8 ∇ @ 150 c/c	12 ∇ @ 150 c/c	STAIRCASE SLAB
S6	125	8 ∇ @ 150 c/c	8 ∇ @ 175 c/c	ONE WAY SLAB AT BEAM BOTTOM

S.P.M. GIRLS HOSTEL, MATUNGA

TENDER DRAWING

***CONCRETE GRADE- M35**

EXPOSURE CONDITION = MODERATE

REFERENCE IS CODES

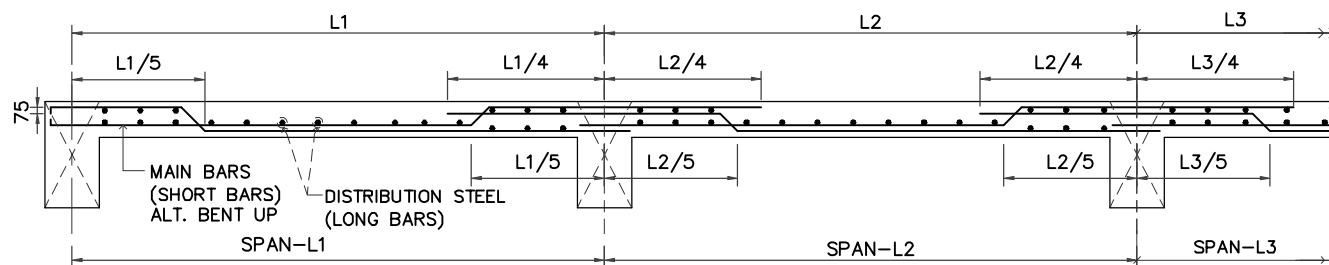
- IS 456-2000 - PLAIN AND REINFORCED CONCRETE.
- IS 800 - STEEL STRUCTURE.
- IS 1893-2002- EARTHQUAKE RESISTANT DESIGN OF STRUCTURE.
- IS 13920-1993- DUCTILE DETAILING OF REINFORCED CONCRETE STRUCTURES SUBJECTED TO SEISMIC FORCES CODE OF PRACTICE.
- XXXXXXXXXX - XXXXXXXXXXXXXXXXX

NOTES:

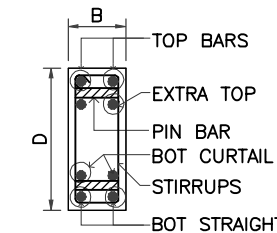
- DO NOT SCALE THE DRAWING, REFER FIGURED DIMENSIONS
- ANY DESCRIPANCIES OR OMISSION OR CHANGES SHALL BE BROUGHT TO NOTICE PRIOR TO EXECUTION
- DO NOT CAST ANY R.C.C WORK UNLESS IT IS CHECKED AND CONFIRMED BY SITE ENGINEER.
- CONCRETE GRADE AS SPECIFIED.
- ALL STEEL IS TOR STEEL OF GRADE **Fe 500 N/mmSq.**
- S.B.C. OF SOIL ASSUMED IS **80 T/Sq.M.**
- COLUMNS AND FOOTINGS ARE DESIGNED **FOR -- BASEMENT + GROUND + 20 FLOORS ONLY.**
- DESIGN OF CENTRING, SHUTTERING, AND CONCRETE MIX IS CONTRACTOR / CLIENTS / SITE RESPONSIBILITY.
- LAPPING OR ANCHORAGE LENGTH

M20 TO M35		M40 & ABOVE	
BEAM	COLUMN	BEAM	COLUMN
60xDIA OF BAR	50xDIA OF BAR	45xDIA OF BAR	35xDIA OF BAR

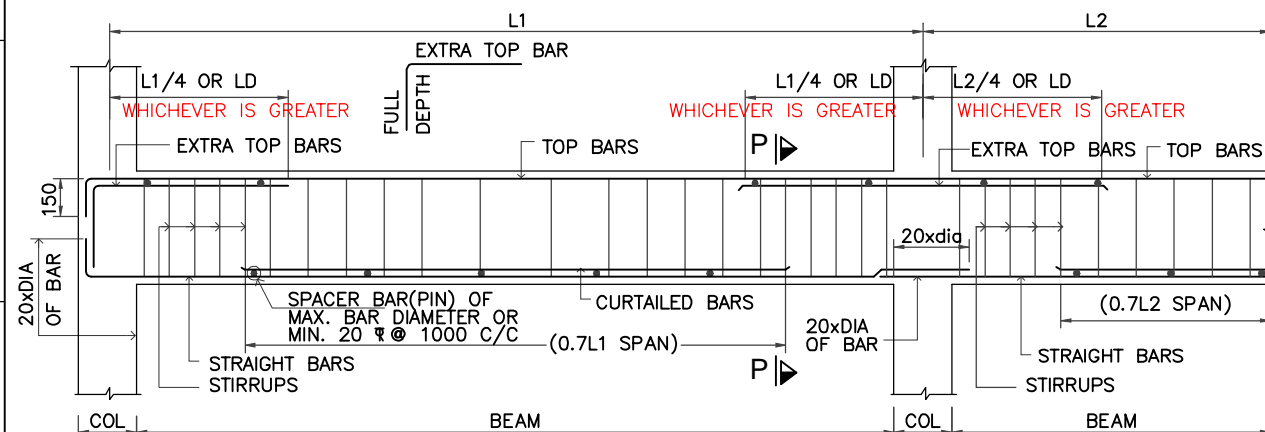
- CLEAR COVER TO REINFORCEMENT
 - FOOTING
 - TOP & BOTTOM = 75m.m.
 - SIDE = 75m.m.
 - COLUMN = 50m.m.
 - SHEAR WALL LESS THAN 200 = 25m.m.
 - SHEAR WALL/COLUMN FOR 200 = 25m.m.
 - SHEAR WALL GREATER THAN 200 = 40m.m.
 - SLAB = 30m.m.
 - BEAM = 30m.m.
 - RETAINING WALLS = 50m.m.
 - WATER TANK WALLS = 50m.m.
 - LIFT PARDI = 25m.m.
- WE WILL NOT BE RESPONSIBLE FOR ANY LEGAL OR APPROVAL REGARDING THE APPROVED ARCHITECTURAL PLAN.



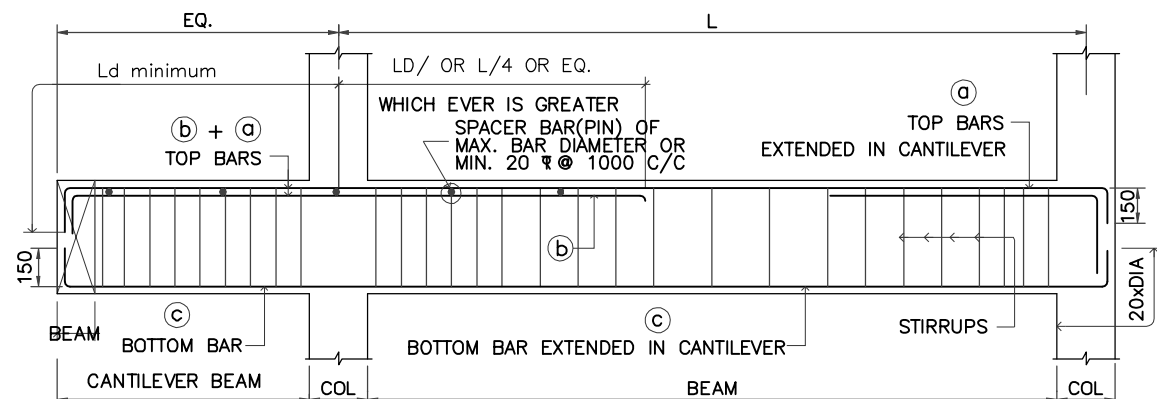
TYP. REINFORCEMENT DETAIL OF SLAB



SECTION AT P - P



TYP REINFORCEMENT DETAILS OF CONTINUOUS BEAM



TYP. REINFORCEMENT DETAILS OF CANTILEVER BEAM

RO	12.04.2024	ORIGINAL DRAWING	GAJANAN ANIL
REV.NO.	DATE	DESCRIPTION FOR REVISION	DRAWN CHECKED

PURPOSE: SMA

DESIGN CONSULTANT & CONTRACTOR
ASSOCIATED ARCHIECTS, PUNE

OWNER
SHIKSHAN PRASARAK MANDALI

PROJECT **PROPOSED REDEVELOPMENT (GIRL'S HOSTEL) , MATUNGA(E), MUMBAI - 400019 (F/N WARD)**

TITLE **STRUCTURAL LAYOUT & DETAILS OF 4th,6th,10th,12th,14th,16th,18th,20th SLAB AND BEAM**

DESIGN ANIL	JOB NO 5431/23	DRAWING NO STR-05	REVISION R0
DRAWN GAJANAN	DATE 12.04.2024	SHEET NO 2	

Sunil Mutalik & Associates
STRUCTURAL CONSULTANTS
1349/50, Shukrawar Peth, Arthshilp, 3rd Fl, Bajirao Rd, Above Hotel Ganaraj, Pune:02 Ph No.2447 6705, 2446 7302, 2449 7294, 2448 8712
email: sunilmutalik@gmail.com

SCHEDULE OF BEAMS

BEAM NOS.	BEAM SIZE	BOTTOM BAR		TOP BAR	STIRRUPS	REMARKS
		Straight	Curtailed (0.7L span)			
LB	230 x 300	2-12 Φ	----	2-12 Φ	8 Φ @ 150 c/c	LINTEL BEAM
SB	230 x 275	2-12 Φ	----	2-12 Φ	8 Φ @ 150 c/c	SILL BEAM

S.P.M. GIRLS HOSTEL, MATUNGA

TENDER DRAWING

***CONCRETE GRADE- M35**

EXPOSURE CONDITION = MODERATE

REFERENCE IS CODES

- IS 456-2000 - PLAIN AND REINFORCED CONCRETE.
- IS 800 - STEEL STRUCTURE.
- IS 1893-2002- EARTHQUAKE RESISTANT DESIGN OF STRUCTURE.
- IS 13920-1993- DUCTILE DETAILING OF REINFORCED CONCRETE STRUCTURES SUBJECTED TO SEISMIC FORCES CODE OF PRACTICE.
- XXXXXXXXXX - XXXXXXXXXXXXXXXXX

NOTES:

- DO NOT SCALE THE DRAWING, REFER FIGURED DIMENSIONS
- ANY DISCREPANCIES OR OMISSION OR CHANGES SHALL BE BROUGHT TO NOTICE PRIOR TO EXECUTION
- DO NOT CAST ANY R.C.C WORK UNLESS IT IS CHECKED AND CONFIRMED BY SITE ENGINEER.
- CONCRETE GRADE AS SPECIFIED.
- ALL STEEL IS TOR STEEL OF GRADE **Fe 500 N/mmSq.**
- S.B.C. OF SOIL ASSUMED IS **80 T/Sq.M.**
- COLUMNS AND FOOTINGS ARE DESIGNED **FOR -- BASEMENT + GROUND + 20 FLOORS ONLY.**
- DESIGN OF CENTRING, SHUTTERING, AND CONCRETE MIX IS CONTRACTOR / CLIENTS / SITE RESPONSIBILITY.
- LAPPING OR ANCHORAGE LENGTH

M20 TO M35		M40 & ABOVE	
BEAM	COLUMN	BEAM	COLUMN
60xDIA OF BAR	50xDIA OF BAR	45xDIA OF BAR	35xDIA OF BAR

- CLEAR COVER TO REINFORCEMENT
 - FOOTING
 - TOP & BOTTOM = 75m.m.
 - SIDE = 75m.m.
 - COLUMN = 50m.m.
 - SHEAR WALL LESS THAN 200 = 25m.m.
 - SHEAR WALL/COLUMN FOR 200 = 25m.m.
 - SHEAR WALL GREATER THAN 200 = 40m.m.
 - SLAB = 30m.m.
 - BEAM = 30m.m.
 - RETAINING WALLS = 50m.m.
 - WATER TANK WALLS = 50m.m.
 - LIFT PARDI = 25m.m.
- WE WILL NOT BE RESPONSIBLE FOR ANY LEGAL OR APPROVAL REGARDING THE APPROVED ARCHITECTURAL PLAN.

RO	12.04.2024	ORIGINAL DRAWING	GAJANAN ANIL
REV.NO.	DATE	DESCRIPTION FOR REVISION	DRAWN CHECKED

PURPOSE: SMA

DESIGN CONSULTANT & CONTRACTOR
ASSOCIATED ARCHIECTS, PUNE

OWNER
SHIKSHAN PRASARAK MANDALI

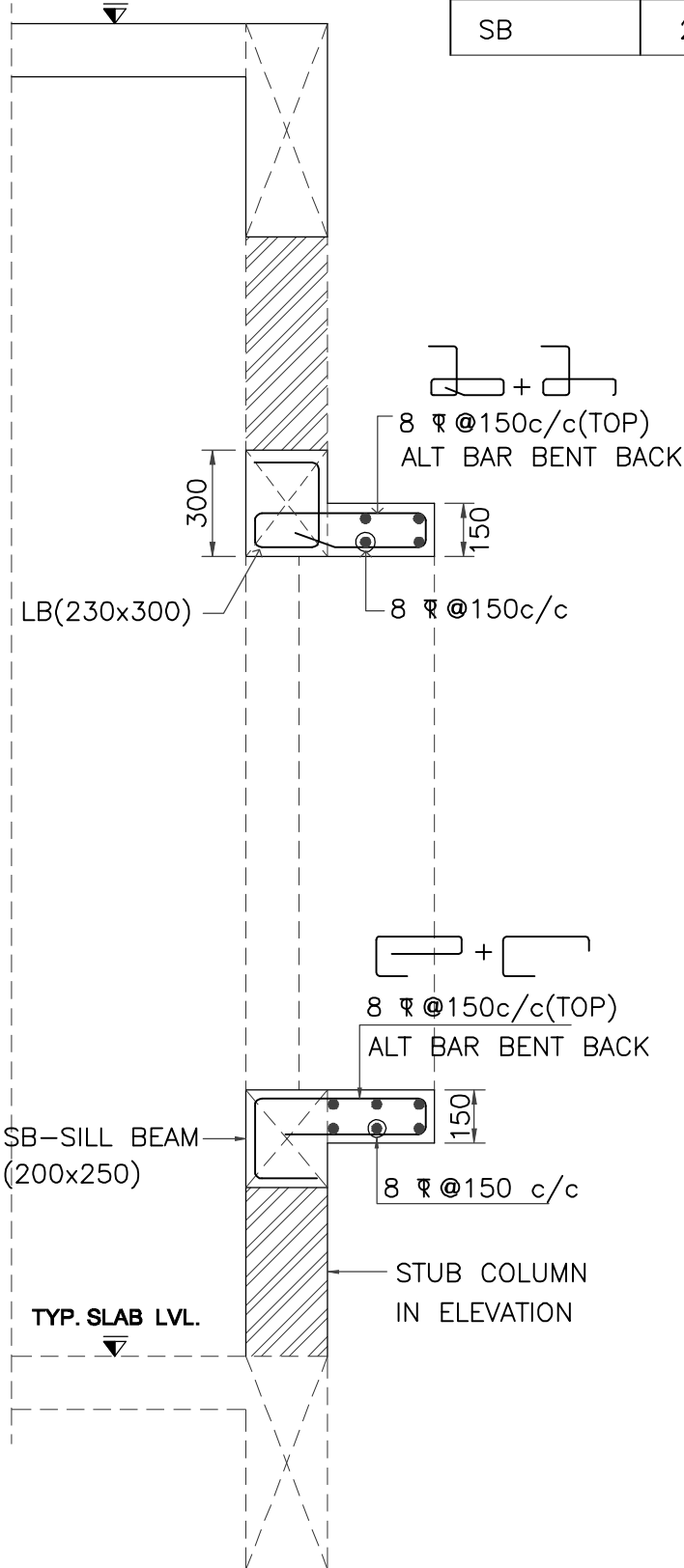
PROJECT **PROPOSED REDEVELOPMENT (GIRL'S HOSTEL) , MATUNGA(E), MUMBAI - 400019 (F/N WARD)**

TITLE **STRUCTURAL LAYOUT & DETAILS OF 4th,6th,10th,12th,14th,16th,18th,20th SLAB AND BEAM**

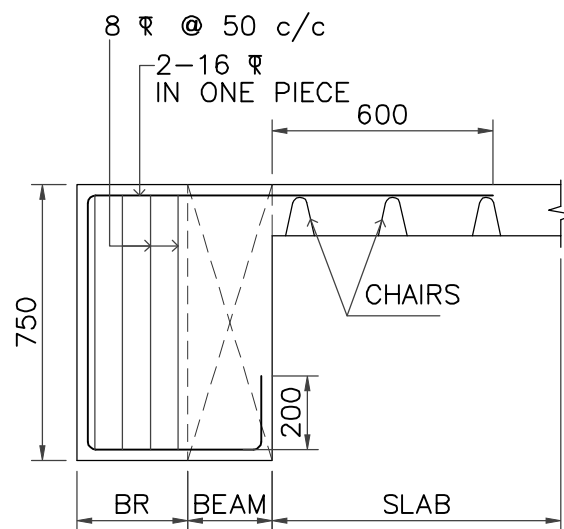
DESIGN ANIL	JOB NO 5431/23	DRAWING NO STR-05	REVISION R0
DRAWN GAJANAN	DATE 12.04.2024	SHEET NO 3	

Sunil Mutalik & Associates
STRUCTURAL CONSULTANTS
1349/50, Shukrawar Peth, Arthship, 3rd Fl,
Bajirao Rd, Above Hotel Ganaraj, Pune:02 Ph
No.2447 6705,
2446 7302, 2449 7294, 2448 8712
email : sunil.mutalik@gmail.com

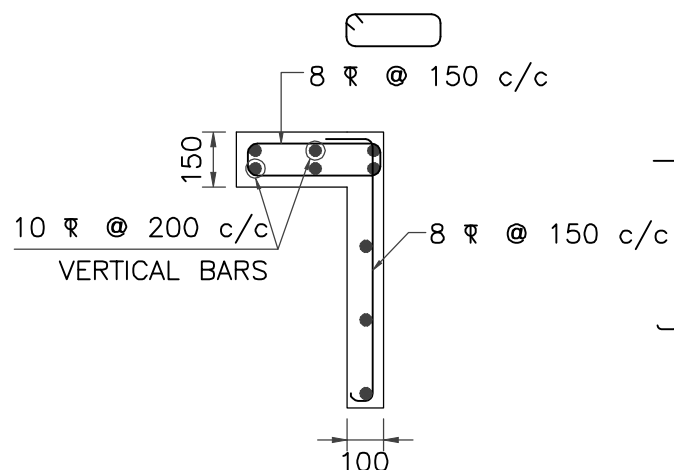
TYP. SLAB LVL.



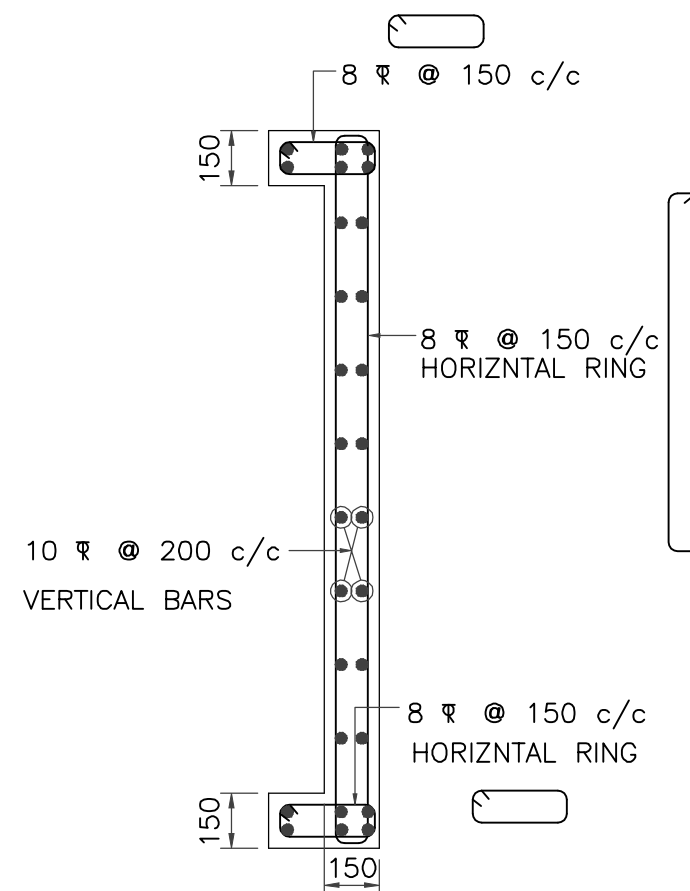
DETAILS OF LINTEL & SILL LVL CHAJJA



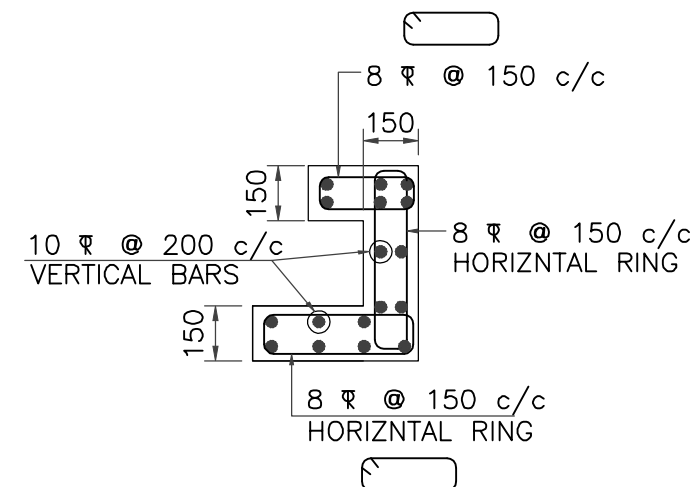
ELEVATION OF BEAM BR (230 x 750)



PLAN OF ELEVATIONAL BRACKET



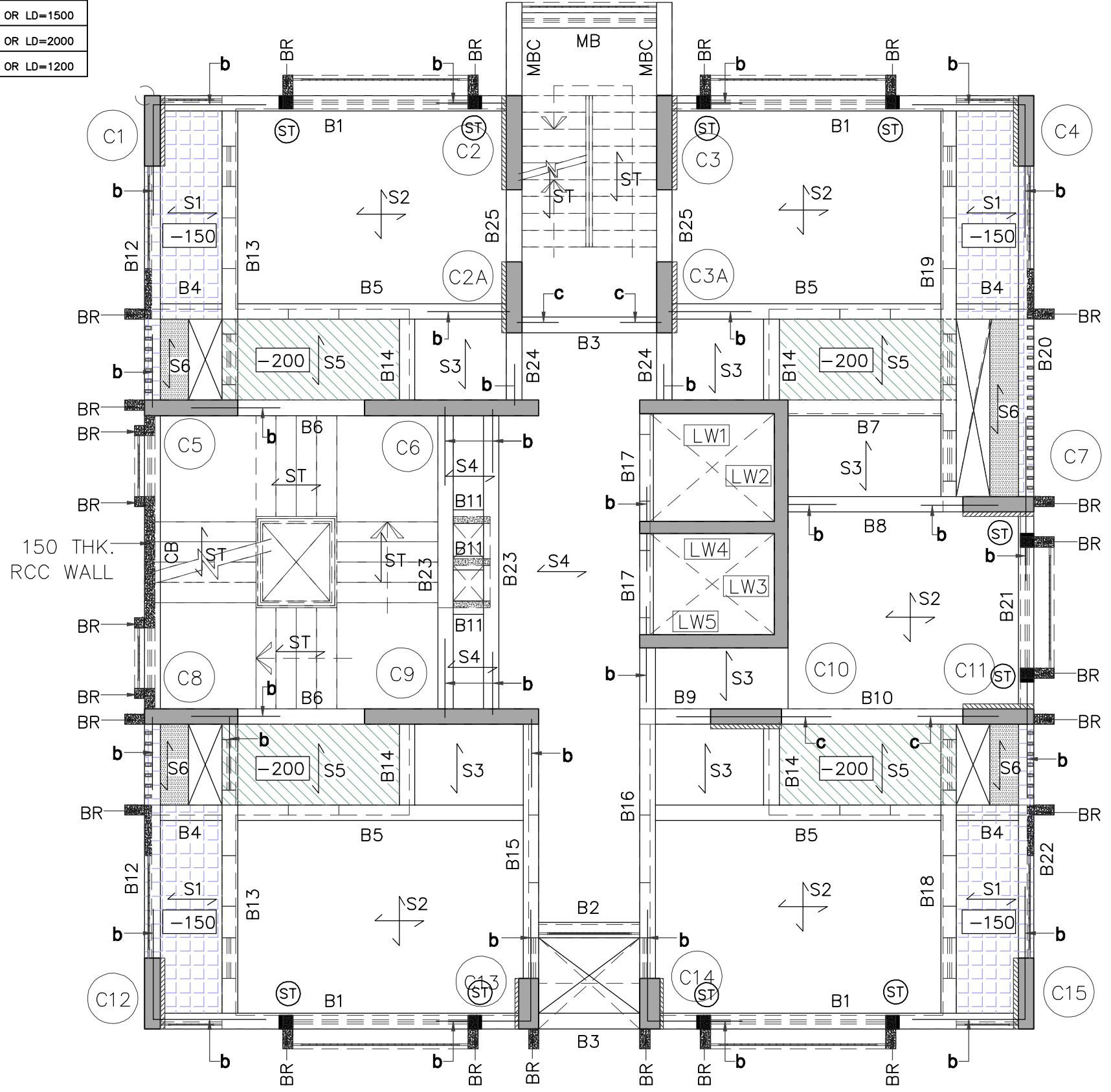
PLAN OF ELEVATIONAL BRACKET



PLAN OF ELEVATIONAL BRACKET

EXTRA TOP BAR			
BAR DIA	L/4 OR LD WHICHEVER IS GREATER AT BOTHSIDE FROM CENTRE OF SUPPORT		
a = 2-12	f = 3-12	n = 4-12	L/4 OR LD=750
b = 2-16	g = 3-16	o = 4-16	L/4 OR LD=1000
c = 2-20	h = 3-20	p = 4-20	L/4 OR LD=1200
d = 2-25	k = 3-25	q = 4-25	L/4 OR LD=1500
e = 2-32	m = 3-32	s = 4-32	L/4 OR LD=2000
		v = 5-20	L/4 OR LD=1200

STUB COLUMN FROM SLAB LVL. TO SILL LVL.
 ST - 200 x 200
 4-12
 8 @ 150 c/c



LAYOUT OF 5th,7th,9th,11th,13th,17th,19th,21th SLAB AND BEAM
(4th,6th,8th,10th,12th,16th,18th,20th FLOOR BOTTOM)
 even floor plan

FLOOR	LEVEL
21st Fl.	12.80
20th Fl.	12.30
19th Fl.	11.80
18th Fl.	11.30
17th Fl.	10.80
16th Fl.	10.30
15th Fl.	9.80
14th Fl.	9.30
13th Fl.	8.80
12th Fl.	8.30
11th Fl.	7.80
10th Fl.	7.30
9th Fl.	6.80
8th Fl.	6.30
7th Fl.	5.80
6th Fl.	5.30
5th Fl.	4.80
4th Fl.	4.30
3rd Fl.	3.80
2nd Fl.	3.30
1st Fl.	2.80
Ground	2.30

S.P.M. GIRLS HOSTEL, MATUNGA

TENDER DRAWING

***CONCRETE GRADE- M35**

EXPOSURE CONDITION = MODERATE

REFERENCE IS CODES

- IS 456-2000 - PLAIN AND REINFORCED CONCRETE.
- IS 800 - STEEL STRUCTURE.
- IS 1893-2002- EARTHQUAKE RESISTANT DESIGN OF STRUCTURE.
- IS 13920-1993- DUCTILE DETAILING OF REINFORCED CONCRETE STRUCTURES SUBJECTED TO SEISMIC FORCES CODE OF PRACTICE.
- XXXXXXXXXX - XXXXXXXXXXXXXXXXX

NOTES:

- DO NOT SCALE THE DRAWING, REFER FIGURED DIMENSIONS
- ANY DISCREPANCIES OR OMISSION OR CHANGES SHALL BE BROUGHT TO NOTICE PRIOR TO EXECUTION
- DO NOT CAST ANY R.C.C WORK UNLESS IT IS CHECKED AND CONFIRMED BY SITE ENGINEER.
- CONCRETE GRADE AS SPECIFIED.
- ALL STEEL IS TOR STEEL OF GRADE Fe 500 N/mmSq.
- S.B.C. OF SOIL ASSUMED IS 80 T/Sq.M.
- COLUMNS AND FOOTINGS ARE DESIGNED FOR - BASEMENT + GROUND + 20 FLOORS ONLY.
- DESIGN OF CENTRING, SHUTTERING, AND CONCRETE MIX IS CONTRACTOR / CLIENTS / SITE RESPONSIBILITY.
- LAPPING OR ANCHORAGE LENGTH

M20 TO M35		M40 & ABOVE	
BEAM	COLUMN	BEAM	COLUMN
60xDIA OF BAR	50xDIA OF BAR	45xDIA OF BAR	35xDIA OF BAR

- CLEAR COVER TO REINFORCEMENT
 - FOOTING
 - TOP & BOTTOM = 75m.m.
 - SIDE = 75m.m.
 - COLUMN = 50m.m.
- SHEAR WALL LESS THAN 200 = 25m.m.
- SHEAR WALL/COLUMN FOR 200 = 25m.m.
- SHEAR WALL GREATER THAN 200 = 40m.m.
- SLAB = 30m.m.
- BEAM = 30m.m.
- RETAINING WALLS = 50m.m.
- WATER TANK WALLS = 50m.m.
- LIFT PARDI = 25m.m.

11) WE WILL NOT BE RESPONSIBLE FOR ANY LEGAL OR APPROVAL REGARDING THE APPROVED ARCHITECTURAL PLAN.

RO	12.04.2024	ORIGINAL DRAWING	GAJANAN ANIL
REV.NO.	DATE	DESCRIPTION FOR REVISION	DRAWN CHECKED

PURPOSE: SMA

DESIGN CONSULTANT & CONTRACTOR
ASSOCIATED ARCHIECTS, PUNE

OWNER
SHIKSHAN PRASARAK MANDALI

PROJECT PROPOSED REDEVELOPMENT (GIRL'S HOSTEL), MATUNGA(E), MUMBAI - 400019 (F/N WARD)

TITLE STRUCTURAL LAYOUT & DETAILS OF 5th,7th,9th,11th,13th,17th,19th,21th SLAB AND BEAM

DESIGN ANIL	JOB NO 5431/23	DRAWING NO STR-06	REVISION
DRAWN GAJANAN	DATE 12.04.2024	SHEET NO 1	R0

Sunil Mutalik & Associates
 STRUCTURAL CONSULTANTS
 1349/50, Shukrawar Peth, Arthshilp, 3rd Fl,
 Bajirao Rd, Above Hotel Ganaraj, Pune:02 Ph
 No.2447 6705,
 2446 7302, 2449 7294, 2448 8712
 email : sunil.mutalik@gmail.com

SCHEDULE OF BEAMS

FOR ALL BEAM DEPTH GRATER THAN 700MM, PROVIDE 2-10 ∇ FACEBARS ON EACH FACE OF BEAM

BEAM NOS	BEAM SIZE	BOTTOM BARS		TOP BARS	STIRRUPS	REMARKS
		Straight	Curtailed (0.7L span)			
B1	230 x 750	2-16 ∇	2-12 ∇	2-16 ∇	8 ∇ @ 100 (12) 200 c/c	
B2	230 x 750	2-16 ∇	----	2-16 ∇	8 ∇ @ 100 c/c	
B3	230 x 750	2-20 ∇	----	2-16 ∇	8 ∇ @ 100 c/c	
B4	230 x 600	2-16 ∇	----	2-12 ∇	8 ∇ @ 100 c/c	TOP @ -150 SUNK
B5, B15, B21	230 x 750	2-16 ∇	----	2-16 ∇	8 ∇ @ 100 (12) 200 c/c	
B6	230 x 750	2-20 ∇ + 2-20 ∇ +	----	2-20 ∇ + 2-20 ∇ +	10 ∇ @ 150 c/c	
B7	230 x 750	2-16 ∇	----	2-16 ∇	8 ∇ @ 100 c/c	
B8	230 x 750	2-16 ∇	----	2-16 ∇	8 ∇ @ 100 c/c	
B9	230 x 750	2-20 ∇	----	2-16 ∇	8 ∇ @ 100 c/c	
B10	230 x 750	2-20 ∇	----	2-16 ∇	10 ∇ @ 100 c/c	
B11	150 x 750	2-12 ∇	----	2-12 ∇	8 ∇ @ 150 c/c	
B12, B22	230 x 600	2-16 ∇	----	2-16 ∇	8 ∇ @ 100 (12) 200 c/c	TOP @ -150 SUNK
B13, B18	230 x 750/550	2-16 ∇	2-12 ∇	2-16 ∇	8 ∇ @ 100 (12) 200 c/c	PARTLY SUNK
B14	230 x 750	2-16 ∇	----	2-16 ∇	10 ∇ @ 100 c/c	
B16	230 x 600	2-16 ∇	2-16 ∇	2-16 ∇	10 ∇ @ 100 c/c	
B17	150 x 600	2-20 ∇	----	2-16 ∇	8 ∇ @ 100 c/c	
B19	230 x 750/550	2-20 ∇	2-16 ∇	2-16 ∇	8 ∇ @ 100 (12) 200 c/c	PARTLY SUNK
B20	230 x 600	2-16 ∇	2-12 ∇	2-16 ∇	8 ∇ @ 100 (12) 200 c/c	TOP @ -150 SUNK
B23	230 x 750	2-16 ∇	2-12 ∇	2-16 ∇	8 ∇ @ 100 (12) 200 c/c	
CB	150 x 750	2-20 ∇	----	2-20 ∇	8 ∇ @ 100 (12) 200 c/c	CRANKED BEAM
B24, B25	230 x 750	2-16 ∇	----	2-16 ∇	8 ∇ @ 100 c/c	
MB	230 x 750	2-16 ∇	----	2-16 ∇	8 ∇ @ 100 c/c	
MBC	230 x 750	2-20 ∇	----	2-16 ∇ + 2-16 ∇	8 ∇ @ 100 c/c	CANTILEVER @ MIDLANDING

SCHEDULE OF SLABS

ALT. BAR BENT UP AT L/5 AND EXTENDED BY L/4 IN ADJACENT SPAN

SLAB NOS.	THICKNESS	SHORT BARS	LONG BARS	REMARKS
S1	140	8 ∇ @ 150 c/c	8 ∇ @ 175 c/c	ONE WAY @ -150 SUNK
S2	140	8 ∇ @ 150 c/c	8 ∇ @ 175 c/c	TWO WAY
S3, S4	140	8 ∇ @ 150 c/c	8 ∇ @ 175 c/c	ONE WAY
S5	140	8 ∇ @ 150 c/c	8 ∇ @ 175 c/c	ONE WAY @ -200 SUNK
ST	150	8 ∇ @ 150 c/c	12 ∇ @ 150 c/c	STAIRCASE SLAB
S6	125	8 ∇ @ 150 c/c	8 ∇ @ 175 c/c	ONE WAY SLAB AT BEAM BOTTOM

S.P.M. GIRLS HOSTEL, MATUNGA

TENDER DRAWING

***CONCRETE GRADE- M35**

EXPOSURE CONDITION = MODERATE

REFERENCE IS CODES

- IS 456-2000 - PLAIN AND REINFORCED CONCRETE.
- IS 800 - STEEL STRUCTURE.
- IS 1893-2002- EARTHQUAKE RESISTANT DESIGN OF STRUCTURE.
- IS 13920-1993- DUCTILE DETAILING OF REINFORCED CONCRETE STRUCTURES SUBJECTED TO SEISMIC FORCES CODE OF PRACTICE.
- XXXXXXXXXX - XXXXXXXXXXXXXXXX

NOTES:

- DO NOT SCALE THE DRAWING, REFER FIGURED DIMENSIONS
- ANY DESCRIPANCIES OR OMISSION OR CHANGES SHALL BE BROUGHT TO NOTICE PRIOR TO EXECUTION
- DO NOT CAST ANY R.C.C WORK UNLESS IT IS CHECKED AND CONFIRMED BY SITE ENGINEER.
- CONCRETE GRADE AS SPECIFIED.
- ALL STEEL IS TOR STEEL OF GRADE **Fe 500 N/mmSq.**
- S.B.C. OF SOIL ASSUMED IS **80 T/Sq.M.**
- COLUMNS AND FOOTINGS ARE DESIGNED **FOR -- BASEMENT + GROUND + 20 FLOORS ONLY.**
- DESIGN OF CENTRING, SHUTTERING, AND CONCRETE MIX IS CONTRACTOR / CLIENTS / SITE RESPONSIBILITY.
- LAPPING OR ANCHORAGE LENGTH

M20 TO M35		M40 & ABOVE	
BEAM	COLUMN	BEAM	COLUMN
60xDIA OF BAR	50xDIA OF BAR	45xDIA OF BAR	35xDIA OF BAR

10) CLEAR COVER TO REINFORCEMENT

- FOOTING
 - TOP & BOTTOM = 75m.m.
 - SIDE = 75m.m.
- COLUMN = 50m.m.
- SHEAR WALL LESS THAN 200 = 25m.m.
- SHEAR WALL/COLUMN FOR 200 = 25m.m.
- SHEAR WALL GREATER THAN 200 = 40m.m.
- SLAB = 30m.m.
- BEAM = 30m.m.
- RETAINING WALLS = 50m.m.
- WATER TANK WALLS = 50m.m.
- LIFT PARDI = 25m.m.

11) WE WILL NOT BE RESPONSIBLE FOR ANY LEGAL OR APPROVAL REGARDING THE APPROVED ARCHITECTURAL PLAN.

RO	12.04.2024	ORIGINAL DRAWING	GAJANAN ANIL
REV.NO.	DATE	DESCRIPTION FOR REVISION	DRAWN CHECKED

PURPOSE: SMA

DESIGN CONSULTANT & CONTRACTOR
ASSOCIATED ARCHIECTS, PUNE

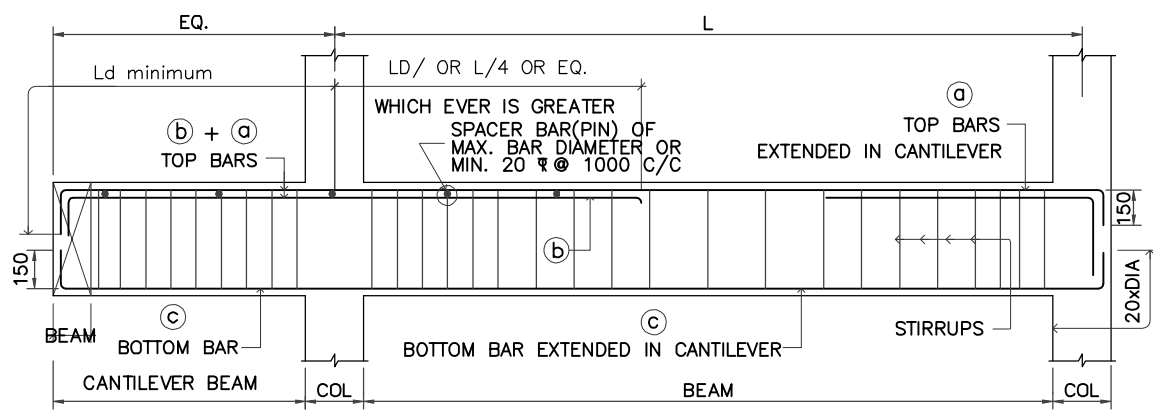
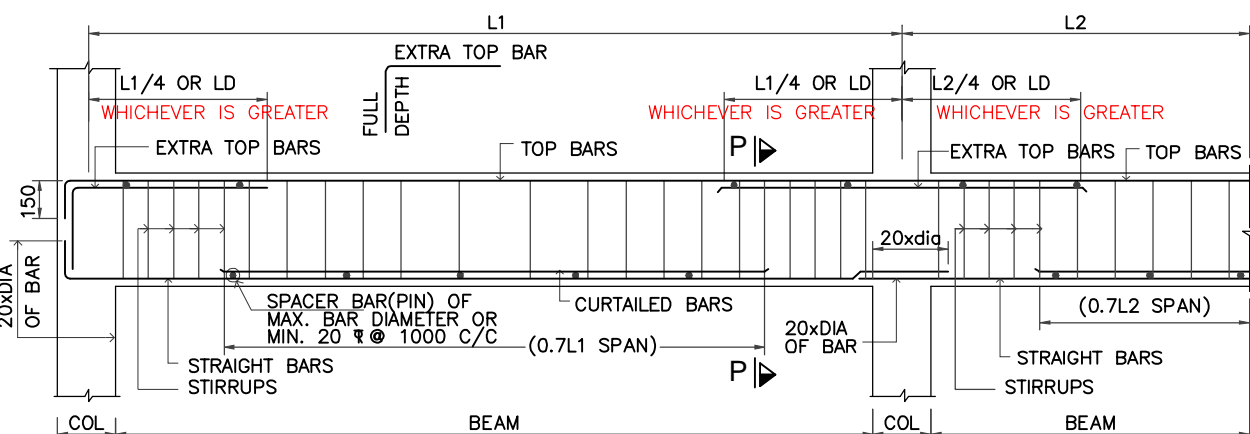
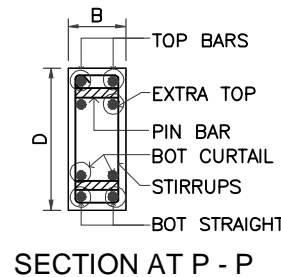
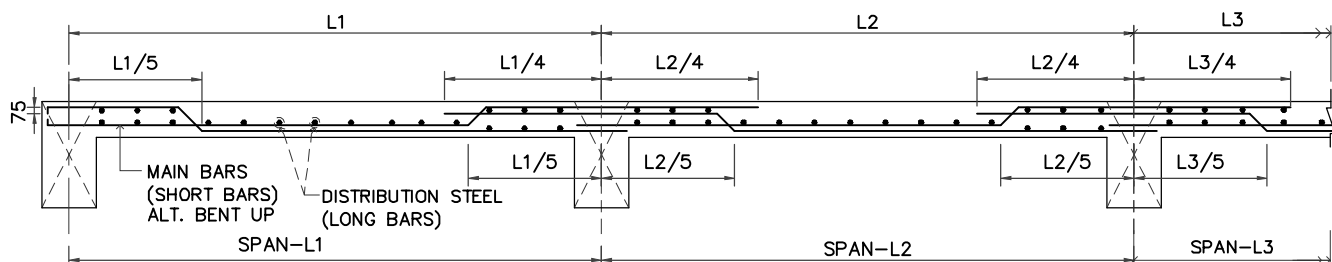
OWNER
SHIKSHAN PRASARAK MANDALI

PROJECT **PROPOSED REDEVELOPMENT (GIRL'S HOSTEL) , MATUNGA(E), MUMBAI - 400019 (F/N WARD)**

TITLE **STRUCTURAL LAYOUT & DETAILS OF 5th,7th,9th,11th,13th,17th,19th,21th SLAB AND BEAM**

DESIGN ANIL	JOB NO 5431/23	DRAWING NO STR-06	REVISION R0
DRAWN GAJANAN	DATE 12.04.2024	SHEET NO 2	

Sunil Mutalik & Associates
STRUCTURAL CONSULTANTS
1349/50, Shukrawar Peth, Arthshilp, 3rd Fl, Bajirao Rd, Above Hotel Ganaraj, Pune:02 Ph No.2447 6705, 2446 7302, 2449 7294, 2448 8712
Email: sunilmutalik@gmail.com



SCHEDULE OF BEAMS

BEAM NOS.	BEAM SIZE	BOTTOM BAR		TOP BAR	STIRRUPS	REMARKS
		Straight	Curtailed (0.7L span)			
LB	230 x 300	2-12 Φ	----	2-12 Φ	8 Φ @ 150 c/c	LINTEL BEAM
SB	230 x 275	2-12 Φ	----	2-12 Φ	8 Φ @ 150 c/c	SILL BEAM

S.P.M. GIRLS HOSTEL, MATUNGA

TENDER DRAWING

***CONCRETE GRADE- M35**

EXPOSURE CONDITION = MODERATE

REFERENCE IS CODES

- IS 456-2000 - PLAIN AND REINFORCED CONCRETE.
- IS 800 - STEEL STRUCTURE.
- IS 1893-2002- EARTHQUAKE RESISTANT DESIGN OF STRUCTURE.
- IS 13920-1993- DUCTILE DETAILING OF REINFORCED CONCRETE STRUCTURES SUBJECTED TO SEISMIC FORCES CODE OF PRACTICE.
- XXXXXXXXXX - XXXXXXXXXXXXXXXXX

NOTES:

- DO NOT SCALE THE DRAWING, REFER FIGURED DIMENSIONS
- ANY DISCREPANCIES OR OMISSION OR CHANGES SHALL BE BROUGHT TO NOTICE PRIOR TO EXECUTION
- DO NOT CAST ANY R.C.C WORK UNLESS IT IS CHECKED AND CONFIRMED BY SITE ENGINEER.
- CONCRETE GRADE AS SPECIFIED.
- ALL STEEL IS TOR STEEL OF GRADE **Fe 500 N/mmSq.**
- S.B.C. OF SOIL ASSUMED IS **80 T/Sq.M.**
- COLUMNS AND FOOTINGS ARE DESIGNED **FOR -- BASEMENT + GROUND + 20 FLOORS ONLY.**
- DESIGN OF CENTRING, SHUTTERING, AND CONCRETE MIX IS CONTRACTOR / CLIENTS / SITE RESPONSIBILITY.
- LAPPING OR ANCHORAGE LENGTH

M20 TO M35		M40 & ABOVE	
BEAM	COLUMN	BEAM	COLUMN
60xDIA OF BAR	50xDIA OF BAR	45xDIA OF BAR	35xDIA OF BAR

- CLEAR COVER TO REINFORCEMENT
 - FOOTING
 - TOP & BOTTOM = 75m.m.
 - SIDE = 75m.m.
 - COLUMN = 50m.m.
 - SHEAR WALL LESS THAN 200 = 25m.m.
 - SHEAR WALL/COLUMN FOR 200 = 25m.m.
 - SHEAR WALL GREATER THAN 200 = 40m.m.
 - SLAB = 30m.m.
 - BEAM = 30m.m.
 - RETAINING WALLS = 50m.m.
 - WATER TANK WALLS = 50m.m.
 - LIFT PARDI = 25m.m.
- WE WILL NOT BE RESPONSIBLE FOR ANY LEGAL OR APPROVAL REGARDING THE APPROVED ARCHITECTURAL PLAN.

RO	12.04.2024	ORIGINAL DRAWING	GAJANAN ANIL
REV.NO.	DATE	DESCRIPTION FOR REVISION	DRAWN CHECKED

PURPOSE: SMA

DESIGN CONSULTANT & CONTRACTOR
ASSOCIATED ARCHIECTS, PUNE

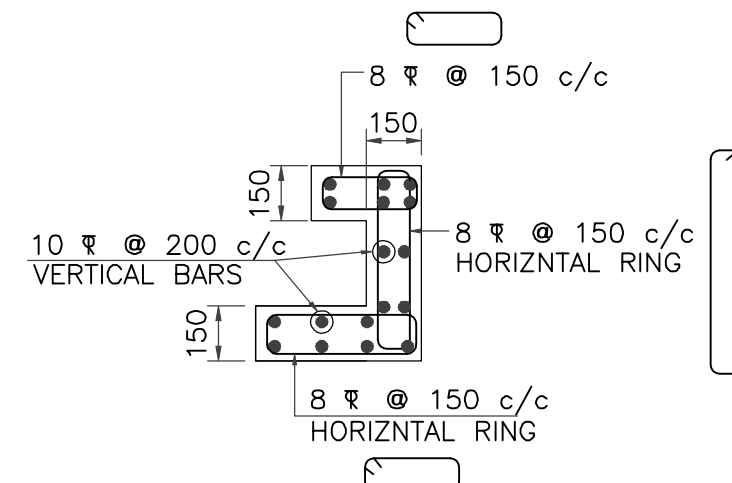
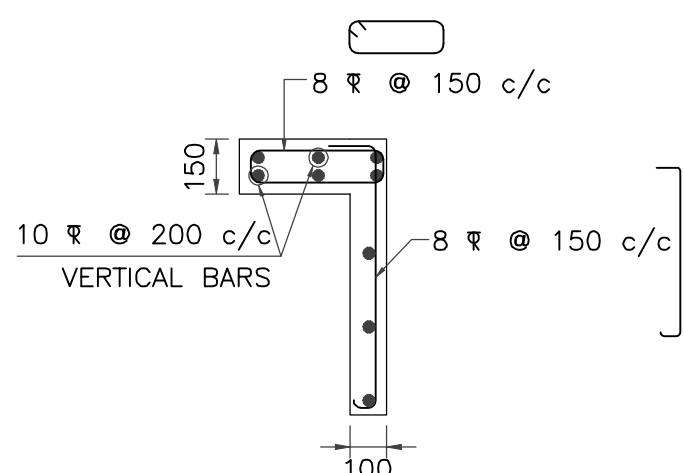
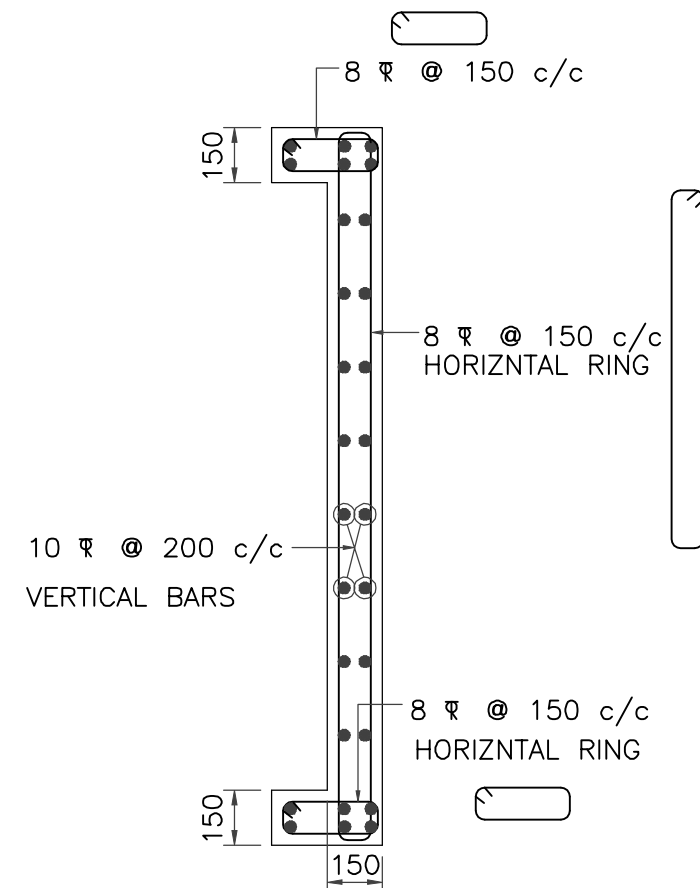
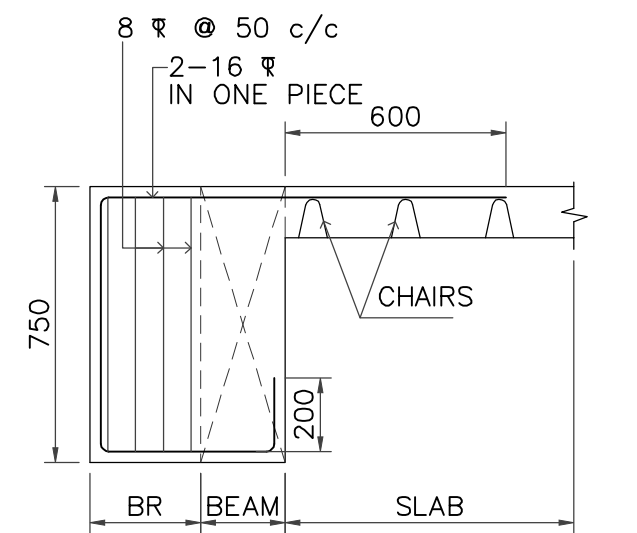
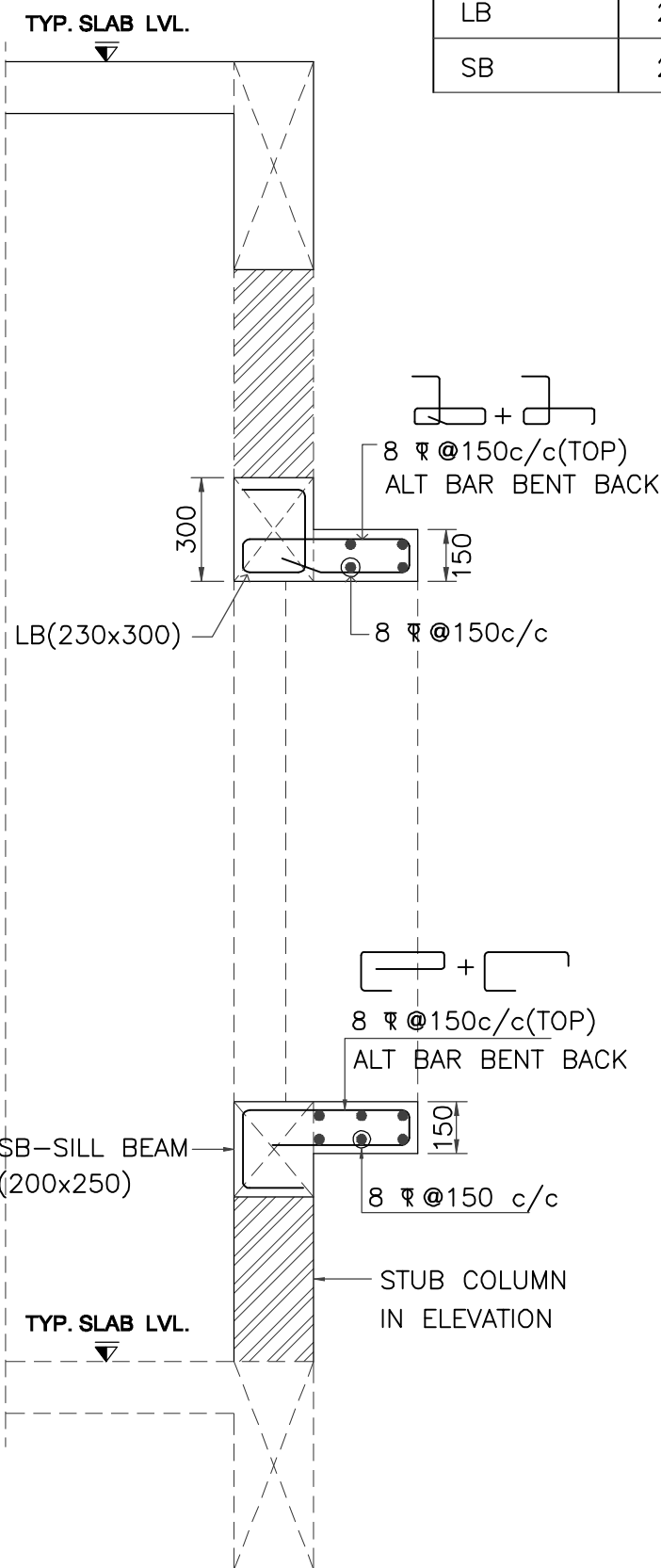
OWNER
SHIKSHAN PRASARAK MANDALI

PROJECT **PROPOSED REDEVELOPMENT (GIRL'S HOSTEL) , MATUNGA(E), MUMBAI - 400019 (F/N WARD)**

TITLE **STRUCTURAL LAYOUT & DETAILS OF 5th,7th,9th,11th,13th,17th,19th,21th SLAB AND BEAM**

DESIGN ANIL	JOB NO 5431/23	DRAWING NO STR-06	REVISION R0
DRAWN GAJANAN	DATE 12.04.2024	SHEET NO 3	

Sunil Mutalik & Associates
STRUCTURAL CONSULTANTS
1349/50, Shukrawar Peth, Arthship, 3rd Fl,
Bajirao Rd, Above Hotel Ganaraj, Pune:02 Ph
No.2447 6705,
2446 7302, 2449 7294, 2448 8712
email : sunil.mutalik@gmail.com



DETAILS OF LINTEL & SILL LVL CHAJJA

ELEVATION OF BEAM BR (230 x 750)

PLAN OF ELEVATIONAL BRACKET

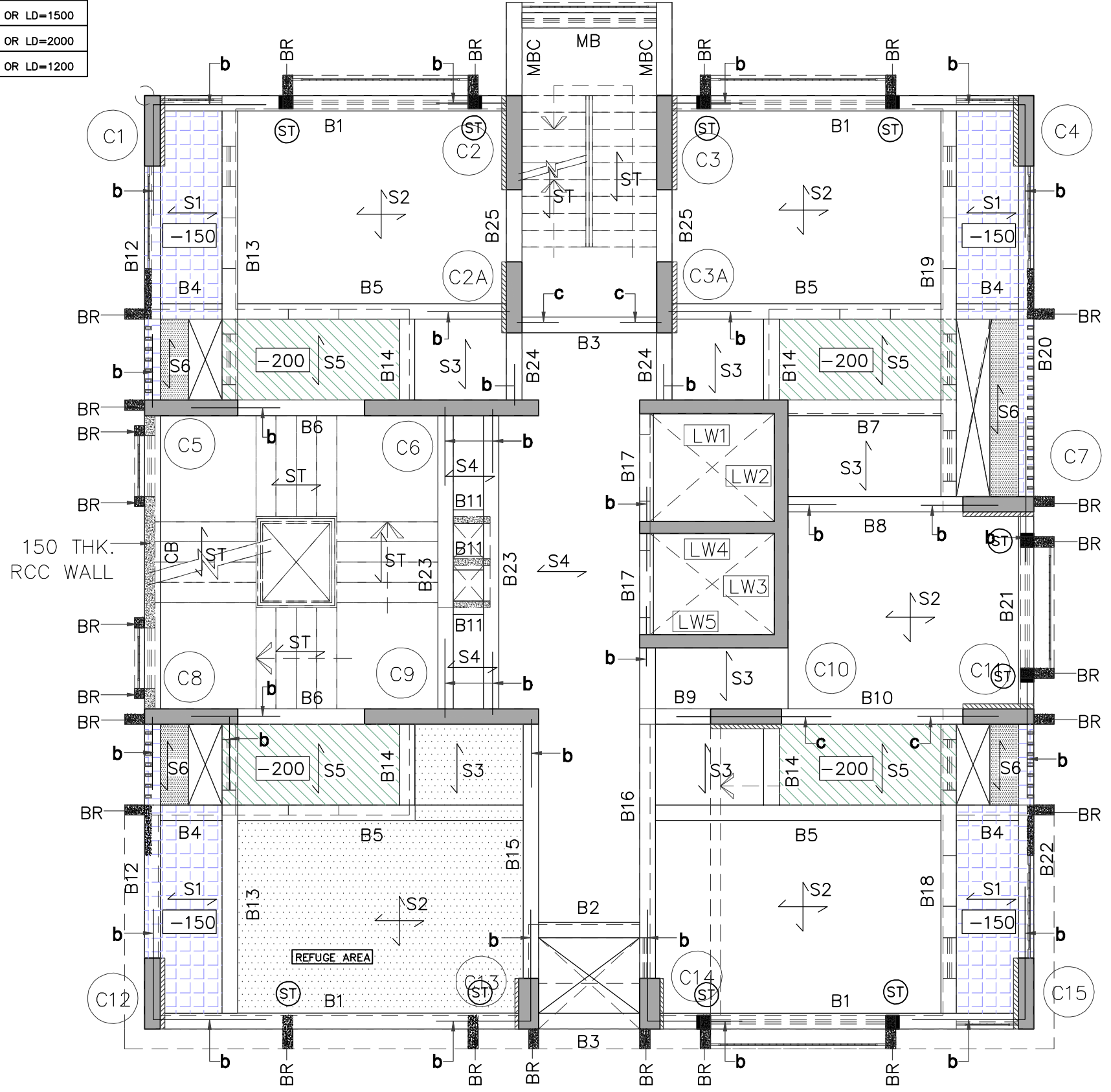
PLAN OF ELEVATIONAL BRACKET

PLAN OF ELEVATIONAL BRACKET

EXTRA TOP BAR			
BAR DIA	L/4 OR LD WHICH EVER IS GREATER AT BOTH SIDE FROM CENTRE OF SUPPORT		
a = 2-12	f = 3-12	n = 4-12	L/4 OR LD=750
b = 2-16	g = 3-16	o = 4-16	L/4 OR LD=1000
c = 2-20	h = 3-20	p = 4-20	L/4 OR LD=1200
d = 2-25	k = 3-25	q = 4-25	L/4 OR LD=1500
e = 2-32	m = 3-32	s = 4-32	L/4 OR LD=2000
	v = 5-20		L/4 OR LD=1200

STUB COLUMN FROM SLAB LVL. TO SILL LVL.

ST - 200 x 200
4-12
8 @ 150 c/c



LAYOUT OF 8th & 15th SLAB AND BEAM
(7th & 14th FLOOR BOTTOM)

refuge floor plan
7th floor, 14th floor

FLOOR	REINFORCEMENT
ROOF	...
15th	...
14th	...
13th	...
12th	...
11th	...
10th	...
9th	...
8th	...
7th	...
6th	...
5th	...
4th	...
3rd	...
2nd	...
1st	...
BASEMENT	...

S.P.M. GIRLS HOSTEL, MATUNGA

TENDER DRAWING

***CONCRETE GRADE- M35**

EXPOSURE CONDITION = MODERATE

REFERENCE IS CODES

- IS 456-2000 - PLAIN AND REINFORCED CONCRETE.
- IS 800 - STEEL STRUCTURE.
- IS 1893-2002- EARTHQUAKE RESISTANT DESIGN OF STRUCTURE.
- IS 13920-1993- DUCTILE DETAILING OF REINFORCED CONCRETE STRUCTURES SUBJECTED TO SEISMIC FORCES CODE OF PRACTICE.
- XXXXXXXXXX - XXXXXXXXXXXXXXXXX

NOTES:

- DO NOT SCALE THE DRAWING, REFER FIGURED DIMENSIONS
- ANY DISCREPANCIES OR OMISSION OR CHANGES SHALL BE BROUGHT TO NOTICE PRIOR TO EXECUTION
- DO NOT CAST ANY R.C.C WORK UNLESS IT IS CHECKED AND CONFIRMED BY SITE ENGINEER.
- CONCRETE GRADE AS SPECIFIED.
- ALL STEEL IS TOR STEEL OF GRADE Fe 500 N/mmSq.
- S.B.C. OF SOIL ASSUMED IS 80 T/Sq.M.
- COLUMNS AND FOOTINGS ARE DESIGNED FOR - BASEMENT + GROUND + 20 FLOORS ONLY.
- DESIGN OF CENTRING, SHUTTERING, AND CONCRETE MIX IS CONTRACTOR / CLIENTS / SITE RESPONSIBILITY.
- LAPPING OR ANCHORAGE LENGTH

M20 TO M35		M40 & ABOVE	
BEAM	COLUMN	BEAM	COLUMN
60xDIA OF BAR	50xDIA OF BAR	45xDIA OF BAR	35xDIA OF BAR

- CLEAR COVER TO REINFORCEMENT
 - FOOTING
 - TOP & BOTTOM = 75m.m.
 - SIDE = 75m.m.
 - COLUMN = 50m.m.
- SHEAR WALL LESS THAN 200 = 25m.m.
- SHEAR WALL/COLUMN FOR 200 = 25m.m.
- SHEAR WALL GREATER THAN 200 = 40m.m.
- SLAB = 30m.m.
- BEAM = 30m.m.
- RETAINING WALLS = 50m.m.
- WATER TANK WALLS = 50m.m.
- LIFT PARDI = 25m.m.

11) WE WILL NOT BE RESPONSIBLE FOR ANY LEGAL OR APPROVAL REGARDING THE APPROVED ARCHITECTURAL PLAN.

RO	12.04.2024	ORIGINAL DRAWING	GAJANAN ANIL	
REV.NO.	DATE	DESCRIPTION FOR REVISION	DRAWN	CHECKED

PURPOSE: SMA

DESIGN CONSULTANT & CONTRACTOR
ASSOCIATED ARCHIECTS, PUNE

OWNER
SHIKSHAN PRASARAK MANDALI

PROJECT
PROPOSED REDEVELOPMENT (GIRL'S HOSTEL), MATUNGA(E), MUMBAI - 400019 (F/N WARD)

TITLE
STRUCTURAL LAYOUT & DETAILS OF 8th & 15th SLAB AND BEAM

DESIGN ANIL	JOB NO 5431/23	DRAWING NO STR-07	REVISION
DRAWN GAJANAN	DATE 12.04.2024	SHEET NO 1	R0

Sunil Mutalik & Associates
STRUCTURAL CONSULTANTS

1349/50, Shukrawar Peth, Arthshilp, 3rd Fl, Bajirao Rd, Above Hotel Ganaraj, Pune:02 Ph No.2447 6705, 2446 7302, 2449 7294, 2448 8712
email: sunil.mutalik@gmail.com

SCHEDULE OF BEAMS

FOR ALL BEAM DEPTH GRATER THAN 700MM, PROVIDE 2-10 ∇ FACEBARS ON EACH FACE OF BEAM

BEAM NOS	BEAM SIZE	BOTTOM BARS		TOP BARS	STIRRUPS	REMARKS
		Straight	Curtailed (0.7L span)			
B1	230 x 750	2-16 ∇	2-12 ∇	2-16 ∇	8 ∇ @ 100 (12) 200 c/c	
B2	230 x 750	2-16 ∇	----	2-16 ∇	8 ∇ @ 100 c/c	
B3	230 x 750	2-20 ∇	----	2-16 ∇	8 ∇ @ 100 c/c	
B4	230 x 600	2-16 ∇	----	2-12 ∇	8 ∇ @ 100 c/c	TOP \odot -150 SUNK
B5, B15, B21	230 x 750	2-16 ∇	----	2-16 ∇	8 ∇ @ 100 (12) 200 c/c	
B6	230 x 750	2-20 ∇ + 2-20 ∇ +	----	2-20 ∇ + 2-20 ∇ +	10 ∇ @ 150 c/c	
B7	230 x 750	2-16 ∇	----	2-16 ∇	8 ∇ @ 100 c/c	
B8	230 x 750	2-16 ∇	----	2-16 ∇	8 ∇ @ 100 c/c	
B9	230 x 750	2-20 ∇	----	2-16 ∇	8 ∇ @ 100 c/c	
B10	230 x 750	2-20 ∇	----	2-16 ∇	10 ∇ @ 100 c/c	
B11	150 x 750	2-12 ∇	----	2-12 ∇	8 ∇ @ 150 c/c	
B12, B22	230 x 600	2-16 ∇	----	2-16 ∇	8 ∇ @ 100 (12) 200 c/c	TOP \odot -150 SUNK
B13, B18	230 x 750/550	2-16 ∇	2-12 ∇	2-16 ∇	8 ∇ @ 100 (12) 200 c/c	PARTLY SUNK
B14	230 x 750	2-16 ∇	----	2-16 ∇	10 ∇ @ 100 c/c	
B16	230 x 600	2-16 ∇	2-16 ∇	2-16 ∇	10 ∇ @ 100 c/c	
B17	150 x 600	2-20 ∇	----	2-16 ∇	8 ∇ @ 100 c/c	
B19	230 x 750/550	2-20 ∇	2-16 ∇	2-16 ∇	8 ∇ @ 100 (12) 200 c/c	PARTLY SUNK
B20	230 x 600	2-16 ∇	2-12 ∇	2-16 ∇	8 ∇ @ 100 (12) 200 c/c	TOP \odot -150 SUNK
B23	230 x 750	2-16 ∇	2-12 ∇	2-16 ∇	8 ∇ @ 100 (12) 200 c/c	
CB	150 x 750	2-20 ∇	----	2-20 ∇	8 ∇ @ 100 (12) 200 c/c	CRANKED BEAM
B24, B25	230 x 750	2-16 ∇	----	2-16 ∇	8 ∇ @ 100 c/c	
MB	230 x 750	2-16 ∇	----	2-16 ∇	8 ∇ @ 100 c/c	
MBC	230 x 750	2-20 ∇	----	2-16 ∇ + 2-16 ∇	8 ∇ @ 100 c/c	CANTILEVER \odot MIDLANDING

SCHEDULE OF SLABS

ALT. BAR BENT UP AT L/5 AND EXTENDED BY L/4 IN ADJACENT SPAN

SLAB NOS.	THICKNESS	SHORT BARS	LONG BARS	REMARKS
S1	140	8 ∇ @ 150 c/c	8 ∇ @ 175 c/c	ONE WAY \odot -150 SUNK
S2	140	8 ∇ @ 150 c/c	8 ∇ @ 175 c/c	TWO WAY
S3, S4	140	8 ∇ @ 150 c/c	8 ∇ @ 175 c/c	ONE WAY
S5	140	8 ∇ @ 150 c/c	8 ∇ @ 175 c/c	ONE WAY \odot -200 SUNK
ST	150	8 ∇ @ 150 c/c	12 ∇ @ 150 c/c	STAIRCASE SLAB
S6	125	8 ∇ @ 150 c/c	8 ∇ @ 175 c/c	ONE WAY SLAB AT BEAM BOTTOM

S.P.M. GIRLS HOSTEL, MATUNGA

TENDER DRAWING

***CONCRETE GRADE- M35**

EXPOSURE CONDITION = MODERATE

REFERENCE IS CODES

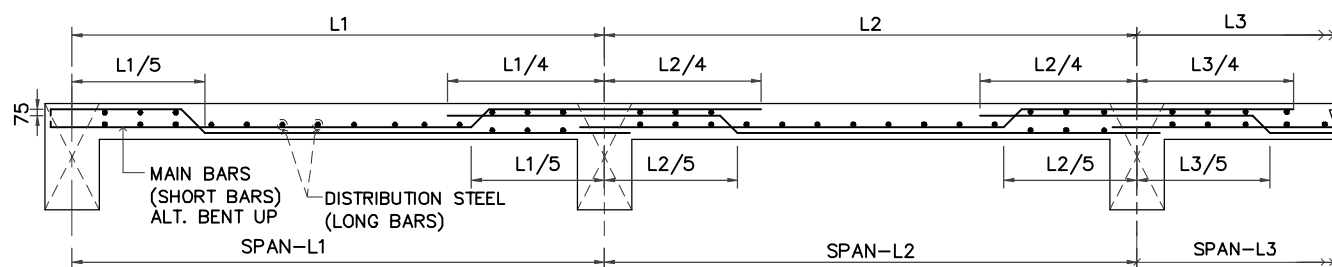
- IS 456-2000 - PLAIN AND REINFORCED CONCRETE.
- IS 800 - STEEL STRUCTURE.
- IS 1893-2002- EARTHQUAKE RESISTANT DESIGN OF STRUCTURE.
- IS 13920-1993- DUCTILE DETAILING OF REINFORCED CONCRETE STRUCTURES SUBJECTED TO SEISMIC FORCES CODE OF PRACTICE.
- XXXXXXXXXX - XXXXXXXXXXXXXXXX

NOTES:

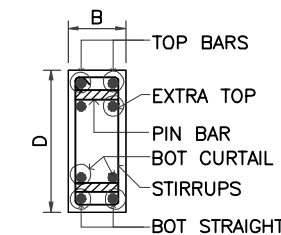
- DO NOT SCALE THE DRAWING, REFER FIGURED DIMENSIONS
- ANY DESCRIPANCIES OR OMISSION OR CHANGES SHALL BE BROUGHT TO NOTICE PRIOR TO EXECUTION
- DO NOT CAST ANY R.C.C WORK UNLESS IT IS CHECKED AND CONFIRMED BY SITE ENGINEER.
- CONCRETE GRADE AS SPECIFIED.
- ALL STEEL IS TOR STEEL OF GRADE **Fe 500 N/mmSq.**
- S.B.C. OF SOIL ASSUMED IS **80 T/Sq.M.**
- COLUMNS AND FOOTINGS ARE DESIGNED **FOR -- BASEMENT + GROUND + 20 FLOORS ONLY.**
- DESIGN OF CENTRING, SHUTTERING, AND CONCRETE MIX IS CONTRACTOR / CLIENTS / SITE RESPONSIBILITY.
- LAPPING OR ANCHORAGE LENGTH

M20 TO M35		M40 & ABOVE	
BEAM	COLUMN	BEAM	COLUMN
60xDIA OF BAR	50xDIA OF BAR	45xDIA OF BAR	35xDIA OF BAR

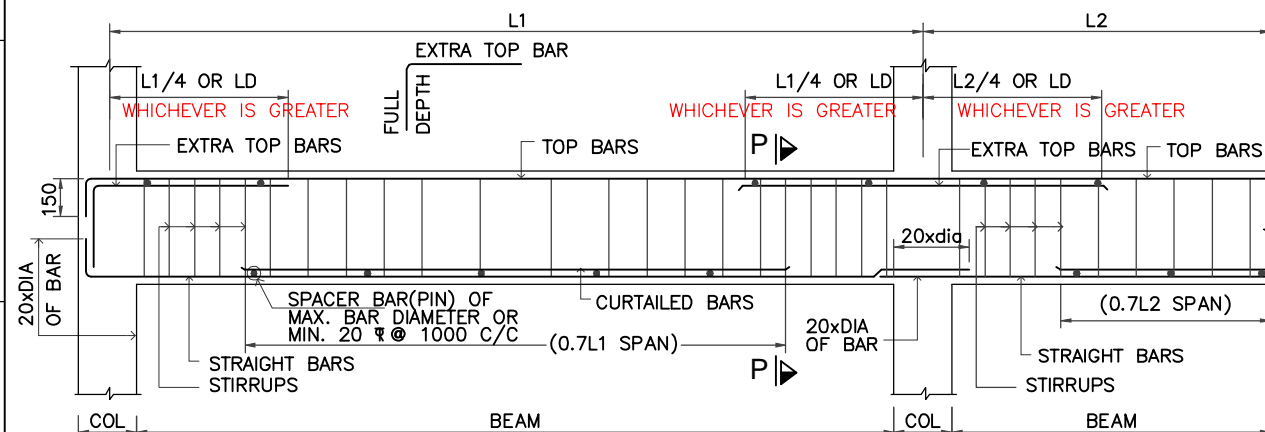
- CLEAR COVER TO REINFORCEMENT
 - FOOTING
 - TOP & BOTTOM = 75m.m.
 - SIDE = 75m.m.
 - COLUMN = 50m.m.
 - SHEAR WALL LESS THAN 200 = 25m.m.
 - SHEAR WALL/COLUMN FOR 200 = 25m.m.
 - SHEAR WALL GREATER THAN 200 = 40m.m.
 - SLAB = 30m.m.
 - BEAM = 30m.m.
 - RETAINING WALLS = 50m.m.
 - WATER TANK WALLS = 50m.m.
 - LIFT PARDI = 25m.m.
- 11) WE WILL NOT BE RESPONSIBLE FOR ANY LEGAL OR APPROVAL REGARDING THE APPROVED ARCHITECTURAL PLAN.



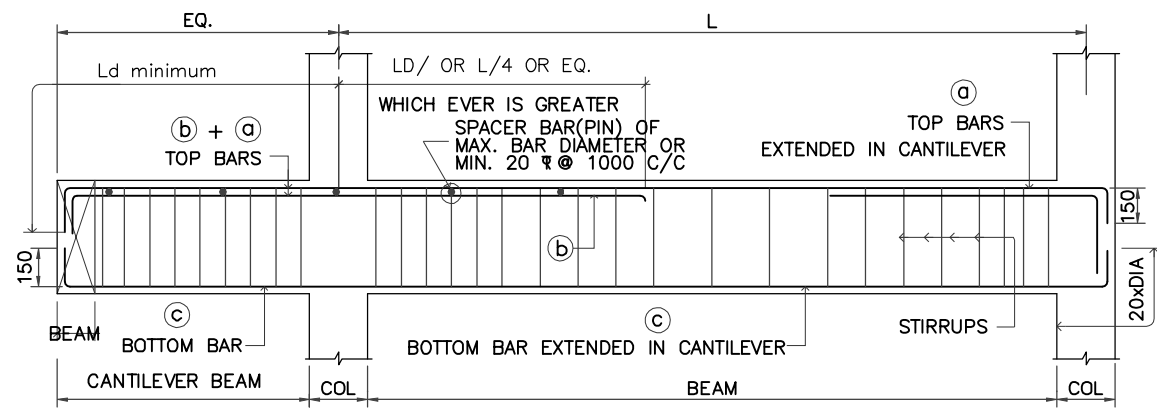
TYP. REINFORCEMENT DETAIL OF SLAB



SECTION AT P - P



TYP REINFORCEMENT DETAILS OF CONTINUOUS BEAM



TYP. REINFORCEMENT DETAILS OF CANTILEVER BEAM

RO	12.04.2024	ORIGINAL DRAWING	GAJANAN ANIL
REV.NO.	DATE	DESCRIPTION FOR REVISION	DRAWN CHECKED

PURPOSE: SMA

DESIGN CONSULTANT & CONTRACTOR
ASSOCIATED ARCHIECTS, PUNE

OWNER
SHIKSHAN PRASARAK MANDALI

PROJECT **PROPOSED REDEVELOPMENT (GIRL'S HOSTEL) , MATUNGA(E), MUMBAI - 400019 (F/N WARD)**

TITLE **STRUCTURAL LAYOUT & DETAILS OF 8th & 15th SLAB AND BEAM**

DESIGN ANIL	JOB NO 5431/23	DRAWING NO STR-07	REVISION R0
DRAWN GAJANAN	DATE 12.04.2024	SHEET NO 2	

Sunil Mutalik & Associates
STRUCTURAL CONSULTANTS
1349/50, Shukrawar Peth, Arthshilp, 3rd Fl, Bajirao Rd, Above Hotel Ganaraj, Pune:02 Ph No.2447 6705, 2446 7302, 2449 7294, 2448 8712
Email: sunil.mutalik@gmail.com

SCHEDULE OF BEAMS

BEAM NOS.	BEAM SIZE	BOTTOM BAR		TOP BAR	STIRRUPS	REMARKS
		Straight	Curtailed (0.7L span)			
LB	230 x 300	2-12 Φ	----	2-12 Φ	8 Φ @ 150 c/c	LINTEL BEAM
SB	230 x 275	2-12 Φ	----	2-12 Φ	8 Φ @ 150 c/c	SILL BEAM

S.P.M. GIRLS HOSTEL, MATUNGA

TENDER DRAWING

***CONCRETE GRADE- M35**

EXPOSURE CONDITION = MODERATE

REFERENCE IS CODES

- IS 456-2000 - PLAIN AND REINFORCED CONCRETE.
- IS 800 - STEEL STRUCTURE.
- IS 1893-2002- EARTHQUAKE RESISTANT DESIGN OF STRUCTURE.
- IS 13920-1993- DUCTILE DETAILING OF REINFORCED CONCRETE STRUCTURES SUBJECTED TO SEISMIC FORCES CODE OF PRACTICE.
- XXXXXXXXXX - XXXXXXXXXXXXXXXXX

NOTES:

- DO NOT SCALE THE DRAWING, REFER FIGURED DIMENSIONS
- ANY DISCREPANCIES OR OMISSION OR CHANGES SHALL BE BROUGHT TO NOTICE PRIOR TO EXECUTION
- DO NOT CAST ANY R.C.C WORK UNLESS IT IS CHECKED AND CONFIRMED BY SITE ENGINEER.
- CONCRETE GRADE AS SPECIFIED.
- ALL STEEL IS TOR STEEL OF GRADE **Fe 500 N/mmSq.**
- S.B.C. OF SOIL ASSUMED IS **80 T/Sq.M.**
- COLUMNS AND FOOTINGS ARE DESIGNED **FOR -- BASEMENT + GROUND + 20 FLOORS ONLY.**
- DESIGN OF CENTRING, SHUTTERING, AND CONCRETE MIX IS CONTRACTOR / CLIENTS / SITE RESPONSIBILITY.
- LAPPING OR ANCHORAGE LENGTH

M20 TO M35		M40 & ABOVE	
BEAM	COLUMN	BEAM	COLUMN
60xDIA OF BAR	50xDIA OF BAR	45xDIA OF BAR	35xDIA OF BAR

- CLEAR COVER TO REINFORCEMENT
 - FOOTING
 - TOP & BOTTOM = 75m.m.
 - SIDE = 75m.m.
 - COLUMN = 50m.m.
 - SHEAR WALL LESS THAN 200 = 25m.m.
 - SHEAR WALL/COLUMN FOR 200 = 25m.m.
 - SHEAR WALL GREATER THAN 200 = 40m.m.
 - SLAB = 30m.m.
 - BEAM = 30m.m.
 - RETAINING WALLS = 50m.m.
 - WATER TANK WALLS = 50m.m.
 - LIFT PARDI = 25m.m.
- WE WILL NOT BE RESPONSIBLE FOR ANY LEGAL OR APPROVAL REGARDING THE APPROVED ARCHITECTURAL PLAN.

RO	12.04.2024	ORIGINAL DRAWING	GAJANAN ANIL
REV.NO.	DATE	DESCRIPTION FOR REVISION	DRAWN CHECKED

PURPOSE: SMA

DESIGN CONSULTANT & CONTRACTOR
ASSOCIATED ARCHIECTS, PUNE

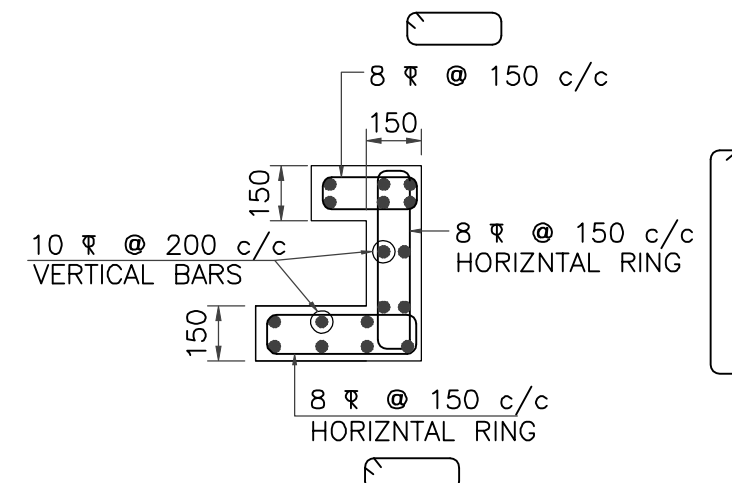
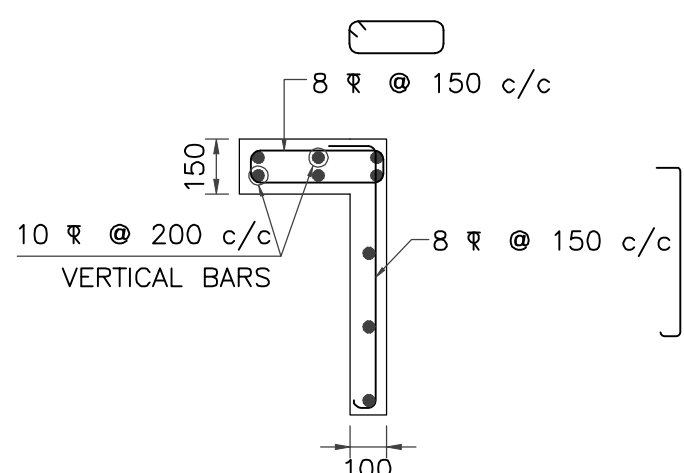
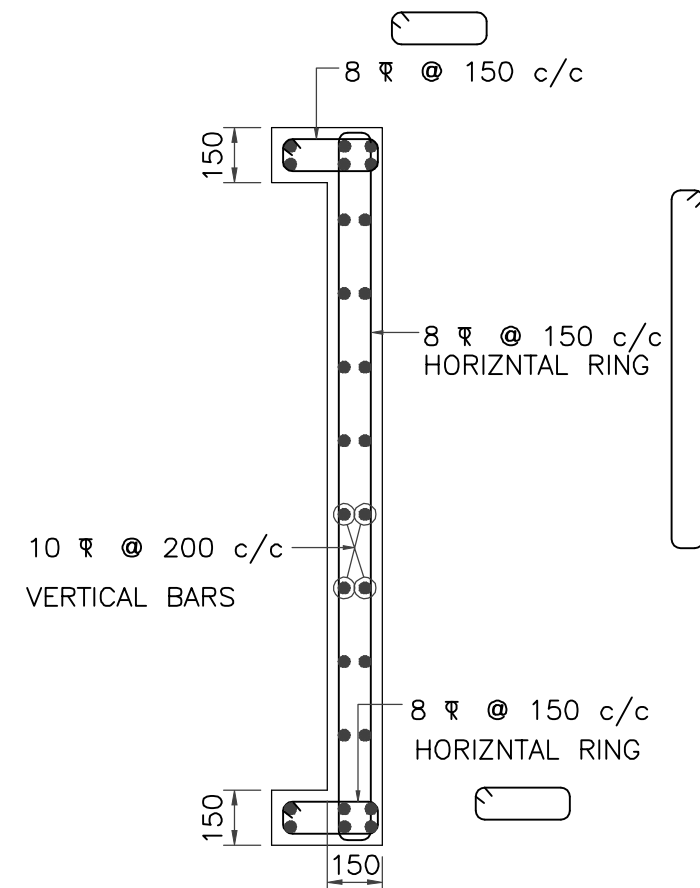
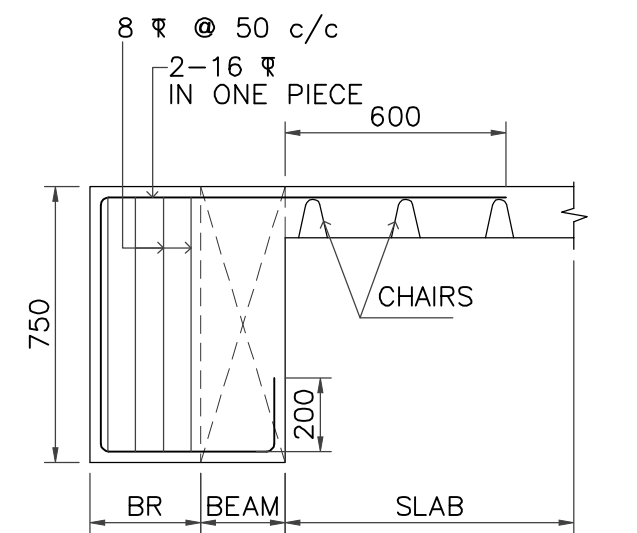
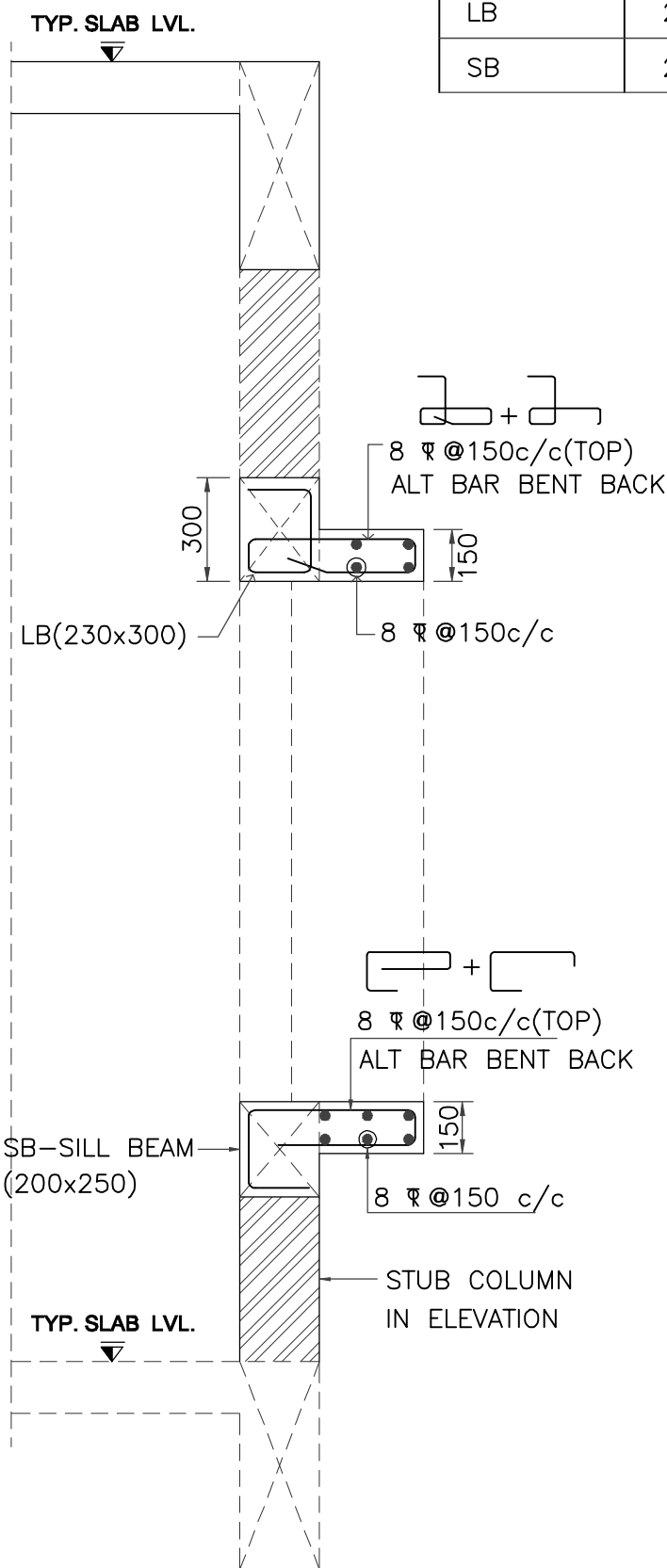
OWNER
SHIKSHAN PRASARAK MANDALI

PROJECT **PROPOSED REDEVELOPMENT (GIRL'S HOSTEL) , MATUNGA(E), MUMBAI - 400019 (F/N WARD)**

TITLE
STRUCTURAL LAYOUT & DETAILS OF 8th & 15th SLAB AND BEAM

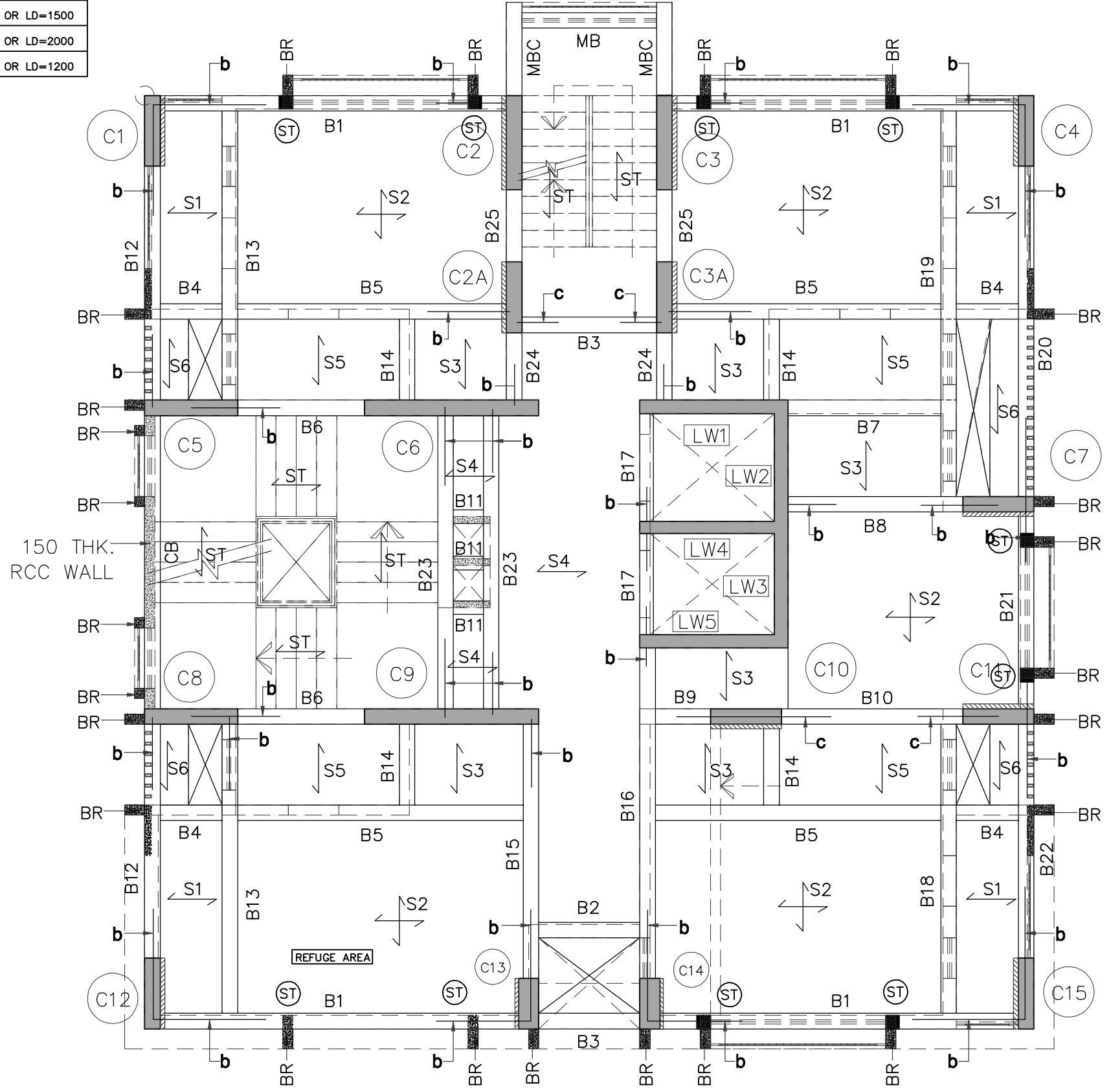
DESIGN ANIL	JOB NO 5431/23	DRAWING NO STR-07	REVISION R0
DRAWN GAJANAN	DATE 12.04.2024	SHEET NO 3	

Sunil Mutalik & Associates
STRUCTURAL CONSULTANTS
1349/50, Shukrawar Peth, Arthship, 3rd Fl, Bajirao Rd, Above Hotel Ganaraj, Pune:02 Ph No.2447 6705, 2446 7302, 2449 7294, 2448 8712
Email: sunil.mutalik@gmail.com



EXTRA TOP BAR			
BAR DIA	L/4 OR LD WHICH EVER IS GREATER AT BOTH SIDE FROM CENTRE OF SUPPORT		
a = 2-12	f = 3-12	n = 4-12	L/4 OR LD=750
b = 2-16	g = 3-16	o = 4-16	L/4 OR LD=1000
c = 2-20	h = 3-20	p = 4-20	L/4 OR LD=1200
d = 2-25	k = 3-25	q = 4-25	L/4 OR LD=1500
e = 2-32	m = 3-32	s = 4-32	L/4 OR LD=2000
	v = 5-20		L/4 OR LD=1200

STUB COLUMN FROM SLAB LVL. TO SILL LVL.
 ST - 200 x 200
 4-12
 8 @ 150 c/c



LAYOUT OF 22th (TERRACE) SLAB AND BEAM

refuge floor plan
 7th floor, 14th floor

S.P.M. GIRLS HOSTEL, MATUNGA

TENDER DRAWING

*CONCRETE GRADE- M35

EXPOSURE CONDITION = MODERATE

REFERENCE IS CODES

- IS 456-2000 - PLAIN AND REINFORCED CONCRETE.
- IS 800 - STEEL STRUCTURE.
- IS 1893-2002- EARTHQUAKE RESISTANT DESIGN OF STRUCTURE.
- IS 13920-1993- DUCTILE DETAILING OF REINFORCED CONCRETE STRUCTURES SUBJECTED TO SEISMIC FORCES CODE OF PRACTICE.
- XXXXXXXXXX - XXXXXXXXXXXXXXXXX

NOTES:

- DO NOT SCALE THE DRAWING, REFER FIGURED DIMENSIONS
- ANY DISCREPANCIES OR OMISSION OR CHANGES SHALL BE BROUGHT TO NOTICE PRIOR TO EXECUTION
- DO NOT CAST ANY R.C.C WORK UNLESS IT IS CHECKED AND CONFIRMED BY SITE ENGINEER.
- CONCRETE GRADE AS SPECIFIED.
- ALL STEEL IS TOR STEEL OF GRADE Fe 500 N/mmSq.
- S.B.C. OF SOIL ASSUMED IS 80 T/Sq.M.
- COLUMNS AND FOOTINGS ARE DESIGNED FOR - BASEMENT + GROUND + 20 FLOORS ONLY.
- DESIGN OF CENTRING, SHUTTERING, AND CONCRETE MIX IS CONTRACTOR / CLIENTS / SITE RESPONSIBILITY.
- LAPPING OR ANCHORAGE LENGTH

M20 TO M35		M40 & ABOVE	
BEAM	COLUMN	BEAM	COLUMN
60xDIA OF BAR	50xDIA OF BAR	45xDIA OF BAR	35xDIA OF BAR

- CLEAR COVER TO REINFORCEMENT
 - FOOTING
 - TOP & BOTTOM = 75m.m.
 - SIDE = 75m.m.
 - COLUMN = 50m.m.
 - SHEAR WALL LESS THAN 200 = 25m.m.
 - SHEAR WALL/COLUMN FOR 200 = 25m.m.
 - SHEAR WALL GREATER THAN 200 = 40m.m.
 - SLAB = 30m.m.
 - BEAM = 30m.m.
 - RETAINING WALLS = 50m.m.
 - WATER TANK WALLS = 50m.m.
 - LIFT PARDI = 25m.m.
- 11) WE WILL NOT BE RESPONSIBLE FOR ANY LEGAL OR APPROVAL REGARDING THE APPROVED ARCHITECTURAL PLAN.

R0	12.04.2024	ORIGINAL DRAWING	GAJANAN ANIL
----	------------	------------------	--------------

REV.NO.	DATE	DESCRIPTION FOR REVISION	DRAWN	CHECKED

PURPOSE: SMA

DESIGN CONSULTANT & CONTRACTOR
 ASSOCIATED ARCHIECTS, PUNE

OWNER
 SHIKSHAN PRASARAK MANDALI

PROJECT PROPOSED REDEVELOPMENT (GIRL'S HOSTEL), MATUNGA(E), MUMBAI - 400019 (F/N WARD)

TITLE
 STRUCTURAL LAYOUT & DETAILS OF 22th (TERRACE) SLAB AND BEAM

DESIGN ANIL	JOB NO 5431/23	DRAWING NO STR-08	REVISION R0
DRAWN GAJANAN	DATE 12.04.2024	SHEET NO 1	

Sunil Mutalik & Associates
 STRUCTURAL CONSULTANTS
 1349/50, Shukrawar Peth, Arthshilp, 3rd Fl,
 Bajirao Rd, Above Hotel Ganaraj, Pune:02 Ph
 No.2447 6705,
 2446 7302, 2449 7294, 2448 8712
 email: sunil.mutalik@gmail.com

SCHEDULE OF BEAMS

FOR ALL BEAM DEPTH GRATER THAN 700MM, PROVIDE 2-10 ∇ FACEBARS ON EACH FACE OF BEAM

BEAM NOS	BEAM SIZE	BOTTOM BARS		TOP BARS	STIRRUPS	REMARKS
		Straight	Curtailed (0.7L span)			
B1	230 x 750	2-16 ∇	2-12 ∇	2-16 ∇	8 ∇ @ 100 (12) 200 c/c	
B2	230 x 750	2-16 ∇	----	2-16 ∇	8 ∇ @ 100 c/c	
B3	230 x 750	2-20 ∇	----	2-16 ∇	8 ∇ @ 100 c/c	
B4	230 x 750	2-16 ∇	----	2-12 ∇	8 ∇ @ 100 c/c	
B5, B15, B21	230 x 750	2-16 ∇	----	2-16 ∇	8 ∇ @ 100 (12) 200 c/c	
B6	230 x 750	2-20 ∇ + 2-20 ∇ +	----	2-20 ∇ + 2-20 ∇ +	10 ∇ @ 150 c/c	
B7	230 x 750	2-16 ∇	----	2-16 ∇	8 ∇ @ 100 c/c	
B8	230 x 750	2-16 ∇	----	2-16 ∇	8 ∇ @ 100 c/c	
B9	230 x 750	2-20 ∇	----	2-16 ∇	8 ∇ @ 100 c/c	
B10	230 x 750	2-20 ∇	----	2-16 ∇	10 ∇ @ 100 c/c	
B11	150 x 750	2-12 ∇	----	2-12 ∇	8 ∇ @ 150 c/c	
B12, B22	230 x 750	2-16 ∇	----	2-16 ∇	8 ∇ @ 100 (12) 200 c/c	
B13, B18	230 x 750	2-16 ∇	2-12 ∇	2-16 ∇	8 ∇ @ 100 (12) 200 c/c	
B14	230 x 750	2-16 ∇	----	2-16 ∇	10 ∇ @ 100 c/c	
B16	230 x 600	2-16 ∇	2-16 ∇	2-16 ∇	10 ∇ @ 100 c/c	
B17	150 x 600	2-20 ∇	----	2-16 ∇	8 ∇ @ 100 c/c	
B19	230 x 750	2-20 ∇	2-16 ∇	2-16 ∇	8 ∇ @ 100 (12) 200 c/c	
B20	230 x 750	2-16 ∇	2-12 ∇	2-16 ∇	8 ∇ @ 100 (12) 200 c/c	
B23	230 x 750	2-16 ∇	2-12 ∇	2-16 ∇	8 ∇ @ 100 (12) 200 c/c	
CB	150 x 750	2-20 ∇	----	2-20 ∇	8 ∇ @ 100 (12) 200 c/c	CRANKED BEAM
B24, B25	230 x 750	2-16 ∇	----	2-16 ∇	8 ∇ @ 100 c/c	
MB	230 x 750	2-16 ∇	----	2-16 ∇	8 ∇ @ 100 c/c	
MBC	230 x 750	2-20 ∇	----	2-16 ∇ + 2-16 ∇	8 ∇ @ 100 c/c	CANTILEVER @ MIDLANDING

SCHEDULE OF SLABS

ALT. BAR BENT UP AT L/5 AND EXTENDED BY L/4 IN ADJACENT SPAN

SLAB NOS.	THICKNESS	SHORT BARS	LONG BARS	REMARKS
S1	140	8 ∇ @ 150 c/c	8 ∇ @ 175 c/c	ONE WAY
S2	140	8 ∇ @ 150 c/c	8 ∇ @ 175 c/c	TWO WAY
S3, S4	140	8 ∇ @ 150 c/c	8 ∇ @ 175 c/c	ONE WAY
S5	140	8 ∇ @ 150 c/c	8 ∇ @ 175 c/c	ONE WAY
ST	150	8 ∇ @ 150 c/c	12 ∇ @ 150 c/c	STAIRCASE SLAB
S6	125	8 ∇ @ 150 c/c	8 ∇ @ 175 c/c	ONE WAY SLAB AT BEAM BOTTOM

S.P.M. GIRLS HOSTEL, MATUNGA

TENDER DRAWING

***CONCRETE GRADE- M35**

EXPOSURE CONDITION = MODERATE

REFERENCE IS CODES

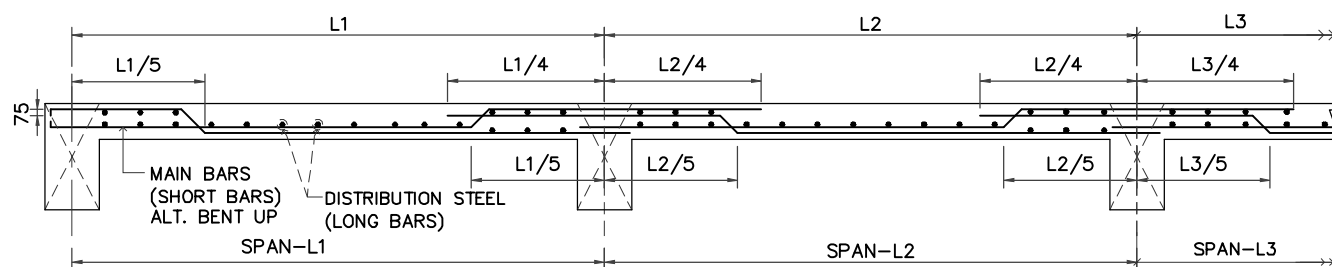
- IS 456-2000 - PLAIN AND REINFORCED CONCRETE.
- IS 800 - STEEL STRUCTURE.
- IS 1893-2002- EARTHQUAKE RESISTANT DESIGN OF STRUCTURE.
- IS 13920-1993- DUCTILE DETAILING OF REINFORCED CONCRETE STRUCTURES SUBJECTED TO SEISMIC FORCES CODE OF PRACTICE.
- XXXXXXXXXX - XXXXXXXXXXXXXXXX

NOTES:

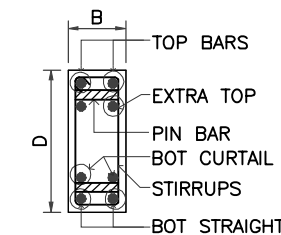
- DO NOT SCALE THE DRAWING, REFER FIGURED DIMENSIONS
- ANY DESCRIPANCIES OR OMISSION OR CHANGES SHALL BE BROUGHT TO NOTICE PRIOR TO EXECUTION
- DO NOT CAST ANY R.C.C WORK UNLESS IT IS CHECKED AND CONFIRMED BY SITE ENGINEER.
- CONCRETE GRADE AS SPECIFIED.
- ALL STEEL IS TOR STEEL OF GRADE **Fe 500 N/mmSq.**
- S.B.C. OF SOIL ASSUMED IS **80 T/Sq.M.**
- COLUMNS AND FOOTINGS ARE DESIGNED **FOR -- BASEMENT + GROUND + 20 FLOORS ONLY.**
- DESIGN OF CENTRING, SHUTTERING, AND CONCRETE MIX IS CONTRACTOR / CLIENTS / SITE RESPONSIBILITY.
- LAPPING OR ANCHORAGE LENGTH

M20 TO M35		M40 & ABOVE	
BEAM	COLUMN	BEAM	COLUMN
60xDIA OF BAR	50xDIA OF BAR	45xDIA OF BAR	35xDIA OF BAR

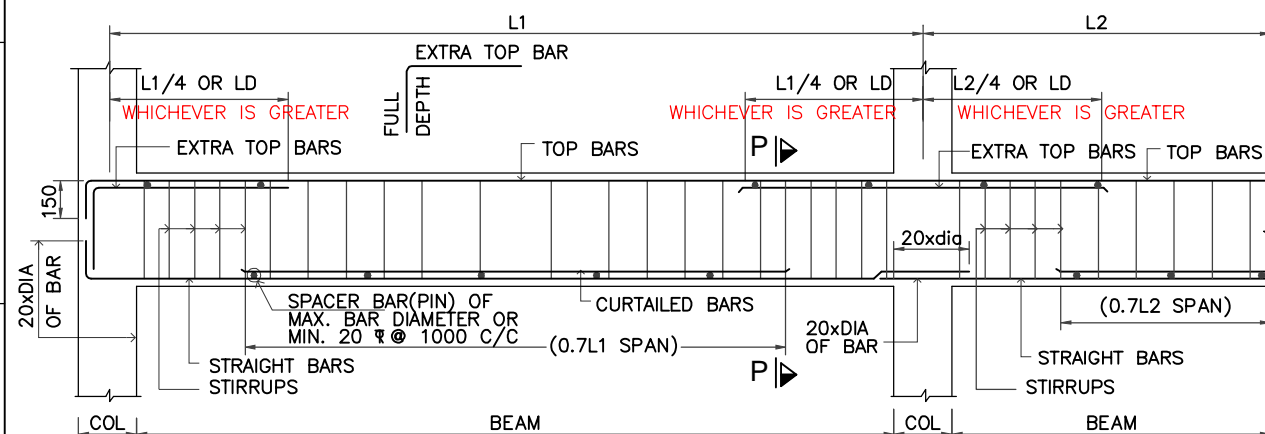
- CLEAR COVER TO REINFORCEMENT
 - FOOTING
 - TOP & BOTTOM = 75m.m.
 - SIDE = 75m.m.
 - COLUMN = 50m.m.
 - SHEAR WALL LESS THAN 200 = 25m.m.
 - SHEAR WALL/COLUMN FOR 200 = 25m.m.
 - SHEAR WALL GREATER THAN 200 = 40m.m.
 - SLAB = 30m.m.
 - BEAM = 30m.m.
 - RETAINING WALLS = 50m.m.
 - WATER TANK WALLS = 50m.m.
 - LIFT PARDI = 25m.m.
- WE WILL NOT BE RESPONSIBLE FOR ANY LEGAL OR APPROVAL REGARDING THE APPROVED ARCHITECTURAL PLAN.



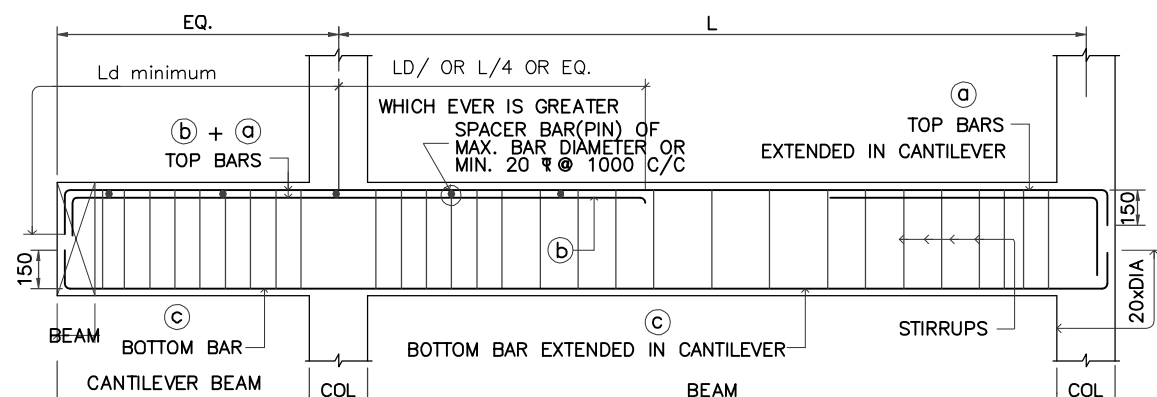
TYP. REINFORCEMENT DETAIL OF SLAB



SECTION AT P - P



TYP REINFORCEMENT DETAILS OF CONTINUOUS BEAM



TYP. REINFORCEMENT DETAILS OF CANTILEVER BEAM

RO	12.04.2024	ORIGINAL DRAWING	GAJANAN ANIL
REV.NO.	DATE	DESCRIPTION FOR REVISION	DRAWN CHECKED

PURPOSE: SMA

DESIGN CONSULTANT & CONTRACTOR
ASSOCIATED ARCHIECTS, PUNE

OWNER
SHIKSHAN PRASARAK MANDALI

PROJECT **PROPOSED REDEVELOPMENT (GIRL'S HOSTEL) , MATUNGA(E), MUMBAI - 400019 (F/N WARD)**

TITLE **STRUCTURAL LAYOUT & DETAILS OF 8th & 15th SLAB AND BEAM**

DESIGN ANIL	JOB NO 5431/23	DRAWING NO STR-08	REVISION R0
DRAWN GAJANAN	DATE 12.04.2024	SHEET NO 2	

Sunil Mutalik & Associates
STRUCTURAL CONSULTANTS
1349/50, Shukrawar Peth, Arthshilp, 3rd Fl, Bajirao Rd, Above Hotel Ganaraj, Pune:02 Ph No.2447 6705, 2446 7302, 2449 7294, 2448 8712
Email: sunil.mutalik@gmail.com

SCHEDULE OF SLABS

ALT. BAR BENT UP AT L/5 AND EXTENDED BY L/4 IN ADJACENT SPAN

SLAB NOS.	THICKNESS	SHORT BARS	LONG BARS	REMARKS
BS1	275	16 Φ @ 150 c/c	16 Φ @ 150 c/c	TWO WAY WATER TANK BOTTOM SLAB
BS2	200	12 Φ @ 150 c/c	10 Φ @ 150 c/c	ONE WAY WATER TANK BOTTOM SLAB
BS3	200	12 Φ @ 150 c/c	10 Φ @ 150 c/c	ONE WAY WATER TANK BOTTOM SLAB
TS1	165	10 Φ @ 150 c/c	8 Φ @ 150 c/c	TWO WAY WATER TANK TOP SLAB
TS2	125	8 Φ @ 150 c/c	8 Φ @ 150 c/c	ONE WAY WATER TANK TOP SLAB
TS3	125	8 Φ @ 150 c/c	8 Φ @ 150 c/c	ONE WAY WATER TANK TOP SLAB

S.P.M. GIRLS HOSTEL, MATUNGA

FOR ESTIMATION ONLY

CONCRETE GRADE- M35

- EXPOSURE CONDITION = MODERATE
- REFERENCES CODES
- IS 456 - PLAIN AND REINFORCED CONCRETE.
 - IS 800 - STEEL STRUCTURE.
 - IS 1893 - EARTHQUAKE RESISTANT DESIGN OF STRUCTURE.
 - IS 13920 - DUCTILE DETAILING OF REINFORCED CONCRETE STRUCTURES SUBJECTED TO SEISMIC FORCES CODE OF PRACTICE.

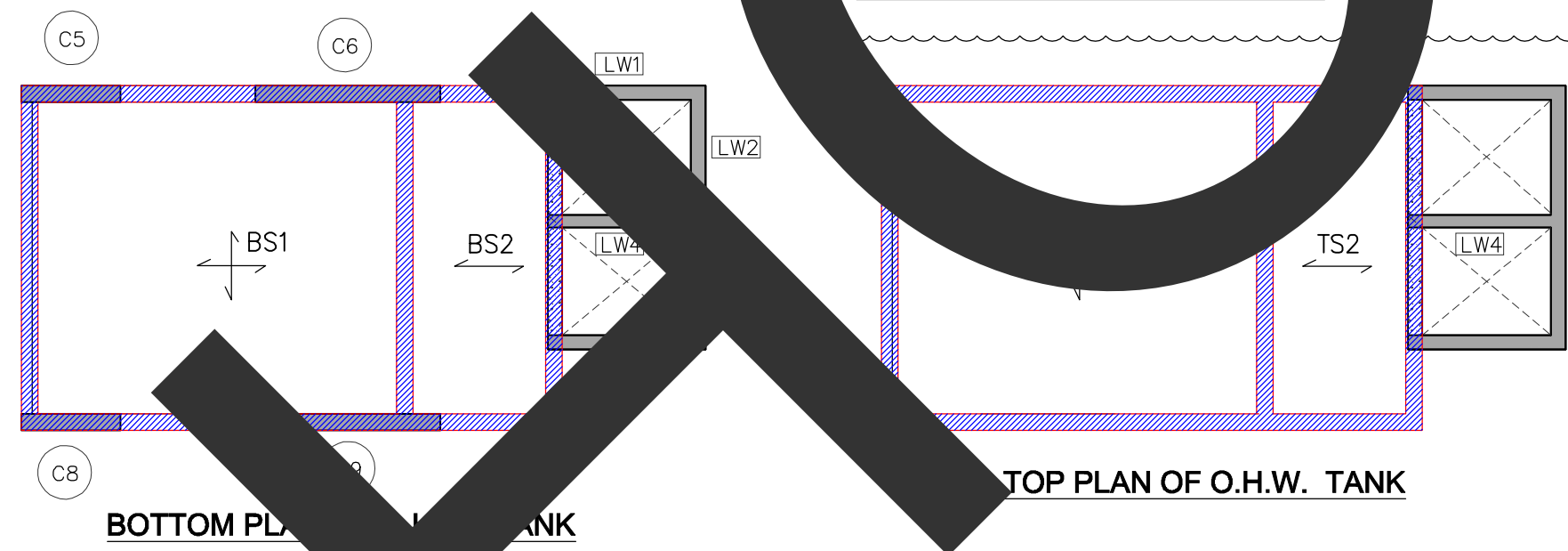
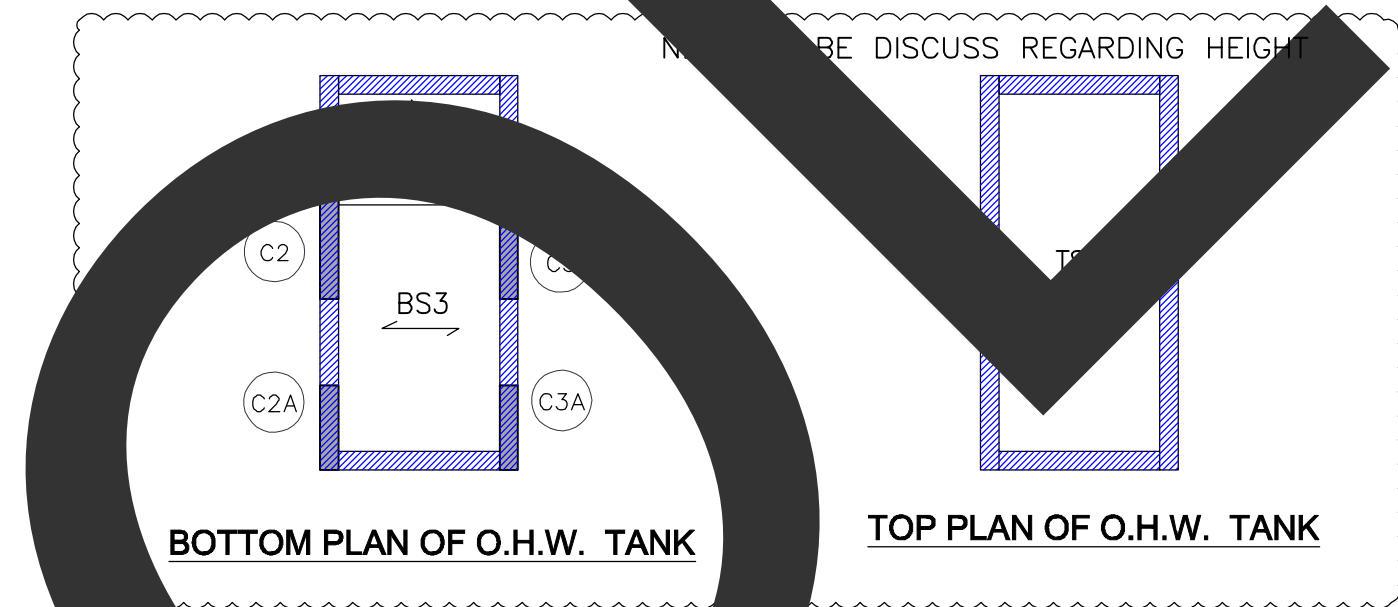
- DO NOT SCALE THE DRAWING, REFER FIGURED DIMENSIONS. ANY DISCREPANCIES OR OMISSION OR CHANGES SHALL BE BROUGHT TO NOTICE PRIOR TO EXECUTION. DO NOT CAST ANY R.C.C WORK UNLESS IT IS CHECKED AND CONFIRMED BY SITE ENGINEER.
- CONCRETE GRADE AS SPECIFIED.
 - ALL STEEL IS TOR STEEL OF GRADE Fe 500 N/mmSq.
 - S.B.C. OF SOIL ASSUMED IS 80 T/Sq.M.
 - COLUMNS AND FOOTINGS ARE DESIGNED FOR -- BASEMENT + GROUND + 20 FLOORS ONLY.
 - DESIGN OF CENTRING, SHUTTERING, AND CONCRETE MIX IS CONTRACTOR / CLIENTS / SITE RESPONSIBILITY.
 - LAPPING OR ANCHORAGE LENGTH

M20 TO M35		M40 & ABOVE	
BEAM	COLUMN	BEAM	COLUMN
60xDIA OF BAR	50xDIA OF BAR	45xDIA OF BAR	35xDIA OF BAR

- CLEAR COVER TO REINFORCEMENT
 - FOOTING
 - TOP & BOTTOM = 75m.m.
 - SIDE = 75m.m.
 - COLUMN = 50m.m.
 - SHEAR WALL LESS THAN 200 = 25m.m.
 - SHEAR WALL/COLUMN FOR 200 = 25m.m.
 - SHEAR WALL GREATER THAN 200 = 40m.m.
 - SLAB = 30m.m.
 - BEAM = 30m.m.
 - RETAINING WALLS = 50m.m.
 - WATER TANK WALLS = 50m.m.
 - LIFT PARDI = 25m.m.
- 11) WE WILL NOT BE RESPONSIBLE FOR ANY LEGAL OR APPROVAL REGARDING THE APPROVED ARCHITECTURAL PLAN.

230 THK. R.C.C. PARDI

10 Φ @ 150 c/c- VERTICAL REINF. INNER SIDE
 10 Φ @ 150 c/c- VERTICAL REINF. OUTER SIDE
 8 Φ @ 150 c/c- HORIZONTAL REINF.



R0	12.04.2024	ORIGINAL DRAWING	GAJANAN ANIL
REV.NO.	DATE	DESCRIPTION FOR REVISION	DRAWN CHECKED

PURPOSE: SMA

DESIGN CONSULTANT & CONTRACTOR
ASSOCIATED ARCHIECTS, PUNE

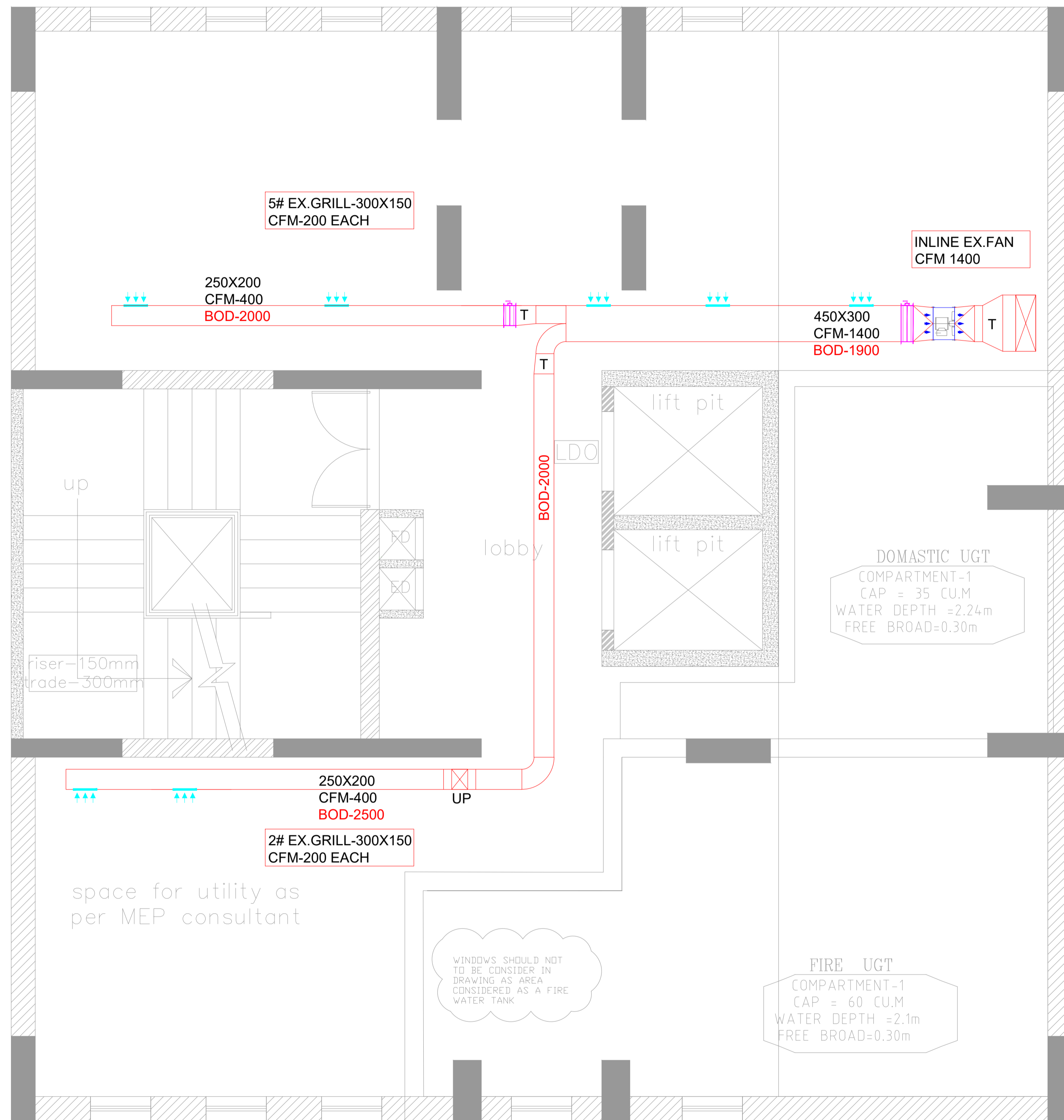
OWNER
SHIKSHAN PRASARAK MANDALI

PROJECT PROPOSED REDEVELOPMENT (GIRL'S HOSTEL) , MATUNGA(E), MUMBAI - 400019 (F/N WARD)

TITLE
STRUCTURAL LAYOUT & DETAILS OF OVER HEAD WATER TANK

DESIGN ANIL	JOB NO 5431/23	DRAWING NO STR-01	REVISION R0
DRAWN GAJANAN	DATE 02.04.2024	SHEET NO 1	

Sunil Mutalik & Associates
STRUCTURAL CONSULTANTS
1349/50, Shukrawar Peth, Arthshilp, 3rd Fl, Bajirao Rd, Above Hotel Ganaraj, Pune:02 Ph No.2447 6705, 2446 7302, 2449 7294, 2448 8712
Email : sunil.mutalik@gmail.com



basement floor plan

HVAC LEGENDS:

	(VRV) OUT DOOR UNIT
	ONE WAY CASSETTE
	REFRIGERANT PIPES (GAS & LIQUID LINE)
	DRAIN PIPE
	REFNET
	EX -INLINE FAN
	HI - WALL INDOOR UNIT
	CEILING MOUNTED EX FAN

NOTES:
 1. ALL DIMENSIONS ARE IN MM UNLESS OTHERWISE SHOWN.
 2. DRAWING SHOULD NOT BE SCALED.

REFERENCE DRAWINGS:

RELEASED FOR	CONTROLLED COPY STAMP
<input type="checkbox"/> APPROVAL/REVIEW	
<input type="checkbox"/> REFERENCE	
<input checked="" type="checkbox"/> TENDER	
<input type="checkbox"/> PROCUREMENT	
<input type="checkbox"/> EXECUTION	
<input type="checkbox"/> AS BUILT	

GOOD FOR CONSTRUCTION

PROJECT MANAGER

REVISIONS:

REV. NO.	DETAILS	DRN BY	CHKD BY	VERIFIED BY	DATE
T0	FOR TENDER	H.M	S.M	A.D	07.09.23
T1	REVISED MACHINE PROPOSAL	J.S	S.M	A.D	27.10.23
T2	REVISED MACHINE PROPOSAL	J.S	S.M	A.D	20.03.24
T3	REVISED OUTDOOR PROPOSAL	J.S	S.M	A.D	11.04.24
T4	REVISED AS PER ARCH INSTRUCTIONS	H.M	S.M	A.D	17.04.24

CLIENT:
 M/S. SHIKSHAN PRASARAK MANDALI

ARCHITECT:
 ASSOCIATED ARCHITECTS
 NO. 501, RAUNAQ APART, 14TH ROAD, CHEMBUR EAST, MUMBAI - 400071.

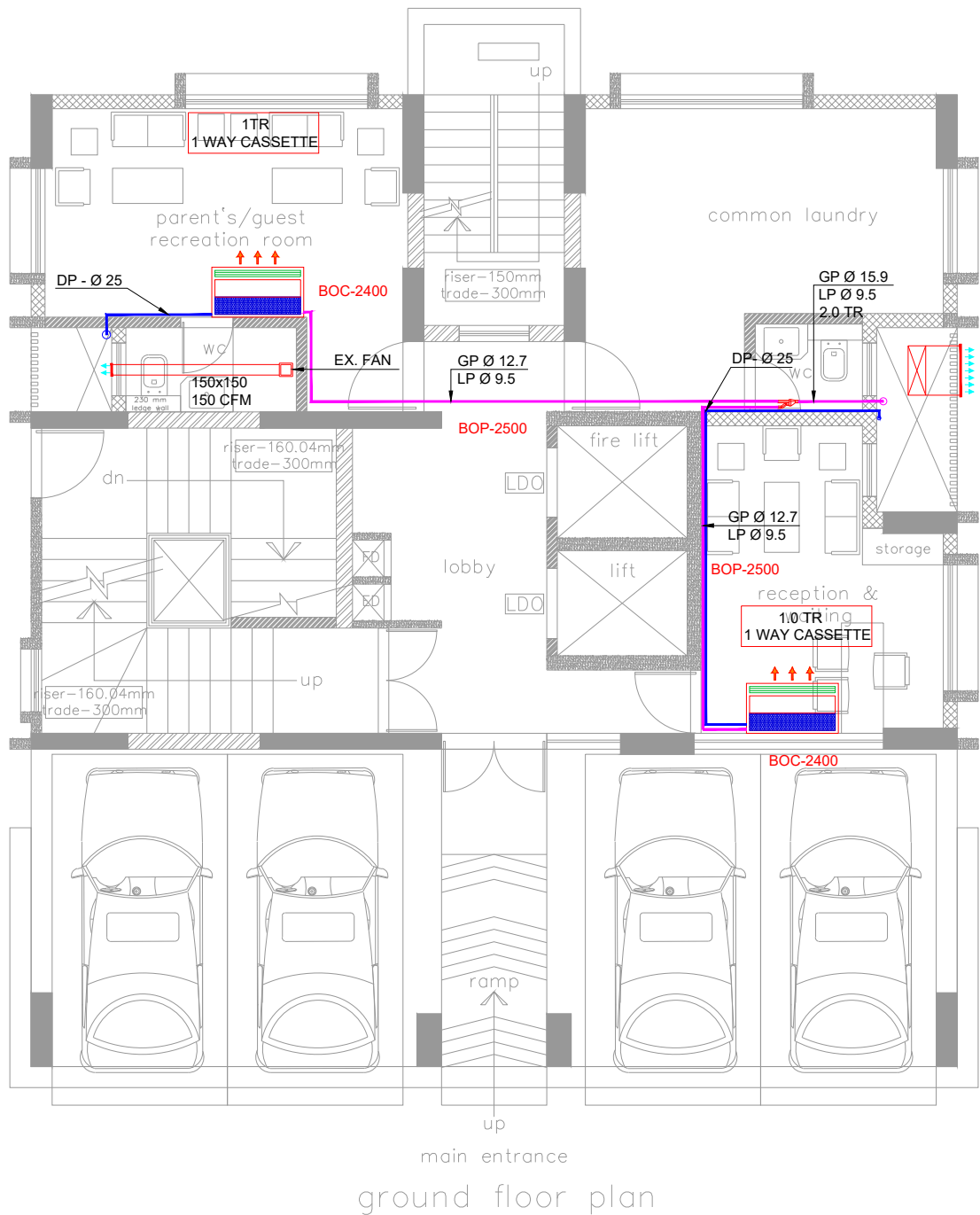
CONSULTANT:

 STRUCTWEL DESIGNERS & CONSULTANTS PVT. LTD
 STRUCTWEL PLOT NO.15, SECTOR-24, OFF SION PANVEL HIGHWAY, TURBHE, NAVI MUMBAI - 400705.
 PHONE: 2784 1010 (7 LINES)
 FAX: 91-22-2784 1007

PROJECT TITLE:
 PROPOSED REDEVELOPMENT (GRL'S HOSTEL) OF PLOT NO. 226 (C.S. NO. 202B/10, MATUNGA(E), MUMBAI - 400019 (E/N WARD).

DWG. TITLE:
 BASEMENT FLOOR HVAC LAYOUT

DRN BY	H.M	CHKD BY	S.M	VERIFIED BY	A.D
JOB NO.	SCALE		DATE		
23058	NTS		17-04-2024		
DRG NO.	SIZE	SHEET DETAILS		REV.	
MEP/HVAC/ID/01	A1	1 OF 7		T4	



ground floor plan

HVAC LEGENDS:

	(VRV) OUT DOOR UNIT
	ONE WAY CASSETTE
	REFRIGERANT PIPES (GAS & LIQUID LINE)
	DRAIN PIPE
	REFNET
	EX -INLINE FAN
	HI - WALL INDOOR UNIT
	CEILING MOUNTED EX FAN

NOTES:
 1. ALL DIMENSIONS ARE IN MM UNLESS OTHERWISE SHOWN.
 2. DRAWING SHOULD NOT BE SCALED.

REFERENCE DRAWINGS:

RELEASED FOR	CONTROLLED COPY/STAMP
<input type="checkbox"/> APPROVAL/REVIEW	
<input type="checkbox"/> REFERENCE	
<input checked="" type="checkbox"/> TENDER	
<input type="checkbox"/> PROCUREMENT	
<input type="checkbox"/> EXECUTION	
<input type="checkbox"/> AS BUILT	

GOOD FOR CONSTRUCTION

REVISIONS:

REV. NO.	DETAILS	DRN	CHKD	VERIFIED	DATE
BY	BY	BY	BY	BY	
T0	FOR TENDER	H.M	S.M	A.D	07.09.23
T1	REVISED MACHINE PROPOSAL	J.S	S.M	A.D	07.10.23
T2	REVISED MACHINE PROPOSAL	J.S	S.M	A.D	20.03.24
T3	REVISED OUTDOOR PROPOSAL	J.S	S.M	A.D	11.04.24
T4	REVISED REFNET RIGHT INSTRUCTIONS	H.M	S.M	A.D	17.04.24

CLIENT:

M/S. SHIKSHAN PRASARAK MANDALI

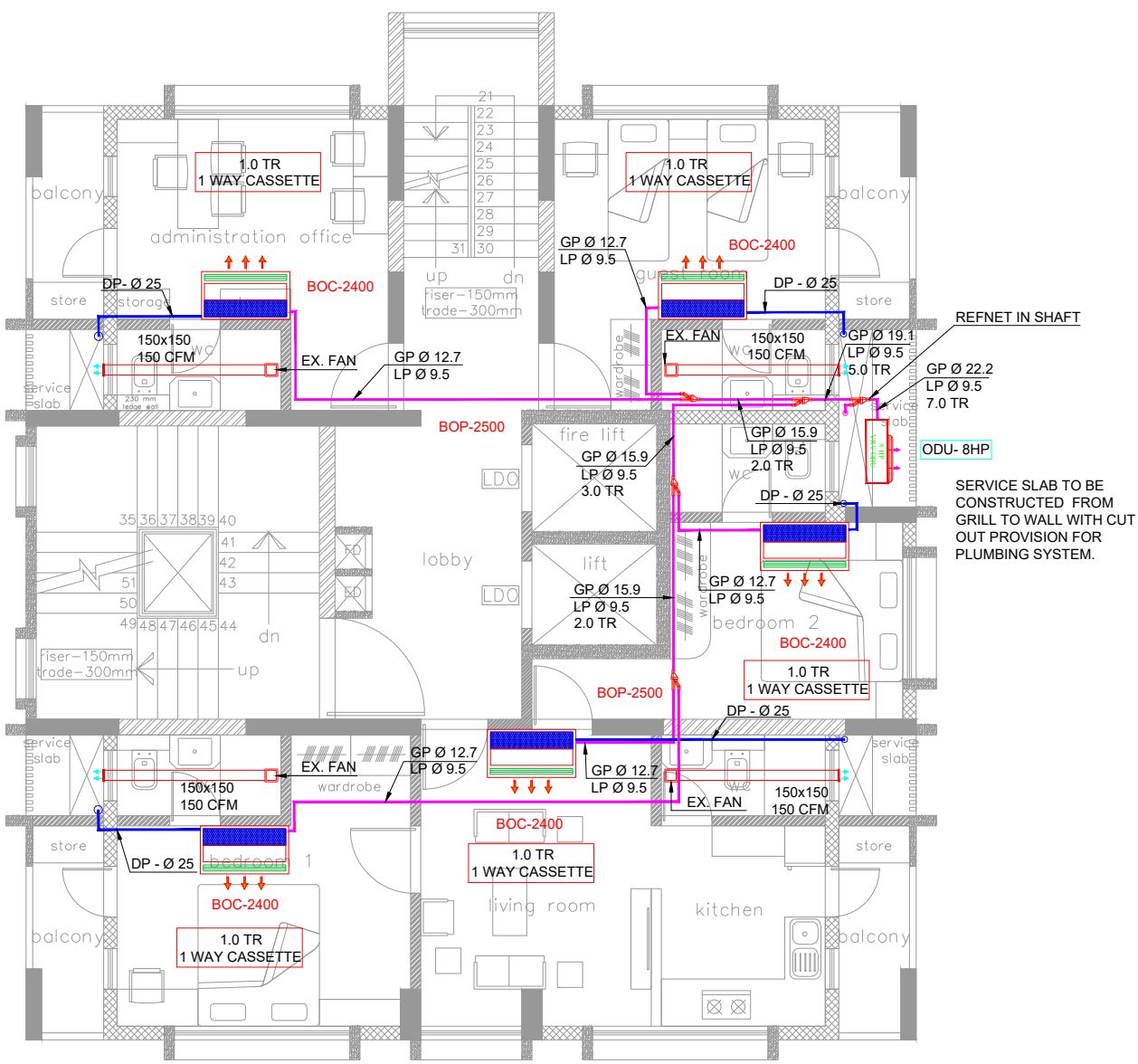
ARCHITECT: ASSOCIATED ARCHITECTS
 NO. 501, RAJNAGAR APART, 44TH ROAD, CHEMBUR EAST, MUMBAI - 400071.

CONSULTANT: STRUCTURAL DESIGNERS & CONSULTANTS PVT. LTD
 STRUCTURAL FLOOR NO. 16, SECTOR 10 OFF SONPANEL, HIGHWAY TURBHE, NAVI MUMBAI - 401701
 PHONE: 2784 1010 (17 LINES)
 FAX: 91-22-2784 1007

PROJECT TITLE:
 PROPOSED REDEVELOPMENT (OR) HOSTEL OF PLOT NO. 226 (C.S. NO. 2025/10, MATANGA), MUMBAI - 400019 (F/A) (WARD).

DWG. TITLE:
 GROUND FLOOR HVAC LAYOUT

DRN	BY	H.M	CHKD	BY	S.M	VERIFIED	BY	A.D
JOB NO.	SCALE	DATE		DATE				
23058	NTS	17-04-2024						
DRG NO.	SIZE	SHEET DETAILS		REV.				
HEP/HVAC/DRD	A1	2 OF 7		T4				



first floor plan

HVAC LEGENDS:

	(VRV) OUT DOOR UNIT
	ONE WAY CASSETTE
	REFRIGERANT PIPES (GAS & LIQUID LINE)
	DRAIN PIPE
	REFNET
	EX-INLINE FAN
	HI-WALL INDOOR UNIT
	CEILING MOUNTED EX FAN

NOTES:
 1. ALL DIMENSIONS ARE IN MM UNLESS OTHERWISE SHOWN.
 2. DRAWING SHOULD NOT BE SCALED.

REFERENCE DRAWINGS:

RELEASED FOR

<input type="checkbox"/>	APPROVAL/REVIEW	CONTROLLED COPY/STAMP
<input type="checkbox"/>	REFERENCE	
<input checked="" type="checkbox"/>	TENDER	
<input type="checkbox"/>	PROCUREMENT	
<input type="checkbox"/>	EXECUTION	
<input type="checkbox"/>	AS BUILT	

GOOD FOR CONSTRUCTION

PROJECT MANAGER

REVISIONS:

REV. NO.	DETAILS	DRN	CHKD	VERIFIED	DATE
T0	FOR TENDER	H.M	S.M	A.D	07.09.23
T1	REVISED MACHINE PROPOSAL	J.S	S.M	A.D	07.10.23
T2	REVISED MACHINE PROPOSAL	J.S	S.M	A.D	20.03.24
T3	REVISED OUTDOOR PROPOSAL	J.S	S.M	A.D	11.04.24
T4	REVISED TENDER PROCT INSTRUCTIONS	H.M	S.M	A.D	17.04.24

CLIENT:
 M/S. SHIKSHAN PRASARAK MANDALI

ARCHITECT:
 ASSOCIATED ARCHITECTS
 NO. 501, RAJNAGAR APART, 44TH ROAD, CHEMBUR EAST, MUMBAI - 400071.

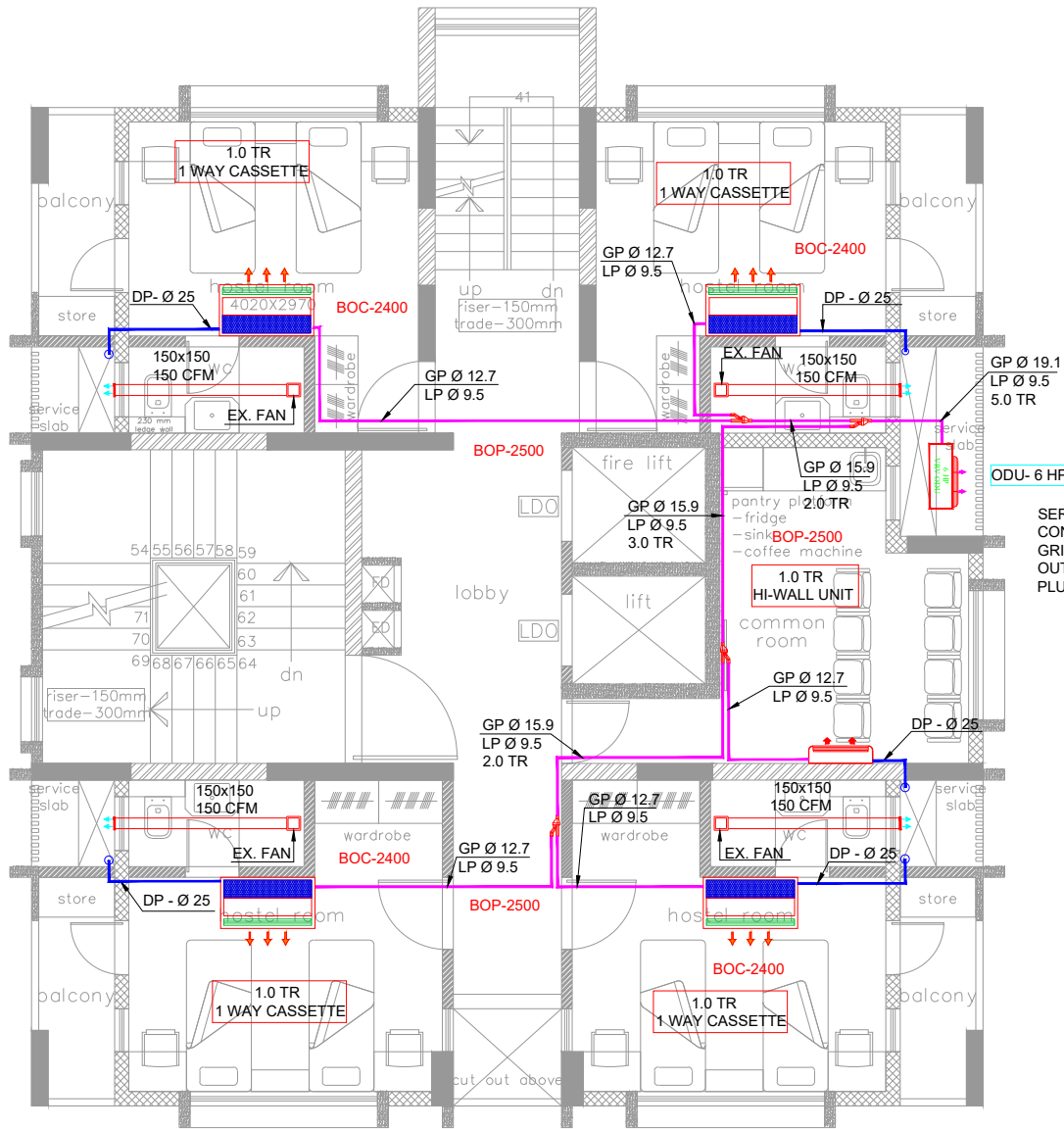
CONSULTANT:

 STRUCTURAL DESIGNERS & CONSULTANTS PVT. LTD
 STRUCTURAL, PLOT NO-16, SECTOR-8 OFF SONPANEL HIGHWAY, TURBHE, NAVI MUMBAI - 400758
 PHONE: 2784 1010 (17 LINES)
 FAX: 91-22-2784 1007

PROJECT TITLE:
 PROPOSED REDEVELOPMENT (OR) S HOSTEL OF PLOT NO. 226 (C.S. NO. 2025/10, MATUNGA), MUMBAI - 400019 (F/A) (WARD).

DWG. TITLE:
 FIRST FLOOR HVAC LAYOUT

DRN BY	H.M	CHKD BY	S.M	VERIFIED BY	A.D
JOB NO.	23058	SCALE	NTS	DATE	17-04-2024
DRG NO.	23058	SIZE	A1	SHEET DETAILS	3 OF 7
REV.					T4



SERVICE SLAB TO BE CONSTRUCTED FROM GRILL TO WALL WITH CUT OUT PROVISION FOR PLUMBING SYSTEM.

HVAC LEGENDS:

	(VRV) OUT DOOR UNIT
	ONE WAY CASSETTE
	REFRIGERANT PIPES (GAS & LIQUID LINE)
	DRAIN PIPE
	REFNET
	EX -INLINE FAN
	HI - WALL INDOOR UNIT
	CEILING MOUNTED EX FAN

NOTES:
 1. ALL DIMENSIONS ARE IN MM UNLESS OTHERWISE SHOWN.
 2. DRAWING SHOULD NOT BE SCALED.

REFERENCE DRAWINGS:

RELEASED FOR	CONTROLLED COPY/STAMP
<input type="checkbox"/> APPROVAL/REVIEW	<input type="checkbox"/>
<input type="checkbox"/> REFERENCE	<input type="checkbox"/>
<input checked="" type="checkbox"/> TENDER	<input type="checkbox"/>
<input type="checkbox"/> PROCUREMENT	<input type="checkbox"/>
<input type="checkbox"/> EXECUTION	<input type="checkbox"/>
<input type="checkbox"/> AS BUILT	<input type="checkbox"/>

GOOD FOR CONSTRUCTION

PROJECT MANAGER

REVISIONS:

REV. NO.	DETAILS	DRN	CHKD	VERIFIED	DATE
T0	FOR TENDER	H.M	S.M	A.D	07.09.23
T1	REVISED MACHINE PROPOSAL	J.S	S.M	A.D	07.10.23
T2	REVISED MACHINE PROPOSAL	J.S	S.M	A.D	20.03.24
T3	REVISED OUTDOOR PROPOSAL	J.S	S.M	A.D	11.04.24
T4	REVISED FIRE PROTECT INSTRUCTIONS	H.M	S.M	A.D	27.04.24

CLIENT:

M/S. SHIKSHAN PRASARAK MANDALI

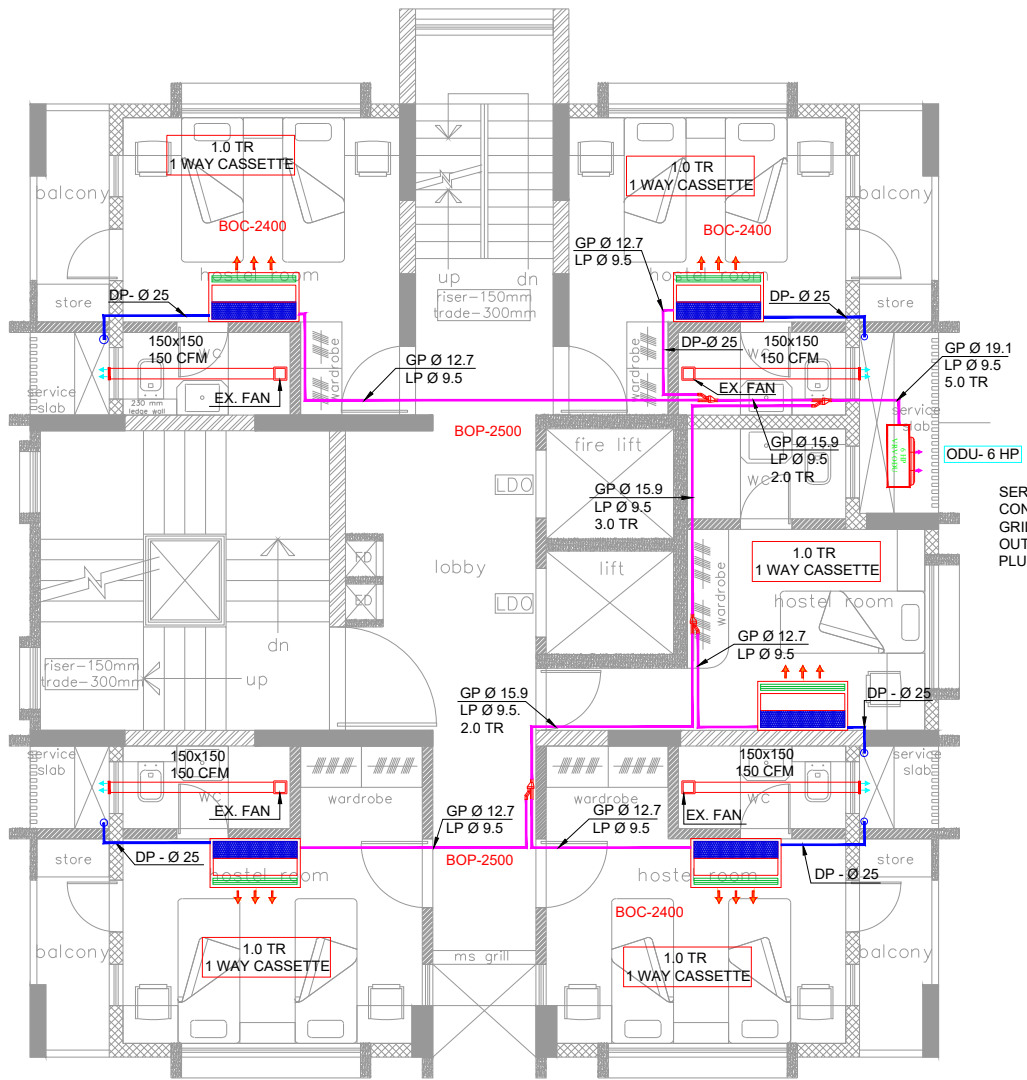
ARCHITECT: ASSOCIATED ARCHITECTS
 NO. 501, RAJINAG APART, 44TH ROAD, CHEMBUR EAST, MUMBAI - 400071.

CONSULTANT: STRUCTWEL DESIGNERS & CONSULTANTS PVT. LTD
 STRUCTWEL PLOT NO.16, SECTOR 10 OFF SONPANEL HIGHWAY, TURBHE, NAVI MUMBAI - 400708
 PHONE: 2784 1010 (17 LINES)
 FAX: 91-22-2784 1007

PROJECT TITLE:
 PROPOSED REDEVELOPMENT (OR)'S HOSTEL) OF PLOT NO. 226 (C.S. NO. 2005/10, MATUNGA), MUMBAI - 400019 (E/A) (WARD).

DWG. TITLE:
 SECOND FLOOR HVAC LAYOUT

DRN BY	H.M	CHKD BY	S.M	VERIFIED BY	A.D
JOB NO.	23058	SCALE	NTS	DATE	17-04-2024
DRG NO.	NTS	SIZE	A1	SHEET DETAILS	REV. T4



SERVICE SLAB TO BE CONSTRUCTED FROM GRILL TO WALL WITH CUT OUT PROVISION FOR PLUMBING SYSTEM.

HVAC LEGENDS:	
	(VRV) OUT DOOR UNIT
	ONE WAY CASSETTE
	REFRIGERANT PIPES (GAS & LIQUID LINE)
	DRAIN PIPE
	REFNET
	EX-INLINE FAN
	HI-WALL INDOOR UNIT
	CEILING MOUNTED EX FAN

odd floor plan
3rd, 5th, 9th, 11th, 13th, 15th, 17th, 19th

NOTES:
1. ALL DIMENSIONS ARE IN MM UNLESS OTHERWISE SHOWN.
2. DRAWING SHOULD NOT BE SCALED.

REFERENCE DRAWINGS:

RELEASED FOR	CONTROLLED COPY/STAMP
<input type="checkbox"/> APPROVAL/REVIEW	<input type="checkbox"/>
<input type="checkbox"/> REFERENCE	<input type="checkbox"/>
<input checked="" type="checkbox"/> TENDER	<input type="checkbox"/>
<input type="checkbox"/> PROCUREMENT	<input type="checkbox"/>
<input type="checkbox"/> EXECUTION	<input type="checkbox"/>
<input type="checkbox"/> AS BUILT	<input type="checkbox"/>

GOOD FOR CONSTRUCTION

PROJECT MANAGER

REV. NO.	DETAILS	DRN	CHKD	VERIFIED	DATE
T0	FOR TENDER	H.M	S.M	A.D	07.09.23
T1	REVISED MACHINE PROPOSAL	J.S	S.M	A.D	07.10.23
T2	REVISED MACHINE PROPOSAL	J.S	S.M	A.D	20.03.24
T3	REVISED OUTDOOR PROPOSAL	J.S	S.M	A.D	11.04.24
T4	REVISED FIRE FIGHT INSTRUCTIONS	H.M	S.M	A.D	27.04.24

CLIENT:

M/S. SHIKSHAN PRASARAK MANDALI

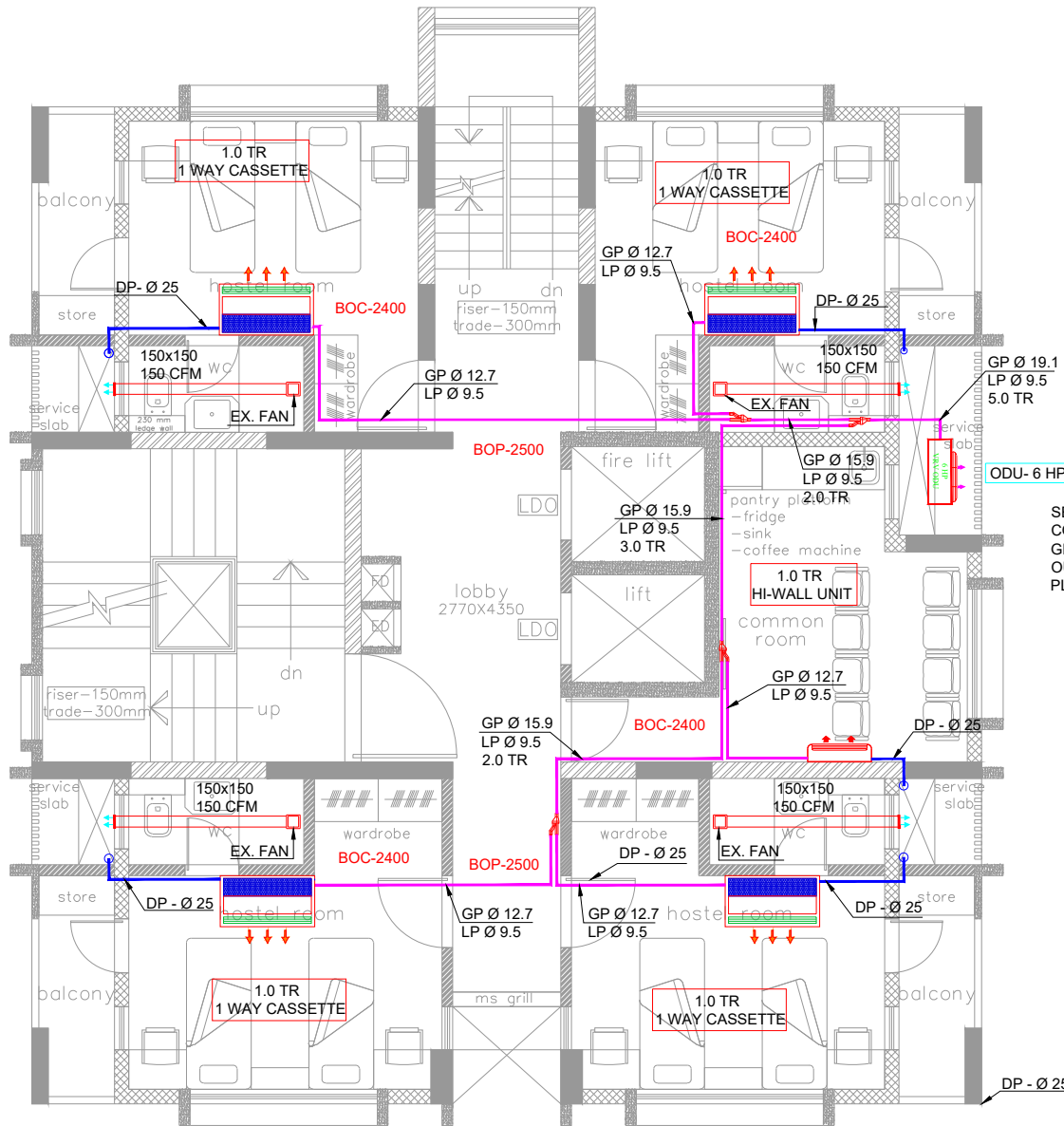
ARCHITECT: ASSOCIATED ARCHITECTS
NO. 501, RAJINAG APART, 44TH ROAD, CHEMBUR EAST, MUMBAI - 400071.

CONSULTANT: STRUCTURAL DESIGNERS & CONSULTANTS PVT. LTD
STRUCTURAL FLOOR NO-16, SECTION OFF SONPANEL HIGHWAY, TURBHE, NAVI MUMBAI - 400705
PHONE: 2784 1010 (17 LINES)
FAX: 91-22-2784 1007

PROJECT TITLE:
PROPOSED REDEVELOPMENT (OR) S HOSTEL OF PLOT NO. 226 (C.S. NO. 2025/10, MATUNGA), MUMBAI - 400019 (F/A) (WARD).

DWG. TITLE:
ODD FLOOR PLAN FLOOR HVAC LAYOUT

DRN BY	H.M	CHKD BY	S.M	VERIFIED BY	A.D
JOB NO.	SCALE	DATE			
23058	NTS	17-04-2024			
DRG NO.	SIZE	SHEET DETAILS	REV.		
HSP/MAC/DPD	A1	5 OF 7	T4		



even floor plan
4th,6th,8th,10th,12th,16th,18th,20th

HVAC LEGENDS:

	(VRV) OUT DOOR UNIT
	ONE WAY CASSETTE
	REFRIGERANT PIPES (GAS & LIQUID LINE)
	DRAIN PIPE
	REFNET
	EX-INLINE FAN
	HI-WALL INDOOR UNIT
	CEILING MOUNTED EX FAN

SERVICE SLAB TO BE
CONSTRUCTED FROM
GRILL TO WALL WITH CUT
OUT PROVISION FOR
PLUMBING SYSTEM.

NOTES:
1. ALL DIMENSIONS ARE IN MM UNLESS OTHERWISE SHOWN.
2. DRAWING SHOULD NOT BE SCALED.

REFERENCE DRAWINGS:

RELEASED FOR **CONTROLLED COPY/STAMP**

<input type="checkbox"/>	APPROVAL/REVIEW
<input type="checkbox"/>	REFERENCE
<input checked="" type="checkbox"/>	TENDER
<input type="checkbox"/>	PROCUREMENT
<input type="checkbox"/>	EXECUTION
<input type="checkbox"/>	AS BUILT

GOOD FOR CONSTRUCTION

PROJECT MANAGER

REVISIONS:

REV. NO.	DETAILS	DRN	CHKD	VERIFIED	DATE
T0	FOR TENDER	H.M	S.M	A.D	07.09.23
T1	REVISED MACHINE PROPOSAL	J.S	S.M	A.D	07.10.23
T2	REVISED MACHINE PROPOSAL	J.S	S.M	A.D	20.03.24
T3	REVISED OUTDOOR PROPOSAL	J.S	S.M	A.D	11.04.24
T4	REVISED AS PER ARCHT INSTRUCTIONS	H.M	S.M	A.D	07.04.24

CLIENT:

M/S. SHIKSHAN PRASARAK
MANDALI

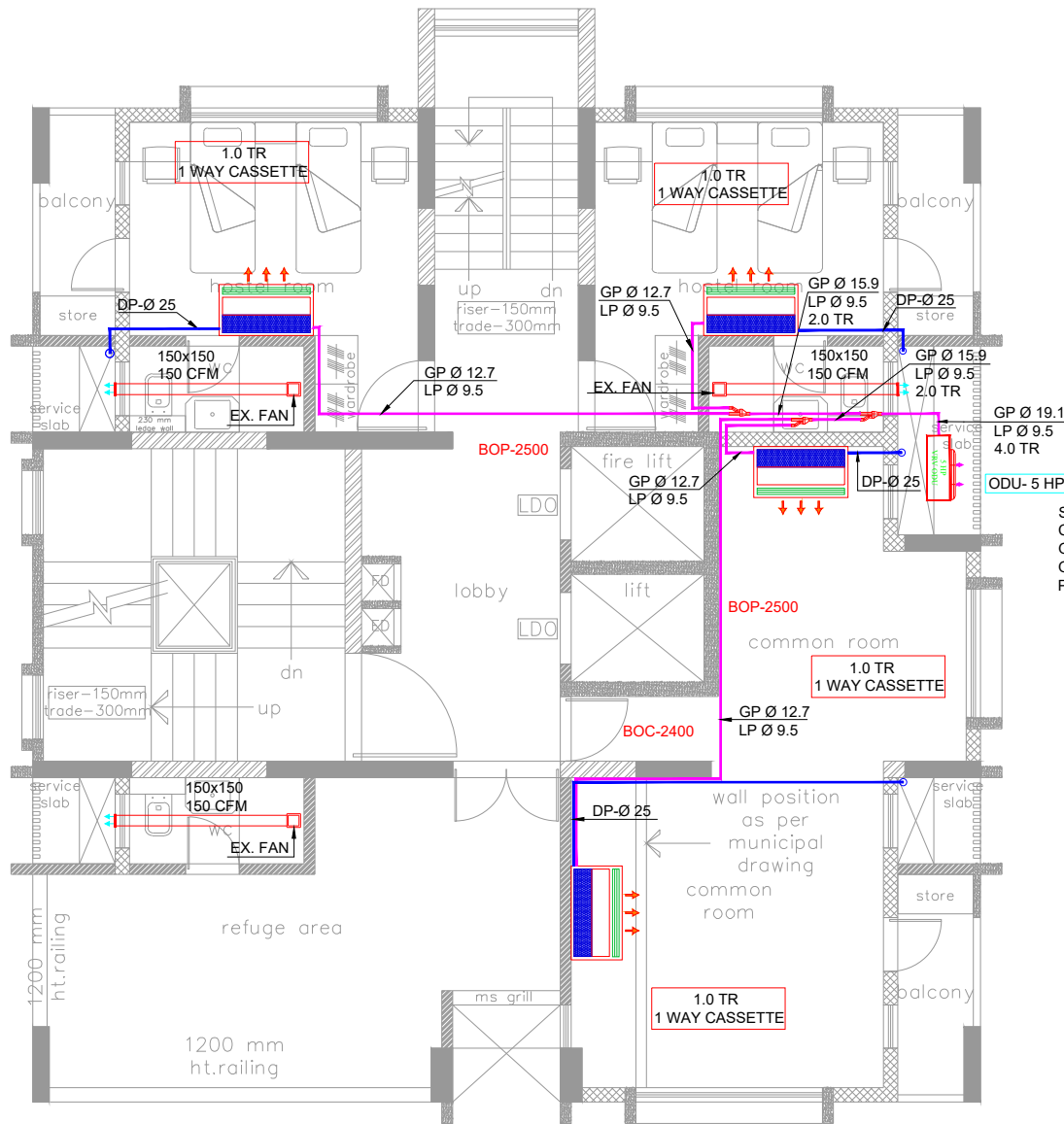
ARCHITECT: ASSOCIATED ARCHITECTS
NO. 501, RAJNAG APART, 44TH ROAD,
CHEMBUR EAST, MUMBAI - 400071.

CONSULTANT: STRUCTURAL DESIGNERS &
CONSULTANTS PVT. LTD
STRUCTURAL FLOOR NO. 16, SECTION OFF
SONPANEL HIGHWAY, TURBHE, NAVI MUMBAI
400705
PHONE: 2794 1010 (17 LINES)
FAX: 91-22-2794 1007

PROJECT TITLE:
PROPOSED REDEVELOPMENT (OR)'S HOSTEL) OF
PLOT NO. 226 (C.S. NO. 2005/10, MATANGA),
MUMBAI - 400019 (E/A) (WARD).

DWG. TITLE:
EVEN FLOOR PLAN FLOOR
HVAC LAYOUT

DRN BY	H.M	CHKD BY	S.M	VERIFIED BY	A.D
JOB NO.	23058	SCALE	NTS	DATE	17-04-2024
DRG NO.	23058	SIZE	A1	SHEET DETAILS	REV. T4



SERVICE SLAB TO BE CONSTRUCTED FROM GRILL TO WALL WITH CUT OUT PROVISION FOR PLUMBING SYSTEM.

refuge floor plan
7th floor, 14th floor

HVAC LEGENDS:

	(VRV) OUT DOOR UNIT
	ONE WAY CASSETTE
	REFRIGERANT PIPES (GAS & LIQUID LINE)
	DRAIN PIPE
	REFNET
	EX-INLINE FAN
	HI-WALL INDOOR UNIT
	CEILING MOUNTED EX FAN

NOTES:
1. ALL DIMENSIONS ARE IN MM UNLESS OTHERWISE SHOWN.
2. DRAWING SHOULD NOT BE SCALED.

REFERENCE DRAWINGS:

RELEASED FOR	CONTROLLED COPY/STAMP
<input type="checkbox"/> APPROVAL/REVIEW	
<input type="checkbox"/> REFERENCE	MEPHVAC/TD/02
<input checked="" type="checkbox"/> TENDER	
<input type="checkbox"/> PROCUREMENT	
<input type="checkbox"/> EXECUTION	
<input type="checkbox"/> AS BUILT	

GOOD FOR CONSTRUCTION

REVISIONS:

REV. NO.	DETAILS	DRN	CHKD	VERIFIED	DATE
T0	FOR TENDER	H.M	S.M	A.D	07.09.20
T1	REVISED MACHINE PROPOSAL	J.S	S.M	A.D	07.10.20
T2	REVISED MACHINE PROPOSAL	J.S	S.M	A.D	20.03.24
T3	REVISED OUTDOOR PROPOSAL	J.S	S.M	A.D	11.04.24
T4	REVISED FOR PROJECT INSTRUCTIONS	H.M	S.M	A.D	07.04.24

CLIENT:

M/S. SHIKSHAN PRASARAK MANDALI

ARCHITECT:

ASSOCIATED ARCHITECTS
NO. 501, RAJINAD APART, 14TH ROAD,
CHEMBUR EAST, MUMBAI - 400071.

CONSULTANT:

STRUCTWEL DESIGNERS & CONSULTANTS PVT. LTD
STRUCTURAL FLOOR NO. 16, SECTION OFF
SON-PANVEL HIGHWAY, TURBHE, NAVI MUMBAI
400750
PHONE: 2784 1010 (17 LINES)
FAX: 91-22-2784 1007

PROJECT TITLE:

PROPOSED REDEVELOPMENT (ORL'S HOSTEL) OF PLOT NO. 226 (C.S. NO. 2025/10, MATUNGA), MUMBAI - 400019 (F/A) (WARD).

DWG. TITLE:

REFUGE FLOOR PLAN FLOOR 7TH & 14TH
HVAC LAYOUT

DRN BY	H.M	CHKD BY	CHKD BY	VERIFIED BY	A.D
JOB NO.	23058	SCALE	NTS	DATE	17-04-2024
DRG NO.	SIZE	SHEET DETAILS	REV.		
MEPHVAC/TD/02	A1	7 OF 7	T4		